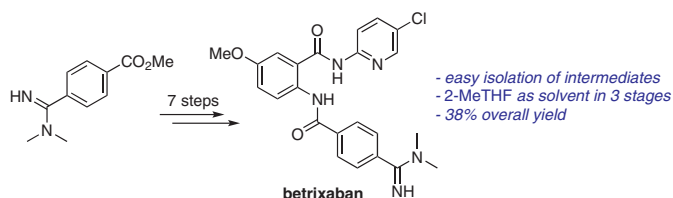


Expedient Approach to the Synthesis of Betrixaban

Chada Raji Reddy^{a,b} Sudam N. Sinare^b

^a Department of Organic Synthesis & Process Chemistry, CSIR-Indian Institute of Chemical Technology, Hyderabad-500007, India
rajireddy@iict.res.in

^b Academy of Scientific and Innovative Research (AcSIR), Ghaziabad 201 002, India



Received: 29.07.2020

Accepted after revision: 17.08.2020

Published online: 04.09.2020

DOI: 10.1055/s-0040-1707267; Art ID: so-2020-d0029-op



License terms:

© 2020. The Author(s). This is an open access article published by Thieme under the terms of the Creative Commons Attribution-NonDerivative-NonCommercial-License, permitting copying and reproduction so long as the original work is given appropriate credit. Contents may not be used for commercial purposes or adapted, remixed, transformed or built upon. (<https://creativecommons.org/licenses/by-nc-nd/4.0/>)

Abstract A new scalable route to synthesize the factor Xa (FXa) inhibitor betrixaban is disclosed. The product is obtained in a seven-step reaction sequence (in five stages using two one-pot reactions) starting from easily accessible 4-(*N,N*-dimethylcarbamimidoyl)benzoate. Effective isolation of intermediates, use of cost-effective amide formation and 2-methyltetrahydrofuran as an effective reaction solvent as well as for extraction in three of the stages, are key features. The strategy provides the desired product in 38% overall yield with high purity (>98%).

Key words betrixaban, factor Xa (FXa) inhibitor, anticoagulant, one-pot reaction, amidation

Betrixaban (**1**; Figure 1) is an oral anticoagulant that acts as a direct factor Xa (FXa) inhibitor, sold under the brand name BEVYXXA, for the prevention and treatment of arterial and venous thrombosis.^{1–4} It was initially developed by Millenium Pharmaceuticals. Later, Portola pharmaceuticals acquired the rights and co-developed it with Merck. Betrixaban has relatively low levels of renal excretion compared to other direct oral anti-coagulents (DOAC) and is not metabolized by CYP3A4.⁵

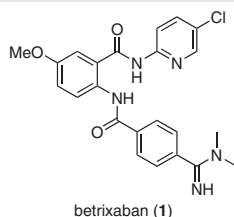
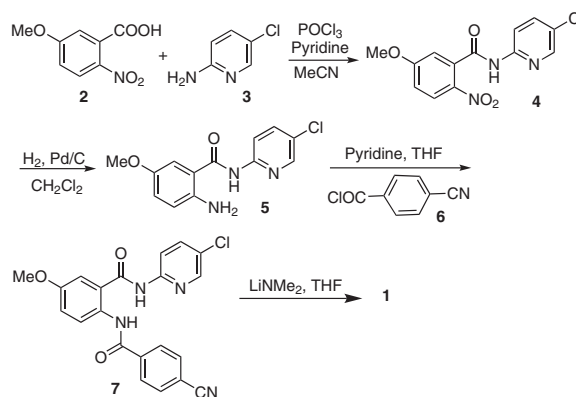


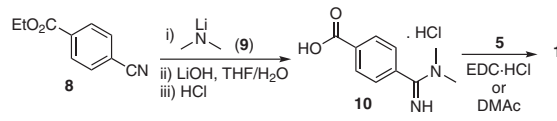
Figure 1 Structure of betrixaban

Due to the important activity of betrixaban in the prevention of venous thromboembolism (VTE), several strategies for its synthesis have been reported.^{4,6–9} For example, the original approach by Kanter and co-workers (Scheme 1a) begins with the coupling of 5-methoxy-2-nitrobenzoic acid (**2**) with 2-amino-5-chloropyridine (**3**) in the presence of POCl₃ and pyridine in acetonitrile to yield nitroamide **4**, which, upon hydrogenation, provided the amino amide intermediate **5**.

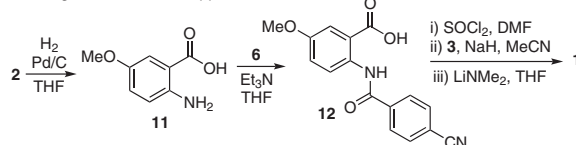
a. Kanter and co-workers' strategy:^{4,6}



b. Song and co-workers' approach:⁷



c. Wang and co-workers' approach:⁸

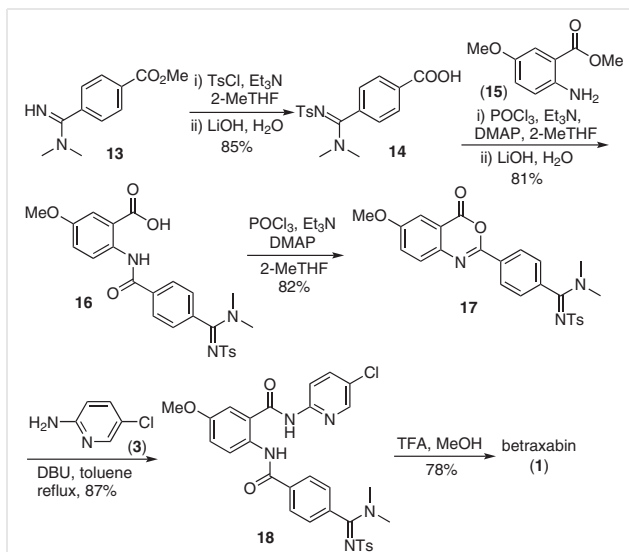


Scheme 1 Selected previous approaches to betrixaban (**1**)

Treatment of **5** with 4-cyanobenzoyl chloride (**6**)/pyridine gave the cyano precursor **7**, and reaction of the latter with lithium dimethylamide afforded the target molecule **1**.^{4,6} Alternatively, a modified route has been developed by Song and co-workers (Scheme 1b),⁷ wherein the amidine **10** is prepared from the reaction of ethyl 4-cyanobenzoate with lithium dimethylamide (**9**) followed by hydrolysis of the ester using lithium hydroxide in THF/H₂O and acidification with HCl. Next, the coupling of amidine **10** with amino-amide **5**, in the presence of *N*-(3-dimethylaminopropyl)-*N'*-ethylcarbodiimide hydrochloride (EDCI-HCl) in DMF or dimethylacetamide, gave betrixaban (**1**). Later in 2015, Wang and co-workers reported a reaction sequence (Scheme 1c) starting from the reduction of 5-methoxy-2-nitrobenzoic acid (**2**) to 2-amino-5-methoxybenzoic acid (**11**),⁸ wherein the dechlorination is avoided. Subsequently, the coupling of **11** with **6**, in the presence of triethylamine, gave amidocarboxylic acid **12**, which was subjected to amide formation with 2-amino-5-chloropyridine (**3**) to form the intermediate **7**, followed by conversion of the cyano group into an amidine, leading to the target molecule **1**. However, these routes suffer from one of the following drawbacks: (1) dechlorination during the reduction of the nitro group leads to an impurity that is difficult to separate; (2) the use of expensive coupling agents and/or (3) tedious workup procedures. These observations encouraged us to find an alternative approach to a scalable synthesis of betrixaban by circumventing the above disadvantages. In this direction, we planned the synthesis of betrixaban starting from *N,N*-dimethyl benzimidamide **13** in a protected form for easy isolation of all the intermediates involving the late-stage coupling of 5-chloropyridin-2-amine (**3**).

In our strategy (Scheme 2), initially, methyl 4-(*N,N*-dimethylcarbamimidoyl)benzoate (**13**); prepared by following a reported procedure⁹ was protected as its tosylate by using tosyl chloride in the presence of triethylamine in 2-methyltetrahydrofuran (2-MeTHF).¹⁰ Subsequent LiOH-mediated hydrolysis provided (*E*)-4-(*N,N*-dimethyl-*N'*-tosylcarbamimidoyl)benzoic acid (**14**) in 85% yield. Coupling of acid **14** with commercially available methyl 2-amino-5-methoxybenzoate (**15**), in the presence of POCl₃ in 2-MeTHF, afforded the corresponding amide ester,¹¹ which, upon treatment with LiOH in water, delivered the amido-benzoic acid **16** in 81% yield. The amide formation of **16** with 5-chloropyridin-2-amine (**3**) was carried out in a two-step sequence to avoid expensive coupling reagents.

Firstly, acid **16** was converted into benzoxazinone **17** using POCl₃, Et₃N/DMAP in 2-MeTHF in 82% yield.¹² Then, DBU-promoted ring opening of **17** with amine **3** in toluene under reflux gave the tosyl-protected betrixaban **18** in 87% yield. Finally, detosylation of **18** proceeded well with trifluoroacetic acid (TFA)¹³ in methanol to give betrixaban (**1**) in 78% yield. It is important to note that the use of 2-MeTHF



Scheme 2 Our approach to the synthesis of betrixaban (**1**)

(immiscible in water) as the solvent permits easy separation during the workup, and the organic layer containing the product can be directly used for the next reaction in the same solvent. Furthermore, this strategy avoids the requirement of additional solvent for extraction and isolation of intermediates in two stages.

A novel, convergent approach for the convenient and scalable synthesis of betrixaban has been developed by using methyl 4-(*N,N*-dimethylcarbamimidoyl)benzoate, methyl 2-amino-5-methoxybenzoate and 2-amino-5-chloropyridine as starting materials. The unique features of this sequence, including effective isolation of intermediates due to the presence of a tosyl group, use of cost-effective amide formation reactions, and 2-MeTHF as solvent medium for both the reaction and the extraction of the product in three steps, make this an attractive process. Furthermore, avoidance of nitro-group reduction and a late-stage Pinner reaction are added advantages to avoid the formation of the dechlorinated impurity and tedious work-up procedures (shortcomings in previous approaches). We believe that the developed approach is convenient for scale-up as well as for the synthesis for novel analogues.

All the starting materials, reagents and solvents were used as received without further purification, unless otherwise stated. Reactions were analysed by thin-layer chromatography (TLC) on silica and compounds were visualized with UV-light. ¹H NMR and ¹³C NMR spectra were recorded with a 500 MHz Agilent spectrometer in either CDCl₃ or DMSO-*d*₆ with TMS as an internal standard. IR spectra were obtained with a Bruker-Alpha, Opus 8.2 spectrometer. Mass spectra were obtained with an AB SCIEX QTRAP 5500 LCMS/MS System. High-resolution mass spectra were recorded with either a TOF or double focusing spectrometer.

(E)-4-(*N,N*-Dimethyl-*N'*-tosylcarbamimidoyl)benzoic Acid (14)

To a mixture of methyl 4-(*N,N*-dimethylcarbamimidoyl)benzoate (**13**; 13 g, 0.063 mol) and triethylamine (14.66 g, 0.145 mol) in 2-Me THF (130 mL) under a nitrogen atmosphere was added tosyl chloride (15.61 g, 0.082 mol) dropwise at 10 °C. Then, the mixture was allowed to warm to r.t. and stirred until completion (2 h, monitored by TLC). Upon completion, the mixture was cooled to 10 °C, the reaction was quenched with water (100 mL), and the organic layer was washed with saturated aqueous sodium bicarbonate (50 mL). To the organic layer was added LiOH (1.73 g, 0.072 mol) solution in water at 20 °C and the mixture was heated to 45 °C for 8 h. The reaction mixture was cooled to r.t. and diluted with water (75 mL), and the aqueous layer was cooled to 5 °C and adjusted to pH 2.5 by addition of 5 M HCl at 5 °C. The precipitated solid was filtered, then dried at 50 °C to afford the desired acid **14**.

Yield: 85% (18.56 g); mp 239–241 °C.

¹H NMR (500 MHz, DMSO-*d*₆): δ = 13.09 (br s, 1 H), 7.91 (d, *J* = 8.0 Hz, 2 H), 7.39 (d, *J* = 8.0 Hz, 2 H), 7.24 (d, *J* = 8.5 Hz, 1 H), 7.20 (d, *J* = 8.5 Hz, 2 H), 3.14 (s, 3 H), 2.71 (s, 3 H), 2.33 (s, 3 H).

¹³C NMR (125 MHz, DMSO-*d*₆): δ = 161.7, 164.9, 141.3, 141.2, 136.4, 131.5, 128.9, 128.8, 127.6, 125.8, 37.7, 20.9.

IR (neat): 3146, 1715, 1565, 1218, 1138, 1077, 878 cm⁻¹.

MS (ESI): *m/z* = 347.2 [M + H]⁺.

HRMS (ESI): *m/z* [M + H]⁺ calcd for C₁₇H₁₉N₂O₄S: 347.1066; found: 347.1069.

(E)-2-(4-(*N,N*-Dimethyl-*N'*-tosylcarbamimidoyl)benzamido)-5-methoxybenzoic Acid (16)

To a mixture of acid **14** (16.5 g, 0.047 mol), methyl 2-amino-5-methoxybenzoate (**15**; 9.5 g, 0.052 mol), triethylamine (12.04 g, 0.119 mol) and 4-dimethylamino pyridine (1.75 g, 0.014 mol) in 2-MeTHF (165 mL) cooled to 5 °C under a nitrogen atmosphere was added phosphorus oxychloride (8.76 g, 0.057 mol) dropwise (slowly with care), then the mixture was stirred at r.t. for 2 h. Upon completion, the mixture was cooled to 10 °C and diluted with water (100 mL). The organic layer was separated, washed with saturated aqueous sodium bicarbonate (75 mL) and taken on for hydrolysis. To the organic layer was added LiOH (1.31 g, 0.055 mol) in water at 20 °C and the reaction mixture was heated to 45 °C until completion of reaction. The mixture was cooled to r.t., diluted with water (30 mL), and the aqueous layer was adjusted to pH 2.0 by addition of 5 M HCl at 5 °C. The precipitated solid was filtered and dried in vacuo at 50 °C to afford amidobenzoic acid **16**.

Yield: 81% (19.12 g); mp 266–268 °C.

¹H NMR (500 MHz, DMSO-*d*₆): δ = 13.73 (br s, 1 H), 11.82 (s, 1 H), 8.54 (d, *J* = 9.5 Hz, 1 H), 7.90 (d, *J* = 8.5 Hz, 2 H), 7.53 (d, *J* = 3.5 Hz, 1 H), 7.39 (d, *J* = 8.0 Hz, 2 H), 7.32 (d, *J* = 8.5 Hz, 2 H), 7.29 (dd, *J* = 9.0, 3.0 Hz, 1 H), 7.21 (d, *J* = 8.0 Hz, 2 H), 3.81 (s, 3 H), 3.31 (s, 3 H), 2.74 (s, 3 H), 2.34 (s, 3 H).

¹³C NMR (125 MHz, DMSO-*d*₆): δ = 169.3, 164.9, 163.6, 154.6, 141.4, 141.1, 135.5, 135.3, 134.0, 128.9, 127.9, 126.5, 125.8, 122.2, 120.1, 118.8, 115.0, 55.4, 37.7, 20.9.

IR (neat): 3275, 1699, 1604, 1542, 1218, 1145, 851, 674 cm⁻¹.

MS (ESI): *m/z* = 496.15 [M + H]⁺.

HRMS (ESI): *m/z* [M + H]⁺ calcd for C₂₅H₂₆N₃O₆S: 496.1542; found: 496.1545.

(E)-4-(6-Methoxy-4-oxo-4H-benzo[d][1,3]oxazin-2-yl)-*N,N*-dimethyl-*N'*-tosylbenzimidamide (17)

To a mixture of acid **16** (17.5 g, 0.035 mol), Et₃N (8.92 g, 0.088 mol) and DMAP (1.29 g, 0.011 mol) in 2-MeTHF (175 mL) was added dropwise phosphorus oxychloride (6.5 g, 0.042 mol) under a nitrogen atmosphere at 5 °C (slowly with care), then the reaction mixture was stirred at r.t. for 5 h. The mixture was cooled to 10 °C, diluted with water (100 mL), and the organic layer was washed with saturated aqueous sodium bicarbonate (75 mL) and brine (50 mL). The organic layer was concentrated in vacuo below 50 °C to give the crude benzoxazinone **17** which was used further without any purification.

Yield: 82% (13.83 g); mp 217–219 °C.

¹H NMR (500 MHz, DMSO-*d*₆): δ = 8.13 (d, *J* = 8.0 Hz, 2 H), 7.71 (d, *J* = 8.5 Hz, 1 H), 7.59 (d, *J* = 8.0 Hz, 2 H), 7.42 (d, *J* = 8.5 Hz, 2 H), 7.34 (d, *J* = 8.0 Hz, 2 H), 7.23 (d, *J* = 8.5 Hz, 2 H), 3.92 (s, 3 H), 3.16 (s, 3 H), 2.75 (s, 3 H), 2.34 (s, 3 H).

¹³C NMR (125 MHz, DMSO-*d*₆): δ = 164.8, 159.1, 158.7, 153.8, 141.3, 141.2, 140.1, 135.8, 131.0, 128.9, 128.7, 128.0, 127.0, 125.8, 125.3, 117.9, 109.0, 56.0, 37.7, 20.9.

IR (neat): 3023, 1748, 1551, 1517, 1259, 1085, 870, 665 cm⁻¹.

MS (ESI): *m/z* = 478.1 [M + H]⁺.

HRMS (ESI): *m/z* [M + H]⁺ calcd for C₂₅H₂₄N₃O₅S: 478.1437; found: 478.1442.

(Z)-*N*-(5-Chloropyridin-2-yl)-2-(4-(*N,N*-dimethyl-*N'*-tosylcarbamimidoyl)benzamido)-5-methoxybenzamide (18)

To a stirred solution of benzoxazinone **17** (12 g, 0.025 mol) in toluene (72 mL) under a nitrogen atmosphere, was added 2-amino-5-chloropyridine **3** (4.19 g, 0.033 mol) and the mixture stirred for 12 h under reflux. Upon completion, the reaction mixture was cooled to r.t., filtered, and the solid was dried under vacuum to afford tosylated betrixaban **18**.

Yield: 87% (13.25 g); mp 236–238 °C.

¹H NMR (500 MHz, DMSO-*d*₆): δ = 11.09 (br s, 2 H), 8.43 (d, *J* = 3.0 Hz, 1 H), 8.16 (d, *J* = 8.5 Hz, 1 H), 8.05 (d, *J* = 9.0 Hz, 1 H), 7.95 (dd, *J* = 9.0, 3.0 Hz, 1 H), 7.87 (d, *J* = 8.5 Hz, 2 H), 7.44 (d, *J* = 3.0 Hz, 1 H), 7.38 (d, *J* = 8.0 Hz, 2 H), 7.27 (d, *J* = 8.5 Hz, 2 H), 7.19 (d, *J* = 7.0 Hz, 3 H), 3.85 (s, 3 H), 3.14 (s, 3 H), 2.72 (s, 3 H), 2.28 (s, 3 H).

¹³C NMR (125 MHz, DMSO-*d*₆): δ = 167.2, 165.0, 164.1, 155.3, 150.7, 146.3, 141.3, 141.2, 137.8, 135.3, 130.7, 128.9, 127.7, 126.8, 126.3, 125.8, 125.4, 124.6, 118.1, 116.3, 113.8, 55.5, 37.7, 20.8

IR (neat): 3269, 1661, 1573, 1372, 1142, 1086, 879, 667 cm⁻¹.

MS (ESI): *m/z* = 606.2 [M]⁺.

HRMS (ESI): *m/z* [M]⁺ calcd for C₃₀H₂₈ClN₅O₅S: 606.1572; found: 606.1584.

Betrixaban (1)^{4,8}

To a solution of tosyl betrixaban **18** (12.00 g, 0.02 mol) in MeOH (90 mL) under a nitrogen atmosphere, was added trifluoroacetic acid (6.81 g, 0.060 mol) at 5 °C and the mixture stirred for 12 h at r.t.. To the white precipitate was added a solution of sodium bicarbonate (8.35 g, 0.099 mol) in water (900 mL). The reaction mixture was stirred for 30 min, filtered, and the wet solid was taken into 2-MeTHF (120 mL). The resultant slurry was heated to reflux (80 °C) for 2 h, then cooled to r.t., filtered, and the solid was dried under vacuum to afford betrixaban (**1**).

Yield: 78% (6.98 g); mp 215–216.5 °C.

^1H NMR (500 MHz, $\text{DMSO}-d_6$): δ = 11.13 (s, 1 H), 11.07 (s, 1 H), 9.49 (s, 1 H), 9.37 (s, 1 H), 8.27 (d, J = 2.0 Hz, 1 H), 8.10 (d, J = 9.0 Hz, 1 H), 8.08 (d, J = 8.5 Hz, 2 H), 7.96 (m, 2 H), 7.74 (d, J = 8.5 Hz, 2 H), 7.42 (d, J = 3.0 Hz, 1 H), 7.18 (dd, J = 9.0, 3.0 Hz, 1 H), 3.85 (s, 3 H), 3.27 (s, 3 H), 2.97 (s, 3 H).

^{13}C NMR (125 MHz, $\text{DMSO}-d_6$): δ = 167.1, 163.9, 163.8, 155.6, 150.5, 146.3, 137.8, 137.4, 132.2, 130.2, 128.6, 127.7, 126.8, 125.8, 124.9, 118.1, 116.2, 113.8, 55.5, 41.8.

IR (neat): 3382–2945, 1649, 1607, 1212, 1178, 846, 690 cm^{-1} .

MS (ESI): m/z = 452.4 $[\text{M} + \text{H}]^+$.

Funding Information

C.R.R. is grateful to the Council of Scientific and Industrial Research (CSIR), New Delhi for financial support as part of mission mode project (INPROTICS; HCP 011).

Acknowledgement

SN.S. thanks Cipla Ltd., Mumbai for supporting doctoral research as part of a collaborative project with CSIR-IICT, Hyderabad. CSIR-IICT Communication No. IICT/Pubs./2020/221.

Supporting Information

Supporting information for this article is available online at <https://doi.org/10.1055/s-0040-1707267>.

References

- (1) Eriksson, B. I.; Quinlan, D. J.; Weitz, J. I. *Clin. Pharmacokinet.* **2009**, *48*, 1.
- (2) Turpie, A. G. G.; Bauce, K. A.; Davidson, B. L.; Fisher, W. D.; Gent, M.; Huo, M. H.; Sinha, U.; Gretler, D. D. *Thromb. Haemost.* **2009**, *101*, 68.
- (3) Palladino, M.; Merli, G.; Thomson, L. *Expert Opin. Invest. Drugs* **2013**, *22*, 1465.
- (4) Zhang, P.; Huang, W.; Wang, L.; Bao, L.; Jia, Z. J.; Bauer, S. M.; Goldman, E. A.; Probst, G. D.; Song, Y.; Su, T.; Fan, J.; Wu, Y.; Li, W.; Woolfrey, J.; Sinha, U.; Wong, P. W.; Edwards, S. T.; Arfsten, A. E.; Clizbe, L. A.; Kanter, J.; Pandey, A.; Park, G.; Hutchaleelaha, A.; Lambing, J. L.; Hollenbach, S. J.; Scarborough, R. M.; Zhu, B.-Y. *Bioorg. Med. Chem. Lett.* **2009**, *19*, 2179.
- (5) Huisman, M. V.; Klok, F. A. *Eur. Heart J. Suppl.* **2018**, *20*, E12.
- (6) Kanter, J. P.; Suizno, K.; Zuberi, S. S. *PCT Int. Appl. WO2008057972*, **2008**.
- (7) Pandey, A.; Leitao, E. P. T.; Rato, J.; Song, Z. J. *PCT application WO 2011084519*, **2011**.
- (8) Li, J.; Chen, L.; Yan, X.; Li, Y.; Wei, D.; Wang, D. *J. Chem. Res.* **2015**, *39*, 524.
- (9) Pinto, D. J.; Qiao, J. X.; Gangor, T.; Lam, P. Y. S.; Li, Y.-L. *PCT Int. Appl. WO2004083174*, **2004**; *A2 20040930*, **2004**.
- (10) Bailey, C.; Baker, E.; Hayler, J.; Kane, P. *Tetrahedron Lett.* **1999**, *40*, 4847.
- (11) Chen, H.; Xu, X.; Liu, L.; Tang, G.; Zhao, Y. *RSC Adv.* **2013**, *3*, 16247.
- (12) Errede, L. A.; McBrady, J. J. *J. Org. Chem.* **1977**, *42*, 3863.
- (13) (a) Li, J.; Mi, Y.; He, J.; Luo, X.; Fan, E. *J. Heterocycl. Chem.* **2013**, *50*, 304. (b) Javorskis, T.; Orentas, E. *J. Org. Chem.* **2017**, *82*, 13423.