
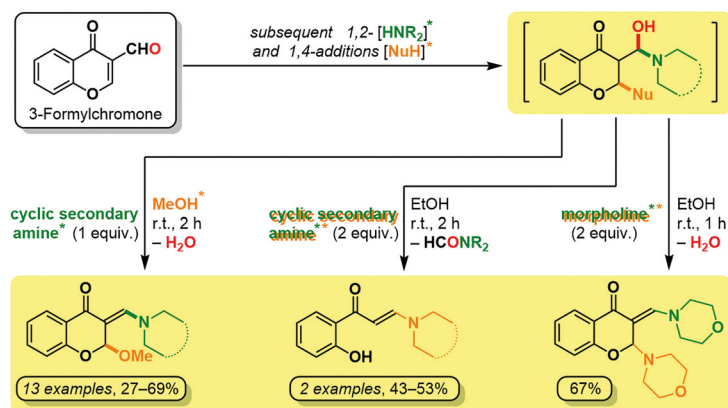


Divergent Pathways for Reactions of 3-Formylchromone with Cyclic Secondary Amines in Alcoholic Media

Kirill S. Korzhenko
Dmitry V. Osipov 
Vitaly A. Osyanin*
Yuri N. Klimochkin

Department of Organic Chemistry, Samara State Technical University, 244 Molodogvardeyskaya St., 443100 Samara, Russian Federation
VOsyanin@mail.ru



Received: 27.11.2019

Accepted: 28.11.2019

Published online: 11.12.2019

DOI: 10.1055/s-0039-1690339; Art ID: so-2019-d0034-l

License terms: 

© 2019. The Author(s). This is an open access article published by Thieme under the terms of the Creative Commons Attribution-NonDerivative-NonCommercial-License, permitting copying and reproduction so long as the original work is given appropriate credit. Contents may not be used for commercial purposes or adapted, remixed, transformed or built upon. (<https://creativecommons.org/licenses/by-nc-nd/4.0/>)

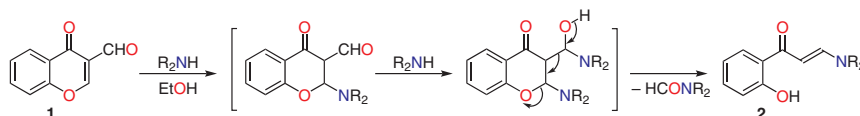
Abstract Reaction of 3-formylchromone with cyclic secondary amines in methanol results in (*E*)-2-methoxy-3-(*R*₂N-methylene)chroman-4-ones, while use of ethanol leads to (*E*)-2-morpholino-3-(morpholinomethylene)chroman-4-one or enaminoketones as dihydropyran ring-opening products. The solubility of the formed products in alcoholic media is postulated to be a key factor that determines the reaction pathway.

Key words 3-formylchromone, 4-chromanone, cyclic secondary amines, Michael reaction, enamino ketones, 1*H*-azoles

Chromones,¹ including flavones, and related chroman-4-ones² generate interest in medicinal chemistry by reason of the widespread existence of these structure units among natural products and synthetic medicines.^{1,3} 4-Oxo-4*H*-chromene-3-carbaldehyde **1** (Scheme 1; more commonly known as 3-formylchromone) can be distinguished from the array of chromone derivatives due to the presence of three nonequivalent electrophilic centers (an aldehyde, C-2 and C-4 carbons) and a system of conjugated bonds in its structure, that makes 3-formylchromone an attractive pre-

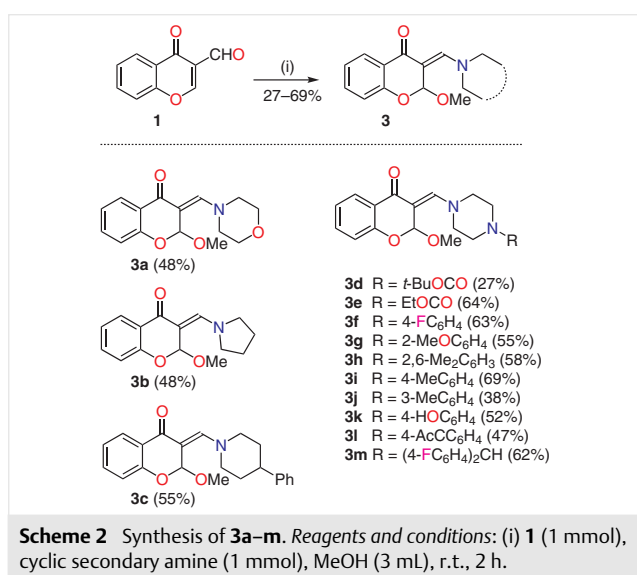
cursor with variable reactivity for the synthesis of complex molecules in the reactions with Michael donors, dienes and dienophiles.⁴ Several examples of reactions of 3-formylchromones with primary aryl- and hetarylamines, which lead to a wide range of products, have been described.⁵ However, their reactions with secondary amines, including saturated heterocycles, have been significantly less examined. It is known that the reaction of 3-formylchromones with pyrrolidine, *N*-methylpiperazine or piperidine in ethanol leads to enaminoketones **2**.⁶ Most likely, the mechanism includes the formation of an unstable Michael adduct followed by deformylation and ring opening under action of the second equivalent of the base (Scheme 1).

We have found that the reaction of stoichiometric amounts of 3-formylchromone **1** and cyclic secondary amines, such as morpholine, pyrrolidine, substituted piperidines and piperazines, in methanol at room temperature produces (*E*)-2-methoxy-3-(*R*₂N-methylene)chroman-4-ones **3a–m** in 27–69% yield (Scheme 2).⁷ It should be noted that the reason we succeeded in obtaining 2-methoxychroman-4-ones **3** can be ascribed to their poor solubility in methanol, which leads to their crystallization from the reaction medium and shifts the equilibrium towards these products. Indeed, we were not able to isolate 2-methoxychroman-4-ones, which have good solubility. Thus, attempts to obtain 2-methoxychroman-4-ones with piperidine, 4-hydroxypiperidine, piperidin-4-one, *N*-methylpiperazine and 2-(piperazin-1-yl)ethan-1-ol moieties were



Scheme 1 Synthesis of enaminoketones **2** from 3-formylchromone **1** and secondary amines

unsuccessful due to lack of crystallization of the desired products and, as a consequence, formation of a complex mixture of unidentified compounds. In this case, the question naturally arises as to whether the reaction is specific for cyclic secondary amines. In the reaction of 3-formylchromone **1** and diethylamine or dibenzylamine, we also obtained complex mixtures of unidentified products. Therefore, we postulate that the presence of a nucleophilic nitrogen in a ring is necessary for success of the reaction. The 2-methoxychroman-4-ones cannot be purified by column chromatography due to their decomposition on silica gel.



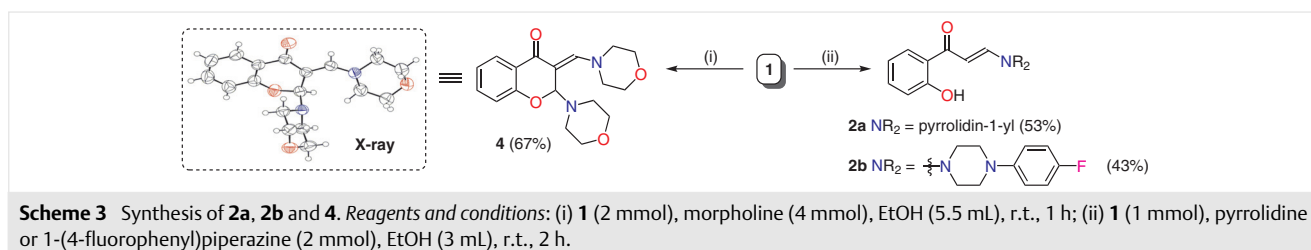
All substituted 2-methoxychroman-4-ones **3** were obtained as individual (*E*)-isomers. A NOESY spectrum of compound **3a** showed correlations between H-2 and CH₂N and the absence of interaction between H-2 and =CHN protons, which confirms the *trans* arrangement of the carbonyl group and the morpholine fragment. The ¹H NMR spectra of chromanones **3** contain distinctive singlets at 3.28–3.45, 6.00–6.19 and 7.54–7.81 ppm for methoxy, H-2 and =CHN protons, respectively. Distinguishing resonances at 54.5–54.9 ppm for the methoxy-carbon, at 99.0–99.4 ppm for C-2, at 100.4–101.7 ppm for C-3, at 147.5–150.3 ppm for =CHN, at 156.2 ppm for C-8a, and 177.4–179.5 ppm for the

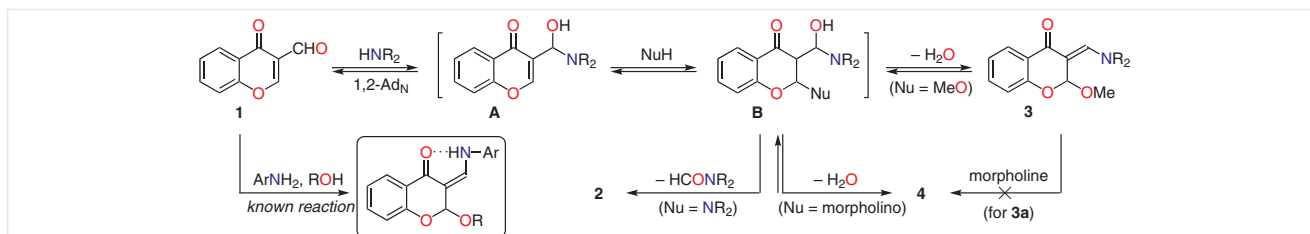
carbonyl carbon were observed in the ¹³C NMR spectra. The IR spectra of compounds **3** contain a high intensity band corresponding to the carbonyl group at 1630–1657 cm⁻¹.

One of the possible ways for further transformation of the obtained chroman-4-ones **3** is their use as heterodienes in a Diels–Alder reaction. In particular, the reaction of closely related 2-unsubstituted chroman-4-ones with in situ generated dichloroketene or phenylchloroketene, leading to formation of 4-amino-3,4-dihydro-2*H*,5*H*-pyrano[3,2-*c*]chromen-2-ones has been previously described.⁸ It is known that 3-formylchromone **1** can act as a heterodiene through the involvement of the enal system,⁹ while its reaction with amines blocks the enal and switches the cross-conjugated carbonyl moiety for hetero-Diels–Alder reactions.

At the same time, the reaction of the 3-formylchromone with 2 equivalents of morpholine in ethanol at room temperature or in refluxing benzene leads to 2-morpholino-3-(morpholinomethylene)chroman-4-one (**4**; Scheme 3) with (*E*)-configuration, which was confirmed by single-crystal X-ray structural analysis.¹⁰ Moreover, a NOESY spectrum showed an interaction between the H-2 proton and CH₂N protons of both morpholine rings, while an interaction between the protons of H-2 and =CHN unit is absent. On the other hand, in the reaction with 2 equivalents of pyrrolidine or 1-(4-fluorophenyl)piperazine, only enamino ketones **2a** and **2b** were isolated under the same conditions.⁷

It should be noted that the formation of related chroman-4-one compounds **3** as (*Z*)-isomers from 3-formylchromones in various alcohols has been previously described for primary aromatic amines exclusively.¹¹ This fact can be explained by the stabilization of the resulting products by intramolecular hydrogen bonding, while such stabilization in the obtained products **3a–m** is absent (Scheme 4). The first stage of the reaction of 3-formylchromone with amines may be either conjugate addition or 1,2-addition to the aldehyde group. It was shown that, in the case of aromatic primary amines, the reaction takes the first pathway.^{5a,12f} In this case, the driving force of the process is the formation of an intramolecular hydrogen bond between the NH group and the oxygen atom of the pyranone carbonyl group. However, conjugate addition of 1,2,4-triazoles and benzotriazoles to 3-formylchromone would lead to Michael adducts that are not stabilized by hydrogen bonding. Therefore, the reaction proceeds via 1,2-addition, which was con-





Scheme 4 Principal transformations of 3-formylchromone **1** with amines in alcohol media

firmed by isolation of the corresponding 3-[hydroxy(azol-1-yl)methyl]chromen-4-ones.¹² We believe that, in the case of cyclic secondary amines, the reaction also initially proceeds via 1,2-addition to the aldehyde group with the formation of *geminal* amino alcohols **A**, which are further converted into adducts **B** due to nucleophilic attack on the C-2 carbon. The latter are stabilized either by elimination of *N,N*-disubstituted formamide, which leads to enaminoketones **2** after subsequent opening of the dihydropyran ring, or water with the formation of adducts **3** or **4**. Apparently, product **4** is also formed from intermediate **B**; whereas replacement of the methoxy group with morpholine or other secondary amines in the preliminary obtained 2-methoxychroman-4-one **3a** is not observed. The isolation of chromone **4** instead of the enaminoketone of type **2** from the reaction mixture occurs due to its poor solubility.

These unexpected outcomes prompted us to investigate the reaction of 3-formylchromone with 1*H*-azoles. We found that prolonged heating of an equimolar mixture of 3-formylchromone **1** and imidazole or benzimidazole in methanol resulted in symmetrical 3,3'-[(azol-1-yl)methylene]bis(4*H*-chromen-4-ones) **5a** and **5b** (Scheme 5).^{13,14} The proposed reaction mechanism involves successive 1,4- and 1,2-addition of two equivalents of azole to 3-formylchromone with the formation of adduct **C**, which, on the one hand, leads to chromone **D** as a result of elimination of the azole and *N*-formylazole and, on the other hand, is con-

verted into intermediate **E** due to dehydration. The subsequent Michael reaction and elimination of the azole leads to products **5a** and **5b**. However, these outcomes only occur for the reaction with imidazole and benzimidazole. In the reaction with other 1*H*-azoles under these conditions, we obtained complex mixtures with only trace amounts of the desired products.

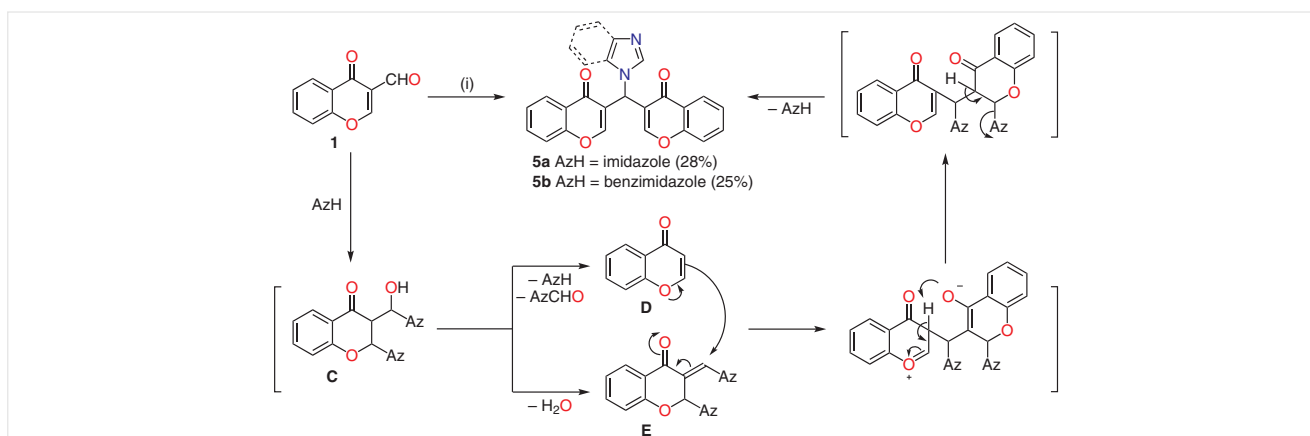
In conclusion, the reaction of 3-formylchromone and cyclic secondary amines in alcohols has been studied. Varying the nature of the amine, the solvent used, and the ratio of reagents affects the direction of the reaction and can lead to both 2-substituted 3-(*R*₂*N*-methylene)chroman-4-ones and enaminoketones as products of ring-opening. The solubility of the final product is a key factor, since it determines the position of the equilibrium.

Funding Information

This work was funded by the Russian Foundation for Basic Research (project no. 17-03-01158).

Acknowledgment

The authors are grateful to V. B. Rybakov (Moscow State University) for carrying out the X-ray structural analysis, which was fulfilled with a STOE STADI VARI PILATUS-100K diffractometer purchased by the MSU Development Program.



Scheme 5 Synthesis of **5a** and **5b**. Reagents and conditions: (i) **1** (1 mmol), (benz)imidazole (1 mmol), MeOH (5 mL), Δ, 35 h (for **5a**) or 40 h (for **5b**).

Supporting Information

Supporting information for this article is available online at <https://doi.org/10.1055/s-0039-1690339>.

References and Notes

- For selected reviews on medicinal chemistry of chromones, see: (a) Reis, J.; Gaspar, A.; Mihazes, N.; Borges, F. *J. Med. Chem.* **2017**, *60*, 7941. (b) Silva, C. F. M.; Batista, V. F.; Pinto, D. C. G. A.; Silva, A. M. S. *Expert Opin. Drug Discovery* **2018**, *19*, 795. (c) Duan, Y.-d.; Jiang, Y.-y.; Guo, F.-x.; Chen, L.-x.; Xu, L.-l.; Zhang, W.; Liu, B. *Fitoterapia* **2019**, *135*, 114. (d) Gaspar, A.; Matos, M. J.; Garrido, J.; Uriarte, E. *Chem. Rev.* **2014**, *114*, 4960. (e) Mohadeszadeh, M.; Iranshahi, M. *Mini-Rev. Med. Chem.* **2017**, *17*, 1377. (f) Sharma, S. K.; Kumar, S.; Chand, K.; Kathuria, A.; Gupta, A.; Jain, R. *Curr. Med. Chem.* **2011**, *18*, 3825. (g) Raffa, D.; Maggio, B.; Raimondi, M. V.; Plescia, F.; Daidone, G. *Eur. J. Med. Chem.* **2017**, *142*, 213.
- For a comprehensive review on the synthesis and biological activity of 4-chromanones, see: Emami, S.; Ghanbarimasir, Z. *Eur. J. Med. Chem.* **2015**, *93*, 539.
- For a seminal report on the use of 3-formylchromone as a precursor for medicines, see: Dücker, H.; Pries, V.; Khedkar, V.; Menninger, S.; Bruss, H.; Bird, A. W.; Maliga, Z.; Brockmeyer, A.; Janning, P.; Hyman, A.; Grimme, S.; Schürmann, M.; Preut, H.; Hübel, K.; Ziegler, S.; Kumar, K.; Waldmann, H. *Nat. Chem. Biol.* **2012**, *8*, 179.
- For selected reviews on 3-formylchromones, see: (a) Sabitha, G. *Aldrichimica Acta* **1996**, *29*, 15. (b) Ghosh, C. K.; Patra, A. *J. Heterocycl. Chem.* **2008**, *45*, 1529. (c) Ali, T. El-S.; Ibrahim, M. A.; El-Gohary, N. M.; El-Kazak, A. M. *Eur. J. Chem.* **2013**, *4*, 311. (d) Ghosh, C. K.; Chakraborty, A. *ARKIVOC* **2015**, (vi), 288. (e) Gašparová, R.; Láčová, M. *Molecules* **2005**, *10*, 937. (f) Plaskon, A. S.; Grygorenko, O. O.; Ryabukhin, S. V. *Tetrahedron* **2012**, *68*, 2743.
- For more recent examples, see: (a) Liao, J.-Y.; Yap, W. J.; Wu, J.; Wong, M. W.; Zhao, Y. *Chem. Commun.* **2017**, *53*, 9067. (b) Poudel, T. N.; Lee, Y. R.; Kim, S. H. *Green Chem.* **2015**, *17*, 4579. (c) Baral, E. R.; Sharma, K.; Akhtar, M. S.; Lee, Y. R. *Org. Biomol. Chem.* **2016**, *14*, 10285. (d) El-Gohary, N. M.; Ibrahim, M. A.; El-Sawy, E. R.; Abdel-fatah, N. A. *J. Heterocycl. Chem.* **2016**, *54*, 1467. (e) Gupta, S.; Khurana, J. M. *Green Chem.* **2017**, *19*, 4153.
- (a) Ghosh, C. K.; Khan, S. *Synthesis* **1981**, 719. (b) Dalvi, N. R.; Shelke, S. N.; Karale, B. K.; Gill, H. C. *Synth. Commun.* **2007**, *37*, 1421. (c) Shelke, S. N.; Pawar, Y. J.; Pawar, S. B.; Gholap, S. S.; Gill, C. H. *J. Indian Chem. Soc.* **2011**, *88*, 461. (d) Halnor, V. B.; Dalvi, N. R.; Joshi, N. S.; Gill, C. H.; Karale, B. K. *Indian J. Chem., Sect. B: Org. Chem. Incl. Med. Chem.* **2006**, *45*, 288.
- Synthesis of Products 2–4; General Procedure**
A solution of cyclic secondary amine (1 mmol for **3**; 2 mmol for **2**; 4 mmol for **4**) in MeOH (1.5 mL for **3**) or EtOH (1.5 mL for **2** and **4**) was added dropwise to a stirred suspension of 3-formylchromone **1** (174 mg, 1 mmol for **2** and **3**; 348 mg, 2 mmol for **4**) in MeOH (1.5 mL for **3**) or EtOH (1.5 mL for **2**, 4 mL for **4**) in 10 min. The resulting mixture was stirred at room temperature for 2 h (for **2** and **3**) or 1 h (for **4**), then was stored at -30°C overnight. The precipitate formed was filtered off, washed with ice-cold MeOH, and then recrystallized from the appropriate solvent.
- (**E**)-1-(2-Hydroxyphenyl)-3-(pyrrolidin-1-yl)prop-2-en-1-one (**2a**)
Yield: 115 mg (53%); yellow crystals; mp $135\text{--}137^{\circ}\text{C}$ (benzene). IR (ATR): 3300–2500 (OH), 1632 (C=O), 1603, 1587, 1512, 1435, 1350, 1317, 1263, 1219, 1188, 1177, 1144, 1103, 1067, 1026, 1003, 953, 939, 914, 810, 745 cm^{-1} . ^1H NMR (400 MHz, DMSO- d_6): δ = 1.79–1.86 (m, 2 H, CH₂), 1.90–1.97 (m, 2 H, CH₂), 3.28–3.32 (m, 2 H, CH₂N), 3.57–3.61 (m, 2 H, CH₂N), 5.83 (d, J = 12.1 Hz, 1 H, CH=CHN), 6.76–6.80 (m, 2 H, Ar), 7.29–7.34 (m, 1 H, Ar), 7.84 (d, J = 7.8 Hz, 1 H, Ar), 8.04 (d, J = 12.1 Hz, 1 H, CH=CHN), 14.49 (s, 1 H, OH). ^{13}C NMR (100 MHz, DMSO- d_6): δ = 25.1 (CH₂), 25.2 (CH₂), 47.8 (CH₂N), 53.0 (CH₂N), 90.7 (CH=CHN), 118.0 (CH), 118.5 (CH), 120.5 (C), 129.2 (C), 134.3 (CH), 151.7 (CH=CHN), 163.0 (C), 190.1 (C=O). Anal. Calcd for C₁₃H₁₅N₂O₂: C, 71.87; H, 6.96; N, 6.45. Found: C, 71.91; H, 7.05; N, 6.34.
- (**E**)-2-Methoxy-3-(morpholinomethylene)chroman-4-one (**3a**)
Yield: 132 mg (48%); light-yellow crystals; mp $140\text{--}142^{\circ}\text{C}$ (MeOH). IR (ATR): 1641 (C=O), 1605, 1585, 1539, 1433, 1366, 1342, 1319, 1244, 1180, 1103, 1061, 993, 953, 924, 754, 648 cm^{-1} . ^1H NMR (400 MHz, DMSO- d_6): δ = 3.33 (s, 3 H, MeO), 3.46–3.71 (m, 8 H, 4 \times CH₂), 6.10 (s, 1 H, H-2), 6.99 (d, J = 8.2 Hz, 1 H, H-8), 7.03 (td, J = 7.6, 0.9 Hz, 1 H, H-6), 7.40–7.45 (m, 1 H, H-7), 7.59 (s, 1 H, =CHN), 7.72 (dd, J = 7.6, 1.8 Hz, 1 H, H-5). ^{13}C NMR (100 MHz, DMSO- d_6): δ = 51.5 (br. signal, 2 \times CH₂N), 54.9 (MeO), 66.5 (2 \times CH₂O), 99.1 (CH-2), 100.8 (C-3), 118.1 (CH-8), 122.2 (CH-6), 123.5 (C-4a), 126.5 (CH-5), 134.1 (CH-7), 150.2 (=CHN), 156.2 (C-8a), 178.0 (C=O). Anal. Calcd for C₁₅H₁₇N₂O₄: C, 65.44; H, 6.22; N, 5.09. Found: C, 65.36; H, 6.17; N, 5.17.
- (**E**)-2-Morpholino-3-(morpholinomethylene)chroman-4-one (**4**)
Yield: 442 mg (67%); yellow crystals; mp $183\text{--}184^{\circ}\text{C}$ (EtOH). IR (ATR): 1630 (C=O), 1601, 1582, 1530, 1510, 1462, 1435, 1325, 1304, 1296, 1244, 1219, 1152, 1111, 1015, 972, 943, 930, 901, 781, 772, 752 cm^{-1} . ^1H NMR (400 MHz, DMSO- d_6): δ = 2.42 (br. s, 2 H, CH₂N), 2.71–2.76 (m, 2 H, CH₂N), 3.40 (br. s, 4 H, 2 \times CH₂N), 3.54–3.76 (m, 8 H, 4 \times CH₂O), 5.98 (s, 1 H, H-2), 6.87–6.93 (m, 2 H, H-6,8), 7.37 (ddd, J = 8.9, 7.3, 1.8 Hz, 1 H, H-7), 7.67–7.70 (m, 2 H, H-5, NCH=). ^{13}C NMR (100 MHz, DMSO- d_6): δ = 47.3 (2 \times CH₂N), 52.1 (br. signal, 2 \times CH₂N), 66.9 (2 \times CH₂O), 67.0 (2 \times CH₂O), 91.1 (CH-2), 97.8 (C-3), 116.6 (CH), 120.9 (CH), 122.6 (C), 126.6 (CH), 134.4 (CH), 149.7 (NCH=), 159.8 (C-8a), 178.7 (C=O). Anal. Calcd for C₁₈H₂₂N₂O₄: C, 65.44; H, 6.71; N, 8.48. Found: C, 65.51; H, 6.66; N, 8.35.
- (a) Longobardi, M.; Bargagna, A.; Mariani, E.; Filippelli, W.; Falcone, G.; Marabese, I. *Farmaco* **1996**, *51*, 665. (b) Mosti, L.; Schenone, P.; Menozzi, G. *J. Heterocycl. Chem.* **1980**, *17*, 61.
- Coutts, S. J.; Wallace, T. W. *Tetrahedron* **1994**, *50*, 11755.
- CCDC 1936674 contains the supplementary crystallographic data for this paper. The data can be obtained free of charge from The Cambridge Crystallographic Data Centre via www.ccdc.cam.ac.uk/getstructures.
- (a) Maurya, N.; Singh, A. K. *Dyes Pigm.* **2017**, *147*, 484. (b) Mayuri, B.; Kavitha, P.; Basavoju, S.; Bhargavi, G.; Reddy, K. L. *J. Mol. Struct.* **2017**, *1145*, 1. (c) al-Rashida, M.; Ashraf, M.; Hussain, B.; Nagra, S. A.; Abbas, G. *Bioorg. Med. Chem.* **2011**, *19*, 3367. (d) al-Rashida, M.; Batool, G.; Sattar, A.; Ejaz, S. A.; Khan, S.; Lecka, J.; Sevigny, J.; Hameed, A.; Iqbal, J. *Eur. J. Med. Chem.* **2016**, *115*, 484. (e) El-Shaer, H. M.; Abd-Elmonem, W. R.; Ibrahim, S. S.; Ibrahim, C. G. *J. Heterocycl. Chem.* **2014**, *51*, E167. (f) Stankovičová, H.; Láčová, M.; Gáplovský, A.; Chovancová, J.; Prónayová, N. *Tetrahedron* **2001**, *57*, 3455.

(13) Stankovicova, H.; Gasparova, R.; Lacova, M.; Chovancova, J. *Collect. Czech. Chem. Commun.* **1997**, *62*, 781.

(14) **Synthesis of 3,3'-[(1*H*-imidazol-1-yl)methylene]bis(4*H*-chromen-4-one) (5a)**

A mixture of 3-formylchromone **1** (174 mg, 1 mmol) and imidazole (68 mg, 1 mmol) was heated under reflux in MeOH (5 mL) for 35 h. The resulting solution was stored at $-30\text{ }^{\circ}\text{C}$ overnight, the precipitate formed was filtered and recrystallized from MeOH. Yield: 104 mg (28%); colorless crystals; mp 216–217 $^{\circ}\text{C}$. IR (ATR): 1634, 1607, 1574, 1476, 1464, 1408, 1396, 1356, 1321, 1248, 1217, 1179, 1167, 1157, 1136, 1113, 1090, 1020, 957, 908,

856, 824, 773, 756, 692, 660 cm^{-1} . ^1H NMR (400 MHz, DMSO- d_6): δ = 6.81 (s, 1 H, CHN), 6.93 (s, 1 H, $\text{H}_{\text{imidazole}}$), 7.32 (s, 1 H, $\text{H}_{\text{imidazole}}$), 7.49 (t, J = 7.6 Hz, 2 H, Ar), 7.64 (d, J = 8.5 Hz, 2 H, Ar), 7.78–7.83 (m, 3 H, Ar, $\text{H}-2_{\text{imidazole}}$), 7.99 (s, 2 H, $\text{H}_{\alpha\text{-pyrone}}$), 8.03 (d, J = 7.8 Hz, 2 H, Ar). ^{13}C NMR (100 MHz, DMSO- d_6): δ = 49.3 (CHN), 119.1 ($2 \times \text{CH}$), 119.9 ($\text{CH}_{\text{imidazole}}$), 121.8 ($2 \times \text{C}$), 123.7 ($2 \times \text{C}$), 125.6 ($2 \times \text{CH}$), 126.3 ($2 \times \text{CH}$), 129.3 ($\text{CH}_{\text{imidazole}}$), 135.1 ($2 \times \text{CH}$), 138.2 ($\text{CH}_{\text{imidazole}}$), 156.1 ($2 \times \text{CH}_{\alpha\text{-pyrone}}$), 156.5 ($2 \times \text{C}-8\text{a}$), 175.4 ($2 \times \text{C}=\text{O}$). Anal. Calcd for $\text{C}_{22}\text{H}_{14}\text{N}_2\text{O}_4$: C, 71.35; H, 3.81; N, 7.56. Found: C, 71.28; H, 3.74; N, 7.44.