

An Assessment of a Public Health Initiative of Homeopathy for Primary Teething

Divya Taneja¹ Anil Khurana¹ Anil Vichitra¹ Sarabjit Sarkar² Arun Kumar Gupta³ Renu Mittal¹
Ramesh Bawaskar⁴ Amulya Ratan Sahoo⁵ Umakanta Prusty⁶ Shweta Singh¹ Meera Sharma¹
Richa Pant⁴ Udaiveer Singh⁷ Alok Kumar Upadhyay⁸ Shruti Sehegal⁷ Satyashree Patnaik⁶
Tapan Nath⁶ Raj K. Manchanda¹

¹Central Council for Research in Homoeopathy (CCRH), Delhi, India

²Regional Research Institute (Homoeopathy), Guwahati, Assam, India

³Homoeopathic Drug Research Institute, CCRH, Lucknow, Uttar Pradesh, India

⁴Regional Research Institute (Homoeopathy), CCRH, Mumbai, Maharashtra, India

⁵Drug Proving Research Institute (Homoeopathy), CCRH, Bhubaneswar, Orissa, India

⁶Regional Research Institute (Homoeopathy), CCRH, Puri, Orissa, India

⁷Dr. D. P. Rastogi Central Research Institute (Homoeopathy), Noida, Uttar Pradesh, India

⁸Clinical Trial Unit for Homoeopathy, Gorakhpur, Uttar Pradesh, India

Address for correspondence Anil Khurana, MD(Hom), Central Council for Research in Homoeopathy, 61-65, Institutional Area, Opposite D Block, Janakpuri, Delhi – 110058, India
(e-mail: anilnaman@rediffmail.com; anil23101961@gmail.com).

Homeopathy 2019;108:2–11.

Abstract

Background During primary teething, children suffer from running nose, mild fever, diarrhoea and other mild irritations and inflammations. A public health programme, ‘Homoeopathy for the Healthy Child’, was undertaken on a pilot basis focusing on promotion of healthy teething by provision of home-based care through six pre-identified homeopathic medicines for complaints commonly observed during primary teething. This article assesses the feasibility of this programme and reports the impact of this initiative on teething profile in children and episodes of diarrhoea and upper respiratory tract infection (URTI).

Materials and Methods Accredited Social Health Activists (ASHAs) were trained in child care and usage of a kit comprising six medicines, namely *Calcarea phosphoricum* 6X (CP), *Ferrum phosphoricum* 3X, *Magnesium phosphoricum* 6X, *Belladonna* 30C, *Chamomilla* 30C and *Podophyllum* 30C. *Calcarea phosphoricum* was given regularly to each participating child from 6 months to 1 year of age. Home-based care for diarrhoea, URTI and mild fever was provided by ASHAs using the other five medicines in the kit. Dentition pattern and diarrhoea/URTI episodes were recorded over a period of the next 12 months.

Results Eleven thousand four-hundred and twenty-six children were followed up regularly. Amongst those who enrolled at 6-7 months, a larger proportion of children were approaching expected teething in successive months as compared with children enrolled at 12 months, thus indicating that teething delays, if any, were overcome during this period. Incidence of diarrhoea and URTI showed decrease in the months after enrolment. Children responded favourably to the medicines given by ASHAs at the time of diarrhoea/URTI episodes, and ASHAs expressed satisfaction with the programme.

Keywords

- ▶ Accredited Social Health Activist
- ▶ *Calcarea phosphoricum*
- ▶ children
- ▶ dentition
- ▶ diarrhoea
- ▶ public health
- ▶ upper respiratory tract infections

received

June 7, 2018

accepted after revision

August 30, 2018

published online

November 20, 2018

Copyright © 2019 The Faculty of Homeopathy

DOI <https://doi.org/10.1055/s-0038-1673650>.
ISSN 1475-4916.

Conclusion An approach with regular use of CP and home-based care with homeopathy through health workers for common problems in teething children is acceptable to the community and enhances outreach of services to the public at large. Observations in terms of the healthy teething period may be further validated through studies of homeopathy with suitable comparator group.

Introduction

The period associated with eruption of primary (deciduous) teeth in infants can be difficult and distressing for both child and parents, as this is often accompanied by minor signs/symptoms such as increased salivation, drooling, running nose, mild fever (<38.9°C), loss of appetite, diarrhoea, circum-oral rash, facial flushing, general irritability, sleep disturbance, crying, fussiness, ear rubbing on the side of the erupting tooth, intra-oral ulcers, inflammation of gingiva overlying the tooth, gum irritation and increased biting tendency.¹⁻³

There are studies which have identified no significant relation between teething, diarrhoea and fever.⁴⁻⁶ Many caregivers and parents attribute diarrhoea and fever to be associated with teething.^{7,8} However, diarrhoea and fever are common illnesses occurring in children, particularly in those under 5 years of age, and acute respiratory diseases and diarrhoea are leading causes of morbidity and mortality in young children globally—more so in low-income countries.

Diarrhoea is the third most common cause of death in under-five children, responsible for 13% deaths in this age group, killing an estimated 300,000 children in India each year. Young age, low socio-economic status, poor maternal literacy, presence of under-five siblings in the family, low birth weight, inadequate breastfeeding, malnutrition, and poor sanitation and hygiene practices of the mother are associated with a higher incidence of diarrhoeal diseases. Antibiotics are recommended in diarrhoeal diseases only for gross blood in stools or *Shigella*-positive culture, cholera, associated systemic infection or severe malnutrition. However, unwarranted anti-diarrhoeal drugs and injections are prescribed frequently in the community as reported in the *National Family Health Survey-3*, where 16% and 30% children were treated with antibiotics and 'unknown' drugs, respectively.⁹ Acute respiratory infections (ARIs) are another leading cause of death among under-five children in India. In developing countries, on an average, every child has five episodes of ARI per year, accounting for 30 to 50% of the total paediatric outpatient visits and 20 to 30% of the paediatric admissions. Community-based estimates report 70% of childhood morbidities in these children, due to ARI. Poor socio-economic factors, low levels of literacy, sub-optimal breastfeeding, malnutrition, unsatisfactory levels of immunization coverage and cooking fuel used (other than liquefied petroleum gas) are identified as risk factors for increasing burden of ARIs.¹⁰ As such, it is evident that there is concurrence of diarrhoea, low-grade fever and running nose in children, during the age of primary teething.

The early proponents of biochemistry or tissue remedies^{11,12} mentioned *Calcarea phosphoricum* (CP) as one of the key elements of teeth and advocated CP for delays in teething^{13,14} as also for promotion of healthy dentition.¹⁵ Use of CP has become prevalent over the years. It is included in almost all teething compounds available commercially and is known to be one of the most frequently prescribed medicines in children since its earliest homeopathic use¹⁶ to the present day.¹⁷ However, use of CP in children for promotion of healthy teething on a mass level has not been examined.

Homeopathic medicines are known to be useful for paediatric diarrhoea in studies conducted in India and other parts of the world.¹⁸⁻²⁰ Studies have also identified usefulness of homeopathy for the treatment of ARIs.²¹⁻²³ The anecdotal evidence and experience of practitioners suggest that homeopathy can be used for reducing morbidity during teething.^{24,25}

The Central Council for Research in Homoeopathy (CCRH) is an autonomous body of the Ministry of AYUSH, Government of India, for organized research in homeopathy. Various research programmes are undertaken with the objectives of improving success rate of clinical practice.²⁶ A pilot public health programme, 'Homoeopathy for the Healthy Child', was implemented by the CCRH, focusing on promotion of health care in children by giving regular CP from the age of 6 months to 1 year and by provision of home-based care. The programme documents using six pre-identified homeopathic medicines for complaints commonly observed during the primary teething period. This article assesses the feasibility of this programme and reports its impact in terms of teething profile in children and episodes of diarrhoea and upper respiratory tract infections (URTIs).

Materials and Methods

Programme Coverage

India is a large country of 29 states and 7 union territories. These are further divided into 593 districts. Each district is divided into sub-districts, which are known by different names (*tehsil, taluka, community development block, police station, Mandal, revenue circle, etc.*)²⁷ This pilot programme was undertaken in 10 such community development blocks with limited access to medical facilities (– **Table 1**). A homeopathic doctor was identified as the nodal officer in each block.

Linkage with National Health Mission

The Government of India launched a public health initiative, 'National Rural Health Mission' (NRHM), in 2005, with an objective to provide accessible, affordable and quality health

Table 1 Programme coverage areas

No.	State	Districts	Blocks
1	Delhi	New Delhi District	Delhi Cantonment
2	Uttar Pradesh	Gautam Budh Nagar	Bisrakh, Dadri
3	Uttar Pradesh	Gorakhpur	Bhatahat, Chargawan
4	Odisha	Cuttack	Niali, Kantapada
5	Assam	Kamrup	Dhirenpara, Central Zone
6	Maharashtra	Palghar	Vikramgarh

care to the rural, under-served and vulnerable population.²⁸ This mission was extended as the National Health Mission (NHM) in 2012. The Accredited Social Health Activist (ASHA) is a critical human resource of the NRHM and subsequently the NHM. The ASHA is a resident woman for every 1,000 population. She is trained and supported to function in her own village, securing people's access to health care services, enabling improved health care practices and behaviours and health care provision, as is essential and feasible at the community level.²⁹ The ASHA functions in the community as a link worker or a facilitator, and as a community-level health care provider.³⁰ These ASHAs are trained in child health and nutrition, among other aspects such as women's reproductive health, newborn health and infectious diseases. This includes assessment of sick children, classification of fever, management of diarrhoeal diseases and ARI, amongst others.³¹ The ASHAs working in the selected blocks were inducted and trained to implement this programme.

Development of Homeopathy Medicine Kit and Training Manual

A medicine kit was developed with six medicines: namely, CP 6X, *Ferrum phosphoricum* (FP) 3X, *Magnesium phosphoricum* (MP) 6X, *Belladonna* (Bell) 30C, *Chamomilla* (Cham) 30C and *Podophyllum* (Podo) 30C. In previous studies,^{18–20} *Cham* and *Podo* were identified as the most frequently indicated medicines in paediatric diarrhoea, and *Bell* for fever with acute rhinitis²¹; as such, these three medicines were included in the kit. Additionally, CP, MP and FP were included in the kit based on their traditional use in common problems of children.

Table 2 Indications for the use of medicines

Medicine name	Condition	Dosage
CP. 6X	All children in the age range 6–12 months	1 tablet twice a day regularly until the age of 12 months
FP. 3X	Child with anaemia	2 tablets once a day for 1 month
	Child with fever	2 tablets four times a day for maximum 3 days
MP. 6X	Child with colic	2 tablets dissolved in hot water for 1 to maximum 2 days
Bell. 30C	Child with running nose, fever	3 pills four times a day for maximum 3 days. To be stopped earlier if the child gets better
Cham. 30C	Child with irritability, crankiness, restlessness, no sleep, refusal to eat food, green stools	3 pills four times a day for maximum 3 days. To be stopped earlier if the child gets better
Podo. 30C	Child with diarrhoea, yellow, offensive stool	3 pills four times a day for maximum 3 days. To be stopped earlier if the child gets better

A training manual for ASHAs was developed. This manual detailed dental structure, functions of teeth, common teething-related problems, information on home-based care of diarrhoea, early signs of dehydration, oral rehydration methods and usage details of the homeopathic kit. The manual was prepared in English and translated into local Indian languages: namely Hindi, Odiya, Assamese and Marathi for different blocks.³²

Trainings for ASHAs were held at the time of induction and their skills were periodically reviewed in follow-up interactions. They were specifically trained to maintain date-wise records of dentition pattern, acute episodes of diarrhoea, fever, and respiratory infection, outcome of management and referral to a primary health centre (PHC)/sub-centre (SC) as per individual needs.

Intervention

The ASHAs personally visit each household in their area from time to time, to identify women who require ante-natal care. After birth of the child, they continue periodical visits to assess the overall health of the child and escort the mother and child for immunization. Parents can approach the ASHA of their region as and when their child is unwell. Within this framework of activities of the ASHAs under the NHM, an additional component of provision of homeopathic medicines for dentition and for common ailments—that is, diarrhoea and cold/URTI/fever and colic—was included (→ **Table 2**). *Calcarea phosphoricum* 6X was given regularly to all children up to the age of 12 months. During an episode of diarrhoea, URTI or colic, a single medicine was selected from the kit by the ASHA, as appropriate to each child, and given for a period of 1 to 3 days, in addition to CP 6X being given regularly. *Calcarea phosphoricum* 6X was discontinued, however, beyond 12 months of age. Home management methods for general hygiene, management of diarrhoea by continuing oral rehydration and management of common cold or cough, as taught to the ASHAs under NHM, were continued.³¹

The ASHAs also, as a part of their routine care, visited the household frequently or were in contact with the parents by telephone or through a messenger to confirm health of the child. They were asked to maintain records of illness in the child and the medicine given in the register provided to them. They also recorded teething status of the child at the time of initiating CP and at each subsequent visit. They took

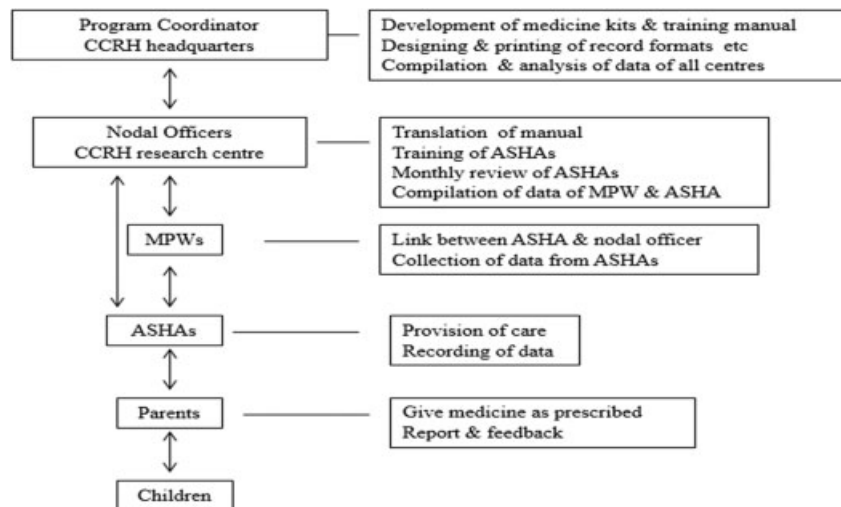


Fig. 1 Programme provision of care and flow of information. ASHAs, Accredited Social Health Activists; CCRH, Central Council for Research in Homeopathy; MPWs, multi-purpose health workers.

verbal permission from parents to record these data and provide it to the nodal officers.

If the condition of any child deteriorated or there was no change in 3 days, the child was referred to the nearest health facility (PHC/SC for appropriate care). In no case was the medicine continued for more than 3 days.

Review Meetings

Review meetings were held monthly in the identified blocks by the nodal officer, assisted by other identified research associates/fellows. Additionally, two multi-purpose health workers (MPWs) were posted in blocks with larger number of ASHAs, to interact with them on a regular basis. These MPWs move with the ASHAs in the field, identify their problems, compile data from them and report to the nodal officer daily. The details are given in ► **Fig. 1**.

Assessment

The nodal officers sent unlinked anonymized data to the coordinating centre, where data from all blocks were compiled.

An assessment of all children in the age group of 6 months to 12 months, completing 1-year follow-up, was made. Feedback from the ASHAs, seeking their perceived usefulness of the programme, was taken in a pre-designed questionnaire.

Results

In 25 group trainings, 1,064 ASHAs were trained, out of which 769 could work regularly and collect data. Eleven thousand four-hundred and twenty-six children (52.6% boys and 47.4% girls) were enrolled and followed up (► **Table 3**).

Teething Pattern in Children

Limited literature identifies expected numbers of primary teeth in each age group. Minor differences between boys and girls have also been reported.³³ Age of primary teething was identified based on the number of teeth in children enrolled at different age groups (from 6 to 12 months). In each age group, the highest proportion of children with a specific

Table 3 Number of ASHAs and children enrolled and who were followed up regularly block-wise and age-wise

S.no	Block	No. of ASHAs enrolling and following children	6 months	7 months	8 months	9 months	10 months	11 months	12 months	Total no. of children followed up regularly
1	Delhi Cantonment	19	82	70	64	43	36	40	0	335
2	Vikramgad	186	593	235	182	204	169	117	0	1500
3	Dadri	75	107	89	34	203	130	108	323	994
4	Bisrakh	73	359	366	381	340	426	247	841	2960
5	Central zone	89	353	257	236	275	260	215	161	1757
6	Dhirenpara	68	361	248	236	190	215	153	84	1487
7	Kantapada	88	215	206	131	113	127	94	0	886
8	Niali	151	262	235	230	184	203	174	1	1289
9	Chargawan	16	23	8	18	12	32	15	28	136
10	Bhatahat	4	20	14	17	12	10	8	1	82
	Total	769	2376	1728	1529	1576	1608	1171	1439	11426

Abbreviation: ASHA, Accredited Social Health Activist.

Table 4 Age for primary teething

Number of emerged teeth	Age (in months) for primary teething as identified in literature ³³		Age (in months) for primary teething as identified for the children under this programme
	Girls	Boys	All children
0			6
1	7.72	7.55	7
2	8.73	8.63	8.5
3	9.76	9.60	10.5
4	10.41	10.91	10.5
5	11.15	10.76	11
6	12.16	11.75	12.5
7	13.13	13.01	13.5
8	14.44	14.34	14.5
9	15.72	15.26	16.5
10	16.11	15.28	17.5
11	16.35	16.20	17.5
12	17.75	17.26	18.5
13	19.25	18.47	19.5
14	19.78	19.19	19
15	20.45	19.74	20.5
16	23.17	23.05	18.5
17	25.77	26.48	18
18	26.87	27.37	18.7
19	28.19	28.28	20

number of teeth was identified, which was taken as the average teething age for that number of teeth (► **Table 4**). Subsequently, age groups (beyond 12 months) were computed by identifying number of teeth in children being followed up over the period of 1 year.

Teething pattern in children, enrolled at age group of 6 to 12 months, was compared with the baseline teething status identified in the population. For this purpose, average age at which number of teeth emerged was taken as the baseline value and then compared with the number of children enrolled at various months. For example, from the average teething age data from our population, it was evident that children usually have one tooth at age of 7 months. Therefore, it was computed how many children enrolled at 6 months and 7 months, respectively, have one tooth at 7 months. The proportion of children highest among both the months was considered as reaching the average teething age. Hence, in this way the optimum age for starting CP to ease teething was computed.

A significantly larger number of children enrolled at 6 months as compared with those enrolled later had one tooth at 7 months, two teeth at 8 months, three teeth at 9 months, four teeth at 10 months, five teeth at 11 months and six teeth at 12 months (► **Table 5**). Only 3.9% of children enrolled at 12 months had six teeth, whereas 25.5% of children enrolled at 6 months had six teeth when they reached the age of

Table 5 Comparison among children enrolled at different months on number of teeth emerged

Number of teeth at the age stated	Proportion of children	Age at initial enrolment (months)	Proportion of children	p-Value
1 tooth at 7 months	0.137	6	0.296	<0.001
2 teeth at 8 months	0.246	6	0.365	<0.001
		7	0.227	0.226
3 teeth at 9 months	0.180	6	0.241	<0.001
		7	0.175	0.727
		8	0.135	<0.001
4 teeth at 10 months	0.263	6	0.267	0.802
		7	0.228	0.027
		8	0.255	0.617
		9	0.145	<0.001
5 teeth at 11 months	0.097	6	0.221	<0.001
		7	0.211	<0.001
		8	0.151	<0.001
		9	0.128	0.013
		10	0.123	0.034
6 teeth at 12 months	0.039	6	0.255	<0.001
		7	0.227	<0.001
		8	0.241	<0.001
		9	0.187	<0.001
		10	0.205	<0.001
		11	0.133	<0.001

12 months. Similarly, 22.7% of children enrolled at 7 months, 24.1% of children enrolled at 8 months, 18.7% children enrolled at 9 months, 20.5% children enrolled at 10 months and 13.3% children enrolled at 11 months; they had 6 teeth when they reached the age of 12 months. The figures indicate that a comparatively larger proportion of children enrolled in preceding months had the expected number of teeth for that age, implying that most of the children had near normal progress of teething. The children approaching the expected teething in the successive months indicated that teething lags (delays), if any, were overcome during this period. In 150 (52.44%) children out of 286 children at 11 months with no teeth and 334 (84.55%) out of 395 children at 12 months with no teeth, the first tooth appeared within 1 month of initiating CP.

Incidence of Acute Illness Episodes

Whereas teething pattern was identified to be more toward the expected number of primary teeth by specific age groups, frequency of diarrhoea and respiratory tract infections also reduced considerably during follow-up.

Diarrhoea incidence showed a decrease in subsequent months after enrolment in all age groups except 10 months and 12 months. In these children, although there was an increase in the immediate succeeding month, the incidence continued to fall over subsequent months (► **Fig. 2**). Additionally, children

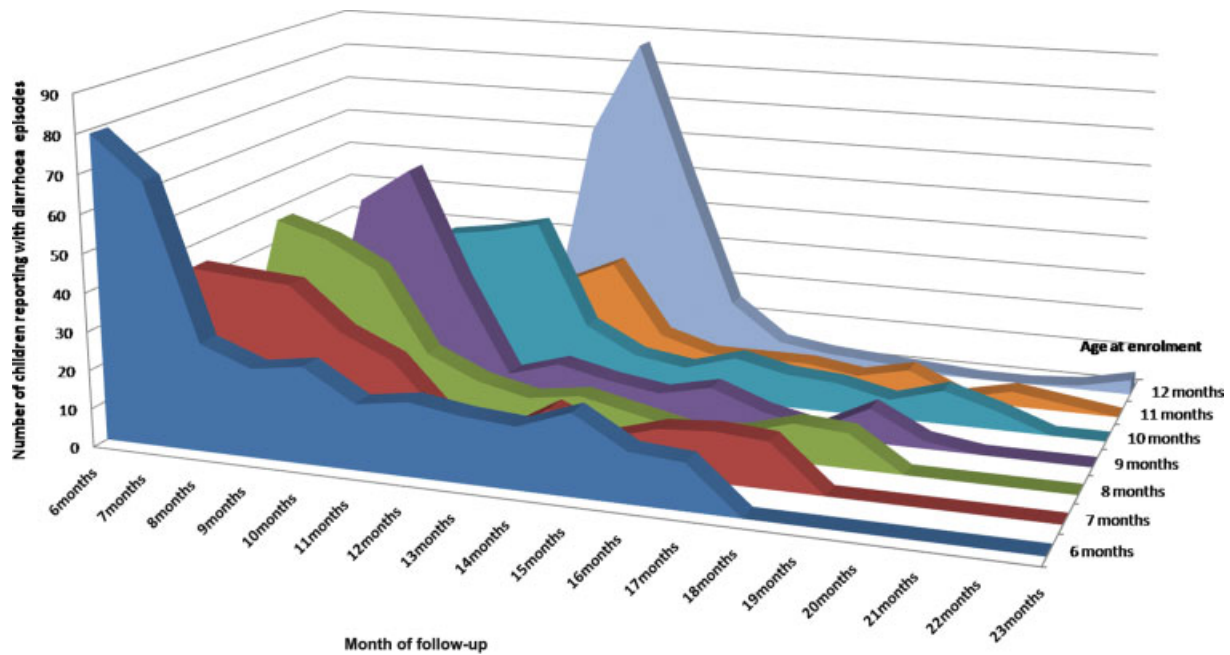


Fig. 2 Children reporting with diarrhoea episodes during follow-up.

responded to *Cham* (for greenish stool) or *Podo* (for yellowish stool) given at the time of a diarrhoea episode.

Running nose/URTI incidence showed a decrease in the subsequent months after enrolment in all age groups except 11 months, where a varying pattern of increase and decrease in episodes is seen (► **Fig. 3**).

Usage of Kit

Calcarea phosphoricum was used in 11,426 children until they reached the age of 1 year. Other medicines from the kit were used as and when required. *Podo* was used in 1,052 (9.20%) episodes and *Cham* in 533 (4.66%) episodes of

diarrhoea. *Bell* was used in all 2,053 (17.96%) cases with URTI. Additionally, MP was used in 207 (1.81%) children with colic, FP in 244 (2.13%) children with pallor suggestive of anaemia, and *Cham* in 233 (2.03%) children with irritability (or crankiness). The ASHAs reported that the children responded to these medicines and only 10 children needed to be referred to SC/PHC.

Referrals

Only one case of a child with diarrhoea was referred at the age of 7 months, having been enrolled at the age of 6 months from the capital zone of Guwahati. Nine

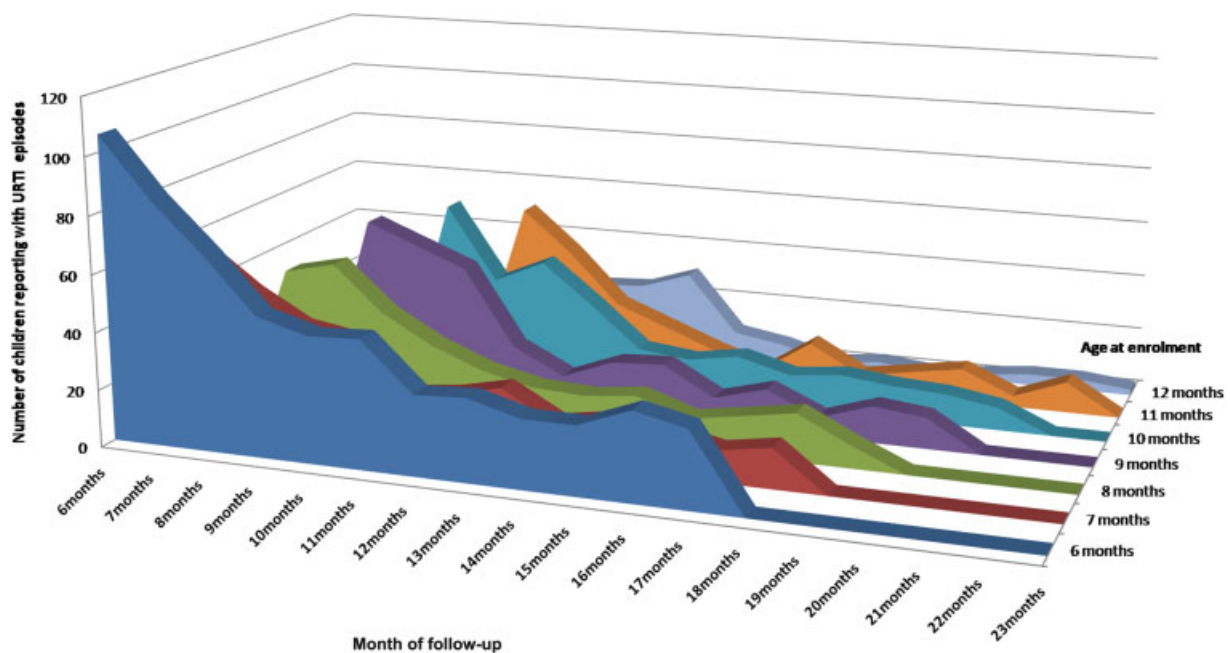


Fig. 3 Children reporting with running nose/URTI episodes during follow-up. URTI, upper respiratory tract infection.

Table 6 Cases presenting with diarrhoea/URTI/fever referred

Block	Age at enrolment	Age at referral	Complaints
Vikramgad	7th month	8th month	Fever
Vikramgad	10th month	11th month	URTI
Vikramgad	8th month	10th month	URTI and fever
Vikramgad	9th month	11th month	URTI
Vikramgad	7th month	10th month	URTI
Vikramgad	6th month	14th month	Fever
Niali	10th month	10th month	Fever
Niali	11th month	14th month	URTI
Kantapada	9th month	12th month	URTI
Capital	6th month	7th month	Diarrhoea

Abbreviation: URTI, upper respiratory tract infection.

children with respiratory complaints were referred (→Table 6).

Usefulness as Perceived by the ASHAs

Five-hundred and eighty-one ASHAs who had provided care to children gave their feedback. Out of these, 566 responded that homeopathic medicines provided by them benefitted the children, 3 responded no effect and 12 did not respond to the question. In terms of effect on teething, 330 ASHAs responded that CP helped in easy teething, 41 ASHAs opined that it reduced complaints associated with teething and 195 responded CP eased teething as well as reduced associated complaints. The ASHAs identified the response to the medicines given for individual complaints and the number of days in which improvement was usually seen in children (→Tables 7 and 8). Out of 324 ASHAs who had provided treatment for diarrhoea, 316 were satisfied with the treatment response, whereas 3 were not satisfied and 5 did not respond to the question. Out of these ASHAs, 237 had concurrently provided oral rehydration salts as provided under NHM to the children. Out of 358 ASHAs who provided treatment for running nose/URTI, 349 were satisfied with the treatment, whereas 1 was not satisfied and 8 did not respond to the question.

Overall, 562 ASHAs expressed satisfaction with the programme being implemented, 6 were not satisfied and 6 responded that they were somewhat satisfied; 7 did not respond.

Table 7 Response identified by ASHAs providing home-based care for common complaints

Teething associated complaints	Improve	No effect	Worsen	Did not see any cases	No reply from ASHAs
Symptoms of teething such as increased salivation, irritability, and gum swelling	515	11	0	4	51
Diarrhoea	307	5	0	257	12
URTI/Cough	348	1	0	223	9

Abbreviations: ASHA, Accredited Social Health Activist; URTI, upper respiratory tract infection.

Table 8 Days to improvement identified by ASHAs

Days	Diarrhoea (Experience of 324 ASHAs)	URTI / running nose (Experience of 358 ASHAs)
Less than 1 day	6	1
1–2 days	133	102
3–4 days	170	243
More than 4 days	5	7
No improvement	2	1
No reply from ASHAs	8	4

Abbreviations: ASHA, Accredited Social Health Activist; URTI, upper respiratory tract infection.

Discussion

Calcarea phosphoricum 6X was the only medicine given regularly to the children, from the time of their enrolment to the age of 12 months. The other homeopathic medicines were used only during acute illness episodes for 1 to 3 days, until the child either improved or was referred to the nearest health care facility. The results can, therefore, be associated more with the use of CP than with the other medicines being used only as short-term care. CP 6X, found safe with no acute or long-term toxicity,³⁴ has thus shown to have a promising role in primary teething in children.

A slight delay in teething, although not associated with morbidity, can be a cause of concern for the parents. Eruption timing for first primary tooth correlated with first permanent tooth eruption has also been reported.³⁵ More than 20% of the children enrolled at 6 months and 7 months in our study showed a near-normal teething pattern as compared with children enrolled at later months (→Table 5). Near-normal teething pattern, as expected for that monthly age, was also seen in children enrolled later. CP 6X has addressed delayed teething in a favourable manner and seems associated with a healthy teething pattern. Additionally, progressive reduction in diarrhoea and URTI was seen after initiating regular CP 6X. It is suggested that although CP can be started at any age, it is best to start at 6 months, when the response is likely to be favourable, with a healthy teething pattern and a possible reduction in occurrence of diarrhoea and URTI. Although assessment of quality of teeth was neither an objective of the pilot study nor was expected

from ASHA workers, the findings indicate undertaking a controlled study to quantify the effectiveness of CP, with the assessment of quality of teeth as an additional parameter.

The evidence in favour of teething causing diarrhoea or other infections is conflicting. However, it has been repeatedly emphasised that there should not be any delay in diagnosis and in management of serious illnesses attributed to teething.³⁶ Under this public health programme, ASHAs were able to provide immediate home-based care to children with diarrhoea and URTI, irrespective of whether the infections were attributed to teething or not. Treatment for diarrhoea and URTI with specific homeopathic medicines was largely acceptable and useful. The decreasing incidence of acute illness episodes can be attributed to better awareness, focused care and the timeliness of the medicine being given: the ASHAs and parents, maintaining due care of children consequent to their participation in the programme (Hawthorne effect), can also be responsible for decreasing episodes of acute illnesses in the enrolled children. Out of 11,426 children, only 10 referrals to PHC/SC were required and there were no deaths. Considering that no adverse events occurred, utility of homeopathic medicine cannot be completely disregarded.

A limited amount of medicine, to be used only in specific conditions judiciously, in regular communication with the physicians, avoided any misuse. The ASHAs reported an increase in parents approaching them about children developing episodes of acute illness and were identified to be a useful channel for delivery of intervention at community level.

The findings favour the view that health workers can be trained to provide home-based care using some common homeopathic medicines, and which does not require knowledge of individualisation or symptom assessment as per the requirements of a classical homeopathic prescription. Only cases that do not respond to this first line of care need to be referred to the health facility, thereby reducing burden on these facilities in resource-constrained settings. The programme was thus found to be feasible and acceptable within the communities studied.

This was a public health programme for enhancing outreach, accessibility and availability of services through existing health care workers in the community, and was not inherently a clinical trial. The strength of the programme is that it utilises the existing health care infrastructure in the community and is dependent on health care workers for its success. The treatment strategy is integrated with the existing public health measures and is well accepted. It has a major limitation, however, with the absence of a control group. The government records that are available for diarrhoeal and respiratory episodes in children in a block PHC/SC do not consider children provided care by health workers and are therefore not comparable. The programme attempts to compile relative advantages of using homeopathic medicines as home-based care for specific conditions utilising community resources. Adequacy of the programme is thus affirmed, since the need to show causality of the intervention to the identified outcome warrants another study that uses a

control group as a comparator.³⁷ Meanwhile, the programme can be taken up in other regions where resource constraints delay provision of active health care services to children by trained physicians.

Conclusion

An approach with regular use of CP and home-based care with homeopathy through health workers for common problems in teething children is acceptable to the community and enhances outreach of services to the public at large. Considering the relative advantages identified, a controlled study on effectiveness of homeopathy in promoting healthy primary teething and its possible role in reducing incidence of diarrhoea and URTI in children is envisaged.

Highlights

- In a public health programme, Accredited Social Health Activists (ASHAs) were trained in child care and usage of a kit comprising six medicines, namely *Calcarea phosphoricum* 6X (CP), *Ferrum phosphoricum* 3X, *Magnesium phosphoricum* 6X, *Belladonna* 30C, *Chamomilla* 30C and *Podophyllum* 30C.
- Dentition pattern in 11,426 children who were given CP regularly in the age group of 6 months to 12 months was found approaching the expected teething in the successive months, indicating that teething lags (delays), if any, were overcome during this period.
- Children responded favourably to the medicines given by the health workers at the time of diarrhoea/upper respiratory tract infection (URTI) episodes, and diarrhoea and URTI incidence showed decrease in the months after enrolment.
- Such a programme based on provision of home-based care with a limited number of homeopathic medicines is feasible and acceptable to the community at large.

Authors' Contributions

RKM is the principal investigator who, along with AK, designed the programme and monitored it at all centres. He was responsible for manpower and resource management, including funding for the project, and ensured regulatory and administrative approvals. AK designed the resource material (ASHA manual, medicine kit) and study formats along with DT and coordinated the meetings and reviews at all centres. AV, SS, AKG, RM, RB, ARS and UKP were nodal officers of assigned blocks, who coordinated with local NHM officials, conducted ASHA trainings, reviews and compiled data from ASHAs within the block. ShwS, MS, RP, US, AKU, ShrS, SP and TN assisted nodal officers in their assigned blocks in review, feedback and data compilation from ASHAs. Data compilation from all centres was done by ShwS and MS. Data management and data analysis were done by DT and AK. RKM, DT and AK drafted the manuscript. All authors read and approved the final manuscript.

Funding

The pilot programme is funded by the Central Council for Research in Homoeopathy, an autonomous body of the Ministry of AYUSH, Government of India.

Conflict of Interest

None declared.

Acknowledgments

We are thankful to the Ministry of Health & Family Welfare and Ministry of Women and Child Development, Government of India for their support in implementation of the programme. We are also thankful to the National Health Mission officials in the blocks for their cooperation. Administrative support from those in charge of research institutes at Noida, Guwahati, Gorakhpur, Mumbai and Puri provided the required impetus. Programme implementation would not have been possible without the cooperation of health officers in the blocks.

We also acknowledge the support provided by the multi-purpose workers at Niali, Kantapada, Capital, Dhirenpada, Bisrakh, Dadri and Vikramgad blocks and data entry operators who, beyond their assigned duties, ensured smooth functioning of the project in the field. We are thankful to all the ASHAs and parents of the children for their participation.

Data analysis has been done by Dr. Rakesh Rana, Statistical Officer, and Ms Richa Singhal, Senior Statistical Assistant, Central Council for Research in Ayurvedic Sciences (CCRAS), New Delhi. The cooperation of Vaidya KS Dhiman, Director General, CCRAS, is acknowledged.

References

- Sood M, Sood S. Problems with teething in children. *Pediatr Oncall* 2010;7:20 Available at: <https://www.pediatriconcall.com/pediatric-journal/view/fulltext-articles/297/J/0/0/374/0> Accessed January 10, 2018 [serial online]
- Memarpour M, Soltanimehr E, Eskandarian T. Signs and symptoms associated with primary tooth eruption: a clinical trial of nonpharmacological remedies. *BMC Oral Health* 2015;15:88
- Ramos-Jorge J, Pordeus IA, Ramos-Jorge ML, Paiva SM. Prospective longitudinal study of signs and symptoms associated with primary tooth eruption. *Pediatrics* 2011;128:471-476
- Editorial: Teething myths. *BMJ* 1975;4(5997):604
- Gibbons HL, Hebdon CK. Teething as a cause of death. A historical review. *West J Med* 1991;155:658-659
- Malkiel S, Eisenstadt M, Pollak U. Say a prayer for the safe cutting of a child's teeth: The folklore of teething. *J Paediatr Child Health* 2017;53:1145-1148
- Wake M, Hesketh K, Allen M. Parent beliefs about infant teething: a survey of Australian parents. *J Paediatr Child Health* 1999;35:446-449
- Barlow BS, Kanellis MJ, Slayton RL. Tooth eruption symptoms: a survey of parents and health professionals. *ASDC J Dent Child* 2002;69:148-150, 123-124
- Lakshminarayanan S, Jayalakshmy R. Diarrheal diseases among children in India: current scenario and future perspectives. *J Nat Sci Biol Med* 2015;6:24-28
- Selvaraj K, Chinnakali P, Majumdar A, Krishnan IS. Acute respiratory infections among under-5 children in India: A situational analysis. *J Nat Sci Biol Med* 2014;5:15-20
- Chapman JB, Schüssler WH. *Biochemistry: A Domestic Treatise on the Application of Schussler's Twelve Tissue Remedies*. St. Louis, MO: F. August Luyties; 1897
- Boericke W, Dewey WA. *The Twelve Tissue Remedies of Schüssler, Comprising the Theory, Therapeutic Application, Materia Medica, and a Complete Repertory of These Remedies. Homoeopathically and Bio-chemically Considered*. Philadelphia, PA: Boericke & Tafel; 1914
- Boericke W. *Care, Feeding and Homoeopathic Treatment of Children*. San Francisco: Boericke & Runyon Co.; 1911
- Gibson DM. Calcarea phosphorica, A study. *Br Hom J* 1969;58:185-188
- Anshutz EP. *Therapeutic By-Ways; Being a Collection of Therapeutic Measures Not to be found in the Text Books, Collected from all Sources*. Philadelphia: Boericke & Tafel; 1916
- Sorrrar WM. A digest of 10 years work at the Children's Sanatorium, Southport. *J Br Homoeopath Soc* 1898;6:82-94
- Vithoulkas G. *Calcarea Phosphorica*. In *Materia Medica Viva*, Volume 6. International Academy of Classical Homeopathy; 1997
- Jacobs J, Jonas WB, Jiménez-Pérez M, Crothers D. Homeopathy for childhood diarrhea: combined results and metaanalysis from three randomized, controlled clinical trials. *Pediatr Infect Dis J* 2003;22:229-234
- Nayak C, Singh V, Singh K, et al. A prospective multicentric observational study to find the usefulness of the predetermined homeopathic medicines in the management of acute diarrhoeal disease in children. *Am J Hom Med* 2009;102:122-129
- Patel M, Pawaskar N, Mundra P, Tamboli P, Kothare G. An approach to acute diarrhoeal disorders through sector and constitutional homeopathic treatment in tribal children attending Balwadis. *Indian J Res Homoeopathy* 2010;4:36-48
- Nayak C, Singh V, Singh K, et al. A multi-centric open clinical trial to evaluate the usefulness of 13 predefined homeopathic medicines in the management of acute rhinitis in children. *Int J High Dilution Res* 2010;9:30-42
- Nayak C, Singh VP, Singh H, et al. A prospective multicentric study to evolve the usefulness of group of homeopathic medicines in the management of acute tracheobronchitis. *Int J Biol Res* 2010;2:9-14
- Grimaldi-Bensouda L, Bégaud B, Rossignol M, et al. Management of upper respiratory tract infections by different medical practices, including homeopathy, and consumption of antibiotics in primary care: the EPI3 cohort study in France 2007-2008. *PLoS One* 2014;9:e89990
- Jordan L. Could homeopathic medicine be utilised as a treatment for teething? *Aust J Holist Nurs* 2005;12:35-39
- Central Council for Research in Homoeopathy Training Manual on Homoeopathy for Mother and Child Care, Vol. III. 2009
- Ministry of AYUSH. *Homoeopathy: Science of Gentle Healing*. 2015
- Office of the Registrar General & Census Commissioner. Ministry of Home Affairs, Government of India. Available at: http://censusindia.gov.in/Census_And_You/Administrative_division.aspx. Accessed September 29, 2017
- Ministry of Health and Family Welfare. *National Rural Health Mission. Framework for Implementation 2005-2012*. Ministry of Health and Family Welfare, Government of India. Available at: <http://nhm.gov.in/images/pdf/about-nrhm/nrhm-framework-implementation/nrhm-framework-latest.pdf>. Accessed September 29, 2017
- National Health Systems Resource Centre. *ASHA. Which Way Forward...? Executive Summary - evaluation of ASHA programme*. 2011. Available at: http://www.nipccd-earhive.wcd.nic.in/sites/default/files/PDF/Evaluation_of_ASHA_Program_2010-11_Executive_Summary.pdf. Accessed September 29, 2017
- Shashank KJ, Angadi MM. Assessment of roles and responsibilities of ASHA workers in Bijapur taluk of Karnataka. *Indian J Pharm Biol Res* 2015;3:78-80

- 31 National Rural Health Mission. ASHA Module 7. Skills that save lives. Available at: <http://nhm.gov.in/images/pdf/communitisation/asha/book-no-7.pdf>. Accessed September 29, 2017
- 32 Central Council for Research in Homoeopathy. Training manual on health promotion during teething through Homoeopathy for ANM/ASHA & AWW 2015
- 33 Hägg U, Taranger J. Dental development, dental age and tooth counts. *Angle Orthod* 1985;55:93–107
- 34 Singh S, Kalra P, Karwasra R, Khurana A, Manchanda RK, Gupta YK. Safety studies of homoeopathic drugs in acute, sub-acute and chronic toxicity in rats. *Indian J Res Homoeopathy* 2017;11:48–57
- 35 Poureslami H, Asl Aminabadi N, Sighari Deljavan A, et al. Does timing of eruption in first primary tooth correlate with that of first permanent tooth? A 9-years cohort study. *J Dent Res Dent Clin Dent Prospect* 2015;9:79–85
- 36 Kakatkar G, Nagarajappa R, Bhat N, Prasad V, Sharda A, Asawa K. Parental beliefs about children's teething in Udaipur, India: a preliminary study. *Braz Oral Res* 2012;26:151–157
- 37 Habicht JP, Victora CG, Vaughan JP. Evaluation designs for adequacy, plausibility and probability of public health programme performance and impact. *Int J Epidemiol* 1999; 28:10–18