

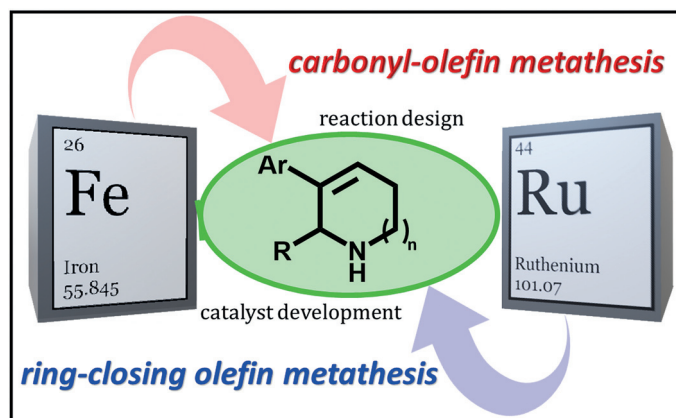
Recent Advances in the Application of Ring-Closing Metathesis for the Synthesis of Unsaturated Nitrogen Heterocycles

Emilia J. Groso

Corinna S. Schindler*

Department of Chemistry, Willard Henry Dow Laboratory, University of Michigan, 930 North University Avenue, Ann Arbor, Michigan 48109, USA
corinnas@umich.edu

Published as part of the 50 Years *SYNTHESIS* – Golden Anniversary Issue



Received: 09.12.2018

Accepted: 14.12.2018

Published online: 08.02.2019

DOI: 10.1055/s-0037-1611651; Art ID: ss-2018-z0835-sr

License terms:

Abstract This short review summarizes recent advances relating to the application of ring-closing olefin-olefin and carbonyl-olefin metathesis reactions towards the synthesis of unsaturated five- and six-membered nitrogen heterocycles. These developments include catalyst modifications and reaction designs that will enable access to more complex nitrogen heterocycles.

- 1 Introduction
- 2 Expansion of Ring-Closing Metathesis Methods
- 3 Evaluation of Catalyst Design
- 4 Indenylidene Catalysts
- 5 Unsymmetrical *N*-Heterocyclic Carbene Ligands
- 6 Carbonyl-Olefin Metathesis
- 7 Conclusions

Key words RCM, carbonyl-olefin metathesis, nitrogen heterocycles, catalyst design, ruthenium, Lewis acid catalysis

1 Introduction

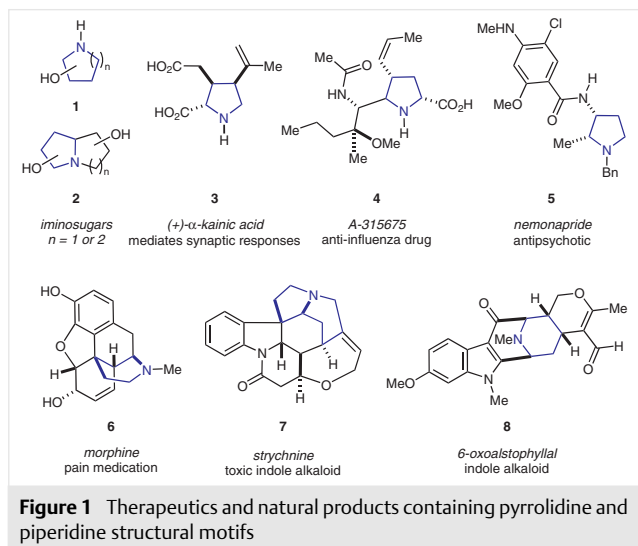
Nitrogen heterocycles are among the most prevalent structural motifs in both natural and unnatural biologically active compounds.¹ This ubiquitous scaffold (Figure 1) can be found in pharmaceutically relevant compounds such as iminosugars (**1** and **2**),² therapeutics (**3–5**),³ and alkaloids (**6–8**)⁴ as well as chiral ligands⁵ and organocatalysts for asymmetric synthesis.⁶ Due to the overall utility and abundance of nitrogen heterocycles, their syntheses continue to be an active area of interest.



Corinna S. Schindler (left) received her diploma in chemistry from the Technical University of Munich. After a research stay with K. C. Nicolaou at the Scripps Research Institute, she joined the group of Erick Carreira at ETH Zürich for her graduate studies. She then returned to the USA to conduct postdoctoral studies with Eric Jacobsen at Harvard before starting her independent career at the University of Michigan in 2013. **Emilia J. Groso** (right) was born in Nevada in 1990 and received her B.S. in chemistry from the University of Nevada, Reno under the supervision of Professor Robert S. Sheridan in 2013. She is currently a graduate student at the University of Michigan working with Professor Corinna S. Schindler on the development of new methods towards the synthesis of nitrogen heterocycles.

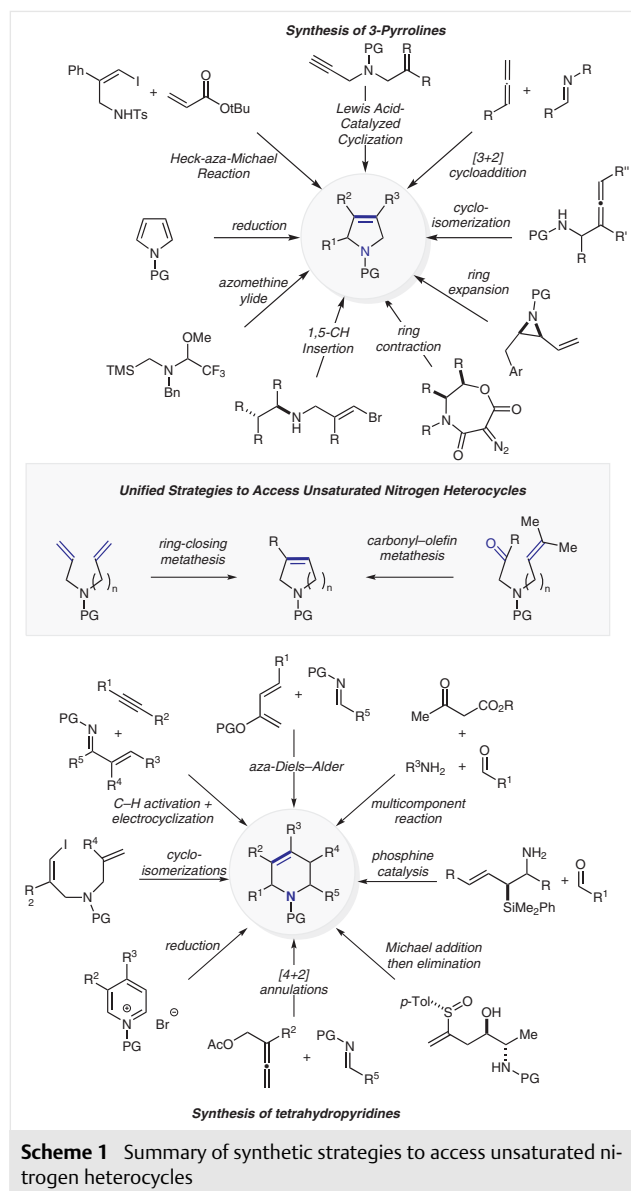
For the purposes of this review we will focus on the unsaturated five- and six-membered nitrogen heterocycles, specifically 3-pyrrolines and tetrahydropyridines. Such compounds serve as useful synthetic building blocks as the resulting olefin provides a functional handle for further diversification.⁷ There are a variety of strategies to directly access these aza-cycles (Scheme 1).^{8,9} Several cyclization

strategies have been developed to access 3-pyrrolines, including the cyclization of α -amino allenes mediated by transition metals¹⁰ and potassium carbonate.¹¹



Other cyclization strategies include Heck–aza–Michael reactions,¹² in situ formation of alkylidene carbenes from vinyl bromides resulting in 1,5–C–H insertion,¹³ the use of azomethine ylides,¹⁴ and Lewis acid mediated cyclizations.¹⁵ Another interesting approach includes the ring expansion of aziridines¹⁶ to the corresponding pyrroline, or alternatively the ring contraction of diazo-oxazepanes.¹⁷ Tetrahydropyridines present a greater challenge, however many versatile methods have been developed including 6 π -cyclization strategies¹⁸ such as the aza–Diels–Alder reaction¹⁹ (Scheme 1). Alternative strategies take advantage of traditional amine reactivity including nucleophilic additions to substituted olefins²⁰ and phosphine catalysis^{4a,21} to promote the cyclization to generate the desired tetrahydropyridines. Finally, similar mechanistic strategies for accessing 3-pyrrolines and tetrahydropyridines have been reported, including allene annulation²² and the reduction of the aromatic pyrroles and pyridines.²³

One strategy that has been proven effective for the synthesis of unsaturated nitrogen heterocycles is ring-closing olefin metathesis. Metal alkylidenes have been implemented in ring-closing metathesis reactions to access both aliphatic and heterocyclic rings,²⁴ however electron-rich amines have proven to be challenging substrates under metathesis conditions. The synthesis of aza-cycles via olefin-olefin metathesis was initially reported in 1992 by Grubbs and Fu,²⁵ who found that subjecting allylamines to a metal alkylidene such as the Grubbs 1st generation catalyst **G-I** or Schrock's catalyst provided the ring-closing metathesis product in good to excellent yields. As this approach was expanded to more complex amine-containing systems, it



was revealed that the ring-closing metathesis worked well for substituted or electron-deficient amines. However, systems in which amines maintained high electron density were limited due to the decomposition of the catalyst as a result of undesired coordination between the amines and the metal alkylidene complex.²⁶

While the presence of Lewis basic amines in metathesis substrates has created a dogma that amines will disrupt the desired reaction, several strategies have emerged that have successfully led to favorable outcomes, including utilizing steric effects, attenuating amine basicity, and controlling the nature of the catalyst itself. There have been several excellent reviews on this topic covering substrate design strategies that have led to the application of ring-closing metathesis to access increasingly complex nitrogen hetero-

cycles.²⁷ This review will instead focus on recent developments in both reaction and catalyst design that have further advanced the field.

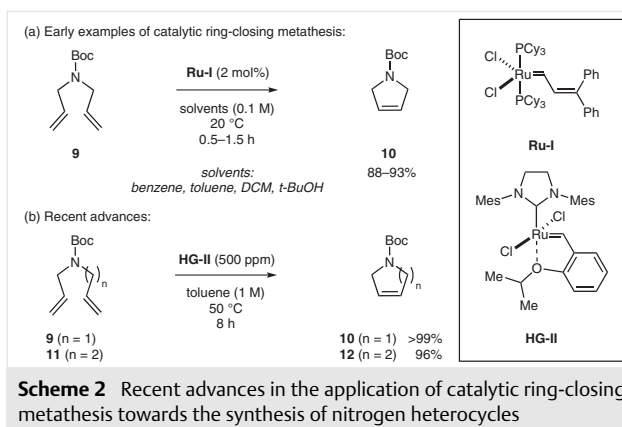
2 Expansion of Ring-Closing Metathesis Methods

As previously mentioned, amines represent a challenging functional group that can coordinate to metal alkylidenes resulting in catalyst decomposition and ultimately inhibition of the desired olefin metathesis reactions.²⁶ A variety of strategies have been employed to overcome this inherent shortcoming, including deactivation of the amine by introducing steric bulk to the substrates or by reducing electron-density around the nitrogen atom. With these solutions available, ring-closing metathesis has been applied successfully towards the synthesis of complex nitrogen heterocycles with lower catalyst loadings and shorter reaction times.

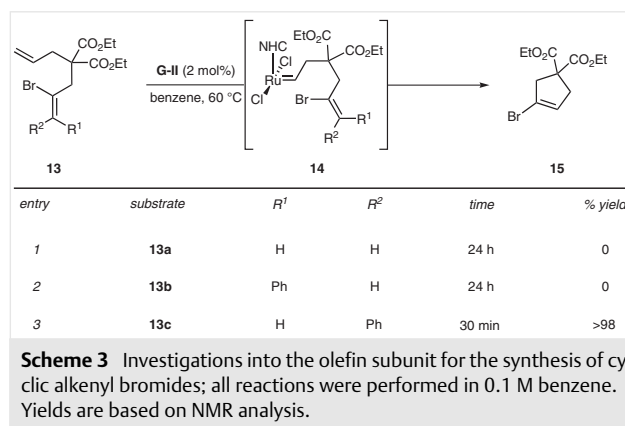
Since olefin metathesis was first leveraged for the synthesis of heterocyclic amines, ruthenium catalysts and the understanding of the reaction mechanism have enabled the ring-closing metathesis reaction of unsubstituted diallylamine **9** in good yields with low catalyst loadings (Scheme 2a).³⁴ Yields continue to rise as the ruthenium–phosphine ligands were replaced with *N*-heterocyclic carbenes as in the Hoveyda–Grubbs 2nd generation catalyst **HG-II**.²⁸ However, while these homogeneous catalysts have been employed in a variety of systems, one challenge, particularly on an industrial scale, is the high catalyst cost and the removal of residual ruthenium after the reaction is complete. As such there has been a continued effort to realize lower catalyst loadings.^{29,30} In 2010, Pederson and co-workers³⁰ employed high throughput robotic techniques using Symyx technology in order to identify the optimum reaction conditions for accessing five-, six-, and seven-membered nitrogen heterocycles (Scheme 2b). With this technology, Pederson found that by extending the reaction times to 8 h, the catalyst loading could be lowered to as little as 500 ppm to generate the cyclic amines **10** and **12** in as high as 99% yield (Scheme 2b). The approach also worked well for di-, tri-, and tetrasubstituted olefins.

Another hurdle that has been surpassed in recent years was the application of ring-closing metathesis to access cyclic alkenyl halides which represent valuable synthons. The first reported examples of utilizing ring-closing metathesis for the synthesis of vinyl halides came from Weinreb and co-workers,³¹ who were able to access cyclic chloroalkenes in good yields; however the method did not work for the synthesis of the more synthetically useful vinyl bromides.³²

In 2010, Dorta and co-workers³³ reported the first example of the synthesis of cyclic alkenyl bromides by replacing unsubstituted olefins with the styrene derivatives (Schemes 3 and 4). They propose that the terminal olefin

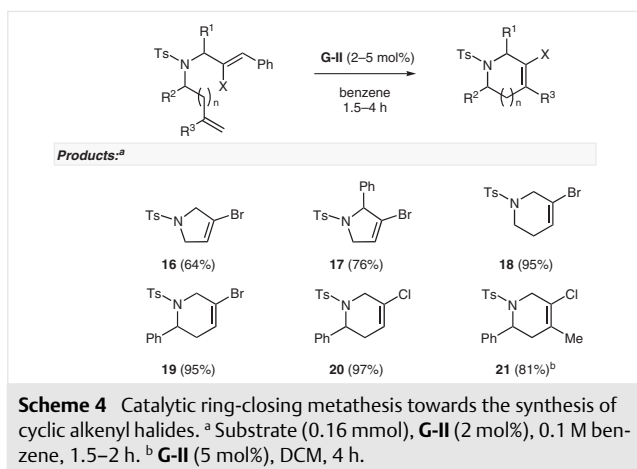


13a undergoes initiation with **G-II** to generate intermediate **14a**. The bromoalkene can then react with the Ru center leading to undesired catalyst decomposition. During examination of the bromoalkene, they found that while the unsubstituted **13a** and (*E*)-styrene **13b** both led to complete decomposition of the catalyst (Scheme 3, entries 1 and 2), the (*Z*)-styrene provided the desired product in just 30 minutes with greater than 98% yield (Scheme 3, entry 3).

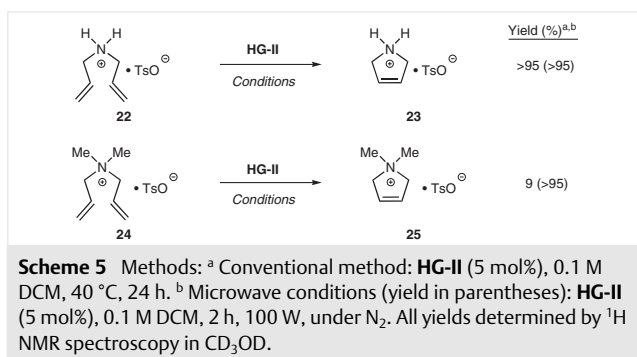


This method was also applied towards tosyl-protected amines to access pyrroles and tetrahydropyridines (Scheme 4). The reaction worked well for both unsubstituted substrates **16** and **18**. Higher yields (up to 97%) were observed upon incorporation of a phenyl substituent adjacent to the amine in **17**, **19**, and **20**. The method was also surprisingly facile and led to the synthesis of tetrasubstituted cyclic chloroalkene **21**.

While this strategy focused on substrate modification, many approaches have targeted ways to reduce the electron-density around the amine without the introduction of additional functional groups or steps. One such approach involves the in situ protection of amines via the formation of amine salts in order to prevent catalyst decomposition (Scheme 5). Similar deactivation strategies have been em-



ployed performing the *in situ* deactivation of amines via the addition of Brønsted^{34,26h} or Lewis acids.³⁵ This approach was successfully utilized in 2011 by Robinson and co-workers³⁶ to generate both cyclic and acyclic aminoalkenes. Initially, the approach was hindered by the solubility of the amine salts in organic solvents. After examining a variety of amine salts including halide, triflate, and tetrafluoroborate salts, the amine tosylate salts such as **22** and **24** were identified as superior substrates due to their solubility in dichloromethane at elevated temperatures. The amine tosylate salts were subjected to ring-closing metathesis under

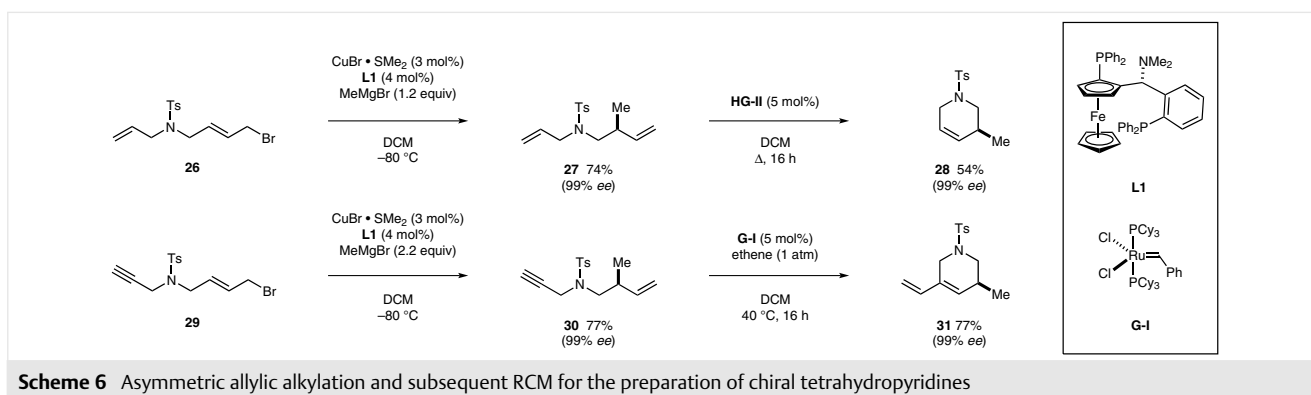


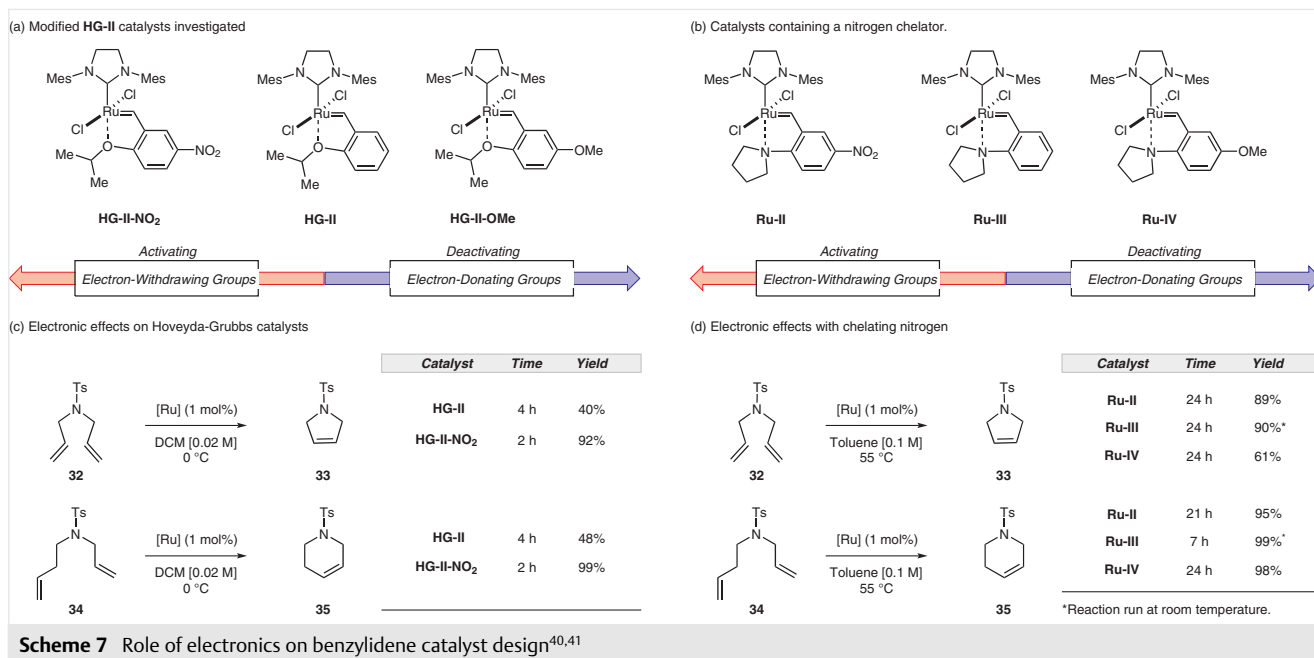
both conventional and microwave heating conditions. While the ammonium salt **22** gave excellent yields of pyrroline **23** under both conditions, the quaternary amine **24** resulted in low conversion under conventional methods, but on microwave irradiation pyrroline **25** was obtained in excellent yield (Scheme 5). Furthermore, this approach is desirable since the resulting product **23** could be readily deprotected under basic conditions without further chemical modifications.

Another advance in the metathesis-mediated formation of nitrogen heterocycles is the strategic implementation of this synthetic tool to access highly desired chiral nitrogen heterocycles.³⁷ One such example came from Feringa and co-workers,³⁸ who developed a copper-catalyzed method for the asymmetric substitution of allylic bromides with Grignard reagents through the use of chiral ferrocene-based bisphosphine ligands **L1**. Recognizing that this method produced terminal olefins, they utilized it to convert the allylic bromides **26** and **29** into the chiral olefin metathesis substrate **27** and chiral ene-yne metathesis substrate **30**, which were then subjected to metathesis conditions to obtain access to enantioenriched products **28** and **31**, respectively (Scheme 6). Thus allylic bromides provided chiral tetrahydropyridines in good yields and complete stereoretention. Additionally, this method was applicable for the synthesis of seven- and eight-membered rings.

3 Evaluation of Catalyst Design

While the discussion in Section 2 focused on modifications in the reaction design and conditions to promote the desired ring-closing metathesis, another key strategy employs changes in catalyst design. Significant advances in metathesis reactions have been realized as a result of the development of more robust and highly reactive ruthenium catalysts that promote ring-closing metathesis without unfavorable side reactions. Specifically, modifications on the benzylidene ligands have resulted in significant changes in steric strain, chelate ring size, and electron density of the aromatic ring. Two such examples of major modifications in





ligand design have been the replacement of a tricyclohexylphosphine ligand in **G-I** with a more active *N*-heterocyclic carbene to give **G-II**²⁸ and the incorporation of benzylidene ligands to give **HG-II**.³⁹

Continued studies of ligand development and design reveal that the electronic substitution of the ligand also plays a critical role in catalyst reactivity and stability (Scheme 7).⁴⁰ For instance, the reactivity of **HG-II** can be significantly enhanced by the addition of an electron-withdrawing substituent such as the nitro group in **HG-II-NO₂**, which diminishes the donor activity of the oxygen chelate (Scheme 7c).

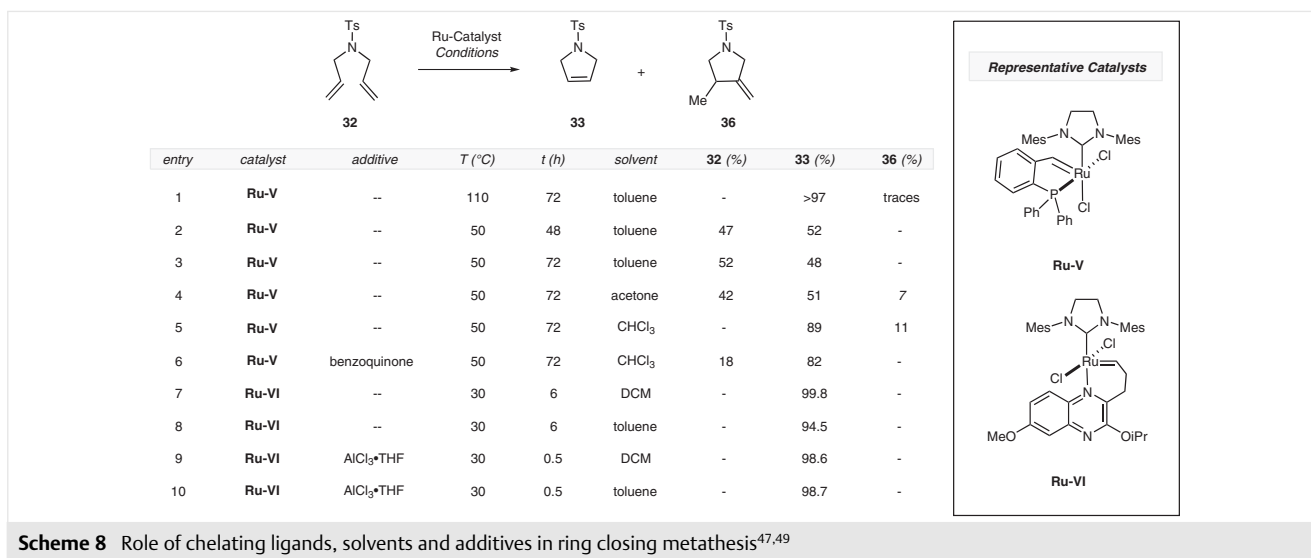
In 2010, Grella, Lemcoff, and co-workers⁴¹ undertook a variety of studies exploring electronic effects in ruthenium catalysts containing oxygen-, nitrogen-, and sulfur-chelated ligands. Changing the chelating heteroatom had a significant impact on the reactivity of the catalyst and its ability to undergo initiation. The electron-rich nitrogen (**Ru-II**, **Ru-III**, and **Ru-IV**, Scheme 7b) and sulfur derivatives required elevated temperatures and longer reaction times (Scheme 7d) to give yields comparable to those obtained with **HG-II** and **HG-II-NO₂** (Scheme 7c). However, while these catalysts were relatively slow to initiate, addition of the nitro group greatly affected the overall stability of the catalyst and its ability to mediate the ring-closing metathesis of allylamines **32** and **34**. Comparison of **32** and **34** revealed that while catalysts **Ru-II** and **Ru-IV** both required elevated temperature of 55 °C, the substrate could be subjected to **Ru-III** at room temperature to provide products **33** and **35** in excellent yield.

When the ligand was altered to contain an electron-rich benzylidene ring as in **Ru-IV**, the yield of **33** decreased to 61% (Scheme 7d). A similar trend was observed in the syn-

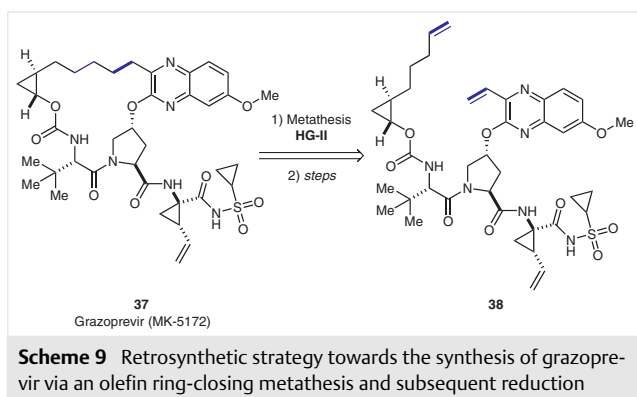
thesis of tetrahydropyridine **35**. Use of electron-rich catalyst **Ru-IV** required elevated temperatures and longer reaction times, whereas the electron-deficient catalyst **Ru-III** gave similar yields at room temperature in only 7 hours.

The chelating heteroatom can also play a significant role in the catalyst stability. While most metal alkylidene catalysts perform well at room temperature or slightly elevated temperatures, some selected applications require that the catalyst has high thermal stability. For example, the latent catalyst is activated, the methyldiene species can rapidly form in solution. At higher temperatures, decomposition of the metal alkylidene is proven to lead to the formation of ruthenium hydride species that can result in the isomerization of olefinic bonds and the formation of byproducts such as **36** (Scheme 8).⁴²

Ligands with a strongly coordinating heteroatom chelator such as oxygen,⁴³ nitrogen,⁴⁴ sulfur,⁴⁵ and selenium⁴⁶ provide greater thermal stability. For instance, Slugovc and co-workers⁴⁷ began exploring the use of ruthenium alkylidene catalysts bearing a chelating phosphine ligand **Ru-V** for both ring-opening metathesis polymerization and ring-closing metathesis (Scheme 8). When this catalyst was used for the synthesis of pyrroline **33**, it provided the desired product in >97% yield with reaction temperatures as high as 110 °C. They also found that the catalyst **Ru-V** could provide good yields of the product at lower temperatures when the solvent was switched to chloroform. At both elevated and lower temperatures, some traces of the isomerized product **36** were observed, but this could further be avoided by the introduction of a hydride scavenger such as benzoquinone (Scheme 8, entry 6).



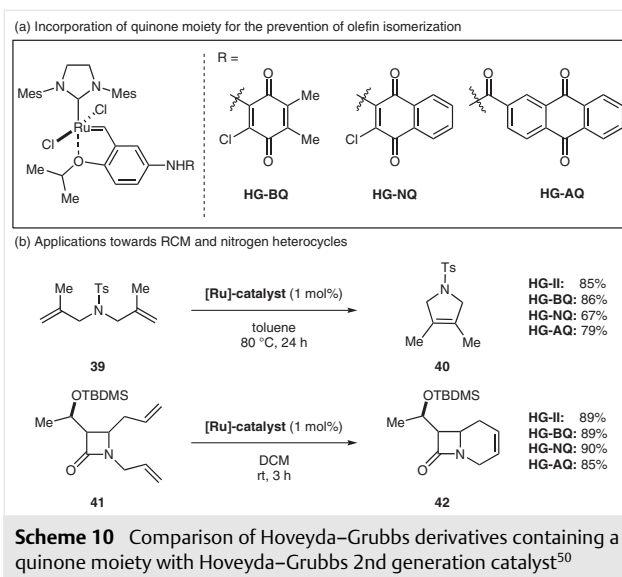
While the phosphine chelator provides increased stability of the active methylidene species at elevated temperatures, another continued goal is accessing a tunable, shelf-stable catalyst. Such a catalyst was serendipitously discovered by Williams, Kong and co-workers in 2016 during the synthesis of the macrocyclic backbone of the HCV therapeutic agent grazoprevir⁴⁸ (MK-5172, **37**) from **38** via ring-closing metathesis using **HG-II** (Scheme 9);⁴⁹ the first quinoxaline **Ru-VI** (Scheme 8) was isolated as a byproduct of the metathesis reaction. Quinoxaline **Ru-VI** was found to be stable in deuterated dichloromethane for up to 30 days, while the neat catalyst demonstrated shelf stability of up to 6 months. This stability is likely due the steric repulsion between the quinoxaline and the mesitylene rings preventing the rearrangement to the inactive *cis* isomer of the catalyst.⁴⁹



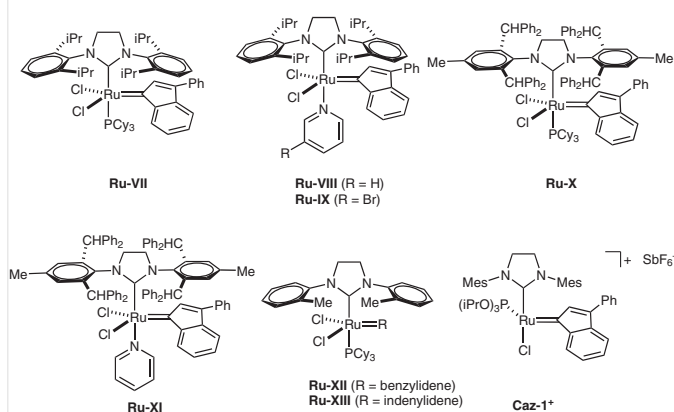
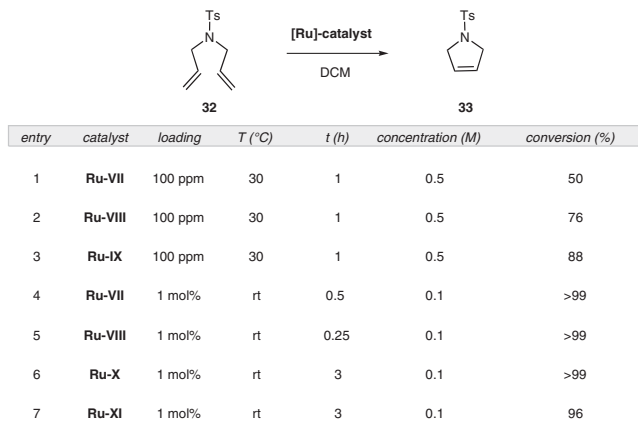
The effectiveness of the catalyst **Ru-VI** was tested against allylamine **32** to access pyrroline **33**. Catalyst **Ru-VI** gave complete conversion of sulfonamide **32** in 6 hours and 99% yield (Scheme 8, entry 7). Considering that electron-

deficient catalysts are more active in ring-closing metathesis reactions, they proposed⁴⁹ that the reaction rate could be increased through the protonation of the quinoxaline ligand with an acid catalyst. After examining both Brønsted and Lewis acids, AlCl₃ was found to give complete conversion and excellent yields of **33** in only 30 minutes (Scheme 8, entries 9 and 10).⁴⁹

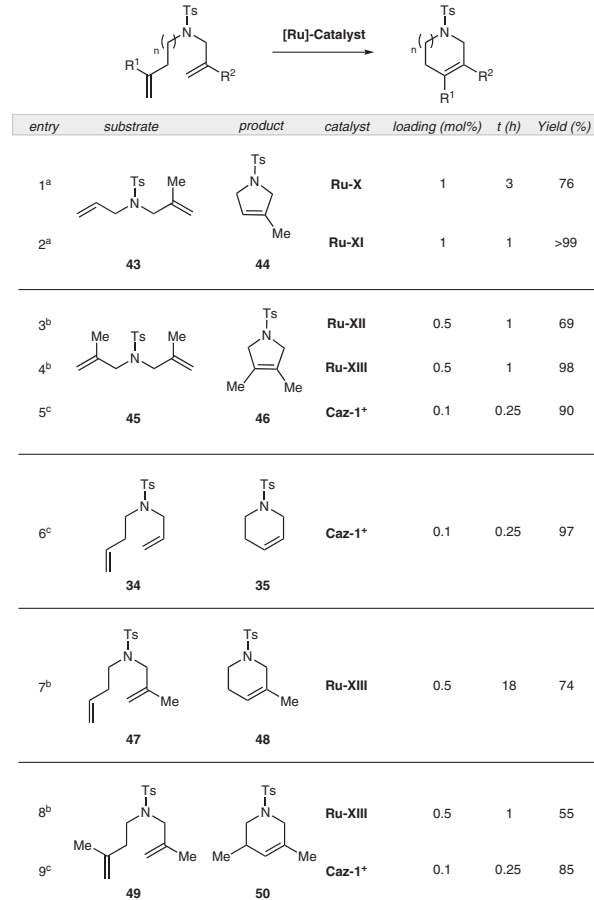
As previously discussed, the decomposition of the active methylidene species in solution to ruthenium hydrides results in undesired isomerization of the olefins.⁴² While hydride scavengers such as quinones, acids, and chlorocatecholborane have proven effective in the prevention of undesired pathways, they do not necessarily prevent catalyst decomposition. Kajetanowicz and co-workers⁵⁰ envisioned incorporating the quinone moiety into the catalyst struc-



(a) Development of ruthenium indenylidene catalysts:

(b) Analysis of the role of sterics on the synthesis of 1-tosyl-2,5-dihydro-1*H*-pyrrole:

(c) Application of indenylidenes towards the synthesis of nitrogen heterocycles:

**Scheme 11** Studies into indenylidene catalysts. ^a 0.1 M DCM, rt. ^b 0.1 M toluene, 60 °C. ^c 0.25 M xylene, 140 °C.^{55,56,59,61}

ture, and synthesized the Hoveyda–Grubbs derivatives with benzoquinone **HG-BQ**, naphthoquinone **HG-NQ**, and anthraquinone moieties **HG-AQ**. These catalysts were tested and compared to **HG-II** for the metathesis of tosylamide **39** and lactam **41** (Scheme 10). The benzoquinone catalyst gave comparable yields to **HG-II** demonstrating that there is no loss in reactivity of the catalyst. These catalysts were also tested for their ability to prevent olefin isomerization by gauging their ability to selectively perform the homodimerization of dodec-1-ene. While **HG-II** performed the metathesis reaction in 69% conversion, it only had a selectivity of 70%. However, **HG-BQ** and **HG-NQ** were able to complete the reaction in 89% and 94% conversion, respectively; not only did these catalysts outperform **HG-II**, but they both formed the desired product with 95% selectivity.

4 Indenylidene Complexes

One class of ruthenium catalysts that has become increasingly popular are ruthenium–pyridine adducts, which have been referred to as the ‘third generation’ of olefin metathesis catalysts.⁵¹ Such complexes are straightforward to access via ligand substitution by stirring in excess pyridine.⁵² One advantage of the pyridine ligands is that they are only weakly coordinating to the metal center, and initiation of the catalyst is much faster. Unfortunately, this means the catalysts show decreased stability over time and are often outperformed by their tricyclohexylphosphine-containing analogues.⁵³ In an effort to increase the overall stability of these ruthenium–pyridine catalysts, indenylidene catalyst have been developed. This new class of catalyst is accessible from commercially available ruthenium precursors. These complexes exhibit enhanced stability in harsh reaction conditions, higher functional group tolerance, and greater bench stability.^{53b,54,55}

In 2011, Nolan and co-workers reported the synthesis of indenylidene catalysts **Ru-VIII** and **Ru-IX** (Scheme 11) and explored their reactivity and steric effects in ring-closing, enyne, and cross-metathesis reactions.⁵⁵ When tested against the diallylamine **32**, the pyridine ligands outperformed the phosphine derivatives by up to 30% with catalyst loadings as low as 100 ppm (Scheme 11b, entries 1–3).⁵⁵ The reaction also worked exceedingly well with the more substituted prenylamine **43**; however, higher catalyst loadings of 250 ppm were required due to the increase in steric bulk around the olefin.⁵⁵

In 2012, Nolan and co-workers expanded their studies on indenylidene catalysts and synthesized catalysts **Ru-XI**, **Ru-XII**, and **Ru-XIII**.⁵⁶ For the unsubstituted diallylamine **32**, all the catalysts were able to provide the metathesis product **33** in excellent yields, however, a significant difference in reactivity between the more substituted catalysts was observed. The NHC ligands bearing increased steric bulk required longer reaction times of 3 hours (Scheme 11b, entries 6 and 7). Comparing catalyst **Ru-VII** and **Ru-VIII**, the catalyst containing the pyridine ligand, **Ru-VIII**, was more reactive than the phosphine, **Ru-VII**. The reaction went to completion in 30 minutes with **Ru-VII**, while the reaction with **Ru-VIII** was completed in 15 minutes (Scheme 11b, entries 4 and 5, respectively).⁵⁶ When the amine bearing the substituted olefin **43** was subjected to metathesis conditions with catalyst **Ru-X**, the reaction required 3 hours and only resulted in 76% conversion of the starting material. This may be due to unfavorable steric interactions of the catalyst that slows down the reaction, but when the phosphine was replaced with the pyridine analogue **Ru-XI**, the reaction proceeded in >99% conversion in just 1 hour (Scheme 11c, entries 1 and 2). The reaction also resulted in excellent yields of the pyrroline **44**, while the more reactive analogue gave a slightly diminished yield.⁵⁶

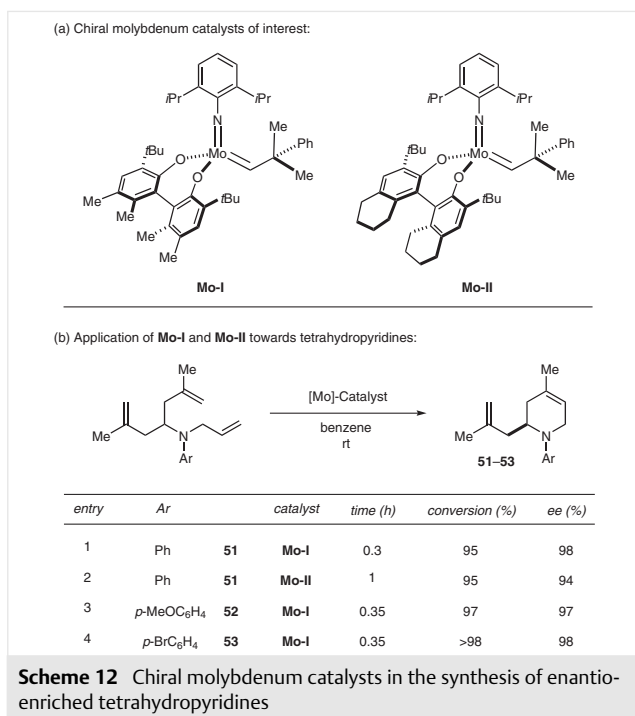
Because less sterically encumbered NHC ligands such as **Ru-VIII** tend to be more reactive, albeit less stable overall, there have been significant efforts made to improve their general stability to make them more productive for catalysis. One factor that contributes to the decomposition of the less substituted (and more reactive) indenylidene catalysts is due to increased rotation around the aryl C–N bond.⁵⁷ In an effort to prevent this rotation, one strategy to increase stability is to add alkyl substituents to the backbone,⁵⁸ as illustrated in **Ru-XI**; however, bulky substituents are also known to lead to reaction inhibition. A viable alternative is to replace the benzylidene in **Ru-XII** with the more stable indenylidene in **Ru-XIII**.⁵⁹ When this catalyst **Ru-XIII** was used to promote the ring-closing metathesis of substituted olefin **45** (Scheme 11c, entries 3 and 4), it outperformed its benzylidene counterpart resulting in 98% of the desired product. The catalyst **Ru-XIII** was also applied towards the synthesis of substituted tetrahydropyridines **48** and **50**, albeit with longer reaction times and in diminished yields.

Another new and exciting field is the conversion of the neutral NHC catalysts into their corresponding cationic derivatives. Only a handful of groups have developed systems that utilize cationic catalysts in ring-closing metathesis, but the catalysts can be a powerful tool for accessing challenging metathesis products.⁶⁰ An example from 2012 comes from Cazin and co-workers^{61a} with the synthesis of cationic catalyst **Caz-1⁺** with a phosphite ligand. Interestingly, similarly reported cationic ruthenium species which are 14 electron complexes tend to dimerize to the more stable 16 electron species.^{61b} In the case of cationic species **Caz-1⁺**, no dimerization is observed due to the formation of an unusual sawhorse geometry. This makes the catalyst especially stable in solution. While studying ability of the catalyst **Caz-1⁺** to convert tosylamine **45** into the pyrroline **46** compared to **G-II** and **HG-II** at 140 °C, **G-II** and **HG-II** both displayed rapid decomposition and gave only 40% conversion of the tosylamine. Interestingly, **Caz-1⁺** displayed higher thermal stability and reached 90% conversion after only 10 minutes (Scheme 11c, entry 5). This catalyst was used to access other challenging substrates including tetrahydropyridines **35** and **50** in 97% and 85% yield, respectively (Scheme 11c, entries 6 and 9).

5 Unsymmetrical *N*-Heterocyclic Carbene Ligands

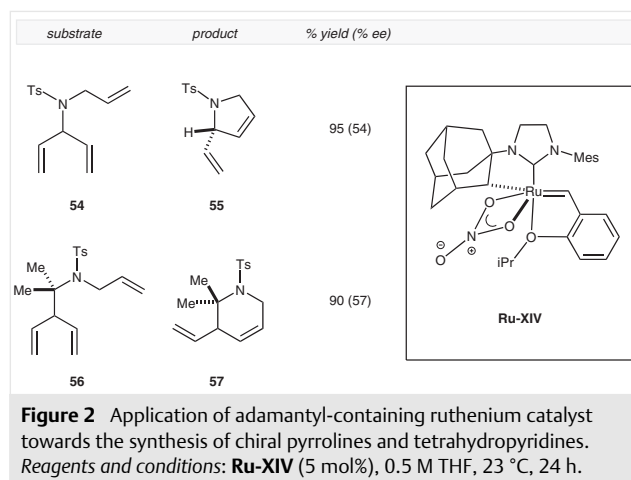
While NHC ligands have led to a new generation of metal alkylidene catalysts that enable access to new, more complex structures, an ongoing challenge in ring-closing metathesis reactions is performing them asymmetrically to access enantioenriched products.⁶² While asymmetric olefin metathesis reactions have been successfully employed in ring-opening cross metathesis, controlling the olefin geometry continues to be a challenge in asymmetric ring-closing metathesis. Key strategies for applying ring-closing metathesis are through the kinetic resolution of dienes or the desymmetrization of *meso*-trienes, particularly when the unique olefin is less bulky than the enantiotopic olefins.⁶³ Asymmetric ring closing metathesis has been successfully applied to a variety of systems using molybdenum alkylidene catalysts.⁶⁴ Specifically, Schrock, Hoveyda, and Dolman utilized chiral molybdenum-based catalysts such as **Mo-I** and **Mo-II** to access cyclic six-, seven-, and eight-membered rings and bicyclic amines in good yields with up to 98% ee. (Scheme 12).⁶⁵

Grubbs and co-workers⁶⁶ postulated that for prochiral trienes to proceed in an enantioselective metathesis reaction, one of two possible pathways most occur. The first pathway consists of initial, irreversible alkylidene formation on one of the enantiotopic olefins followed by cyclization with the unique olefin. The second pathway consists of the initial alkylidene formation occurring with the unique



olefin followed by subsequent cyclization with one of the two enantiotopic olefins. Cavallo and Costabile⁶⁷ performed computational studies on the origin of stereoselectivity and found that the non-reacting olefin is oriented in pseudo-equatorial and pseudo-axial positions in the respective diastereomeric transition states for cyclization. With larger substituents, higher selectivities are expected due to the large energy difference between the two configurations. Grubbs and co-workers⁶⁶ hypothesized that utilizing adamantyl catalyst **Ru-XIV** would promote alkylidene formation with the unique olefin (Figure 2). The utility of this catalyst was first probed against tosylamine **54**, and the reaction gave good yields of the pyrroline **55** with modest enantioselectivity. The reaction also works well with tosylamine **56** providing the tetrahydropyridine product **57** with similar yield and slightly higher ee. It is proposed that the stereoselection is due to the possible transition state in which the vinyl groups are in the pseudo-equatorial position.

Unsymmetrical NHC catalysts are also of interest for addressing the challenge of achieving high selectivity in certain metathesis reactions. Such complexes as demonstrated in the previous example (Figure 2) can significantly alter the stability of key intermediates thus introducing the ability to control the reaction outcome. In order to expand this class of catalyst, Grisi and co-workers^{68,69} set out to identify new ways to enhance the stability of the unsymmetrical NHC catalysts by introducing substituents to the ligand backbone. In particular, *syn*- and *anti*-complexes **Ru-XV** and **Ru-XVI** were synthesized, as well as catalysts contain-



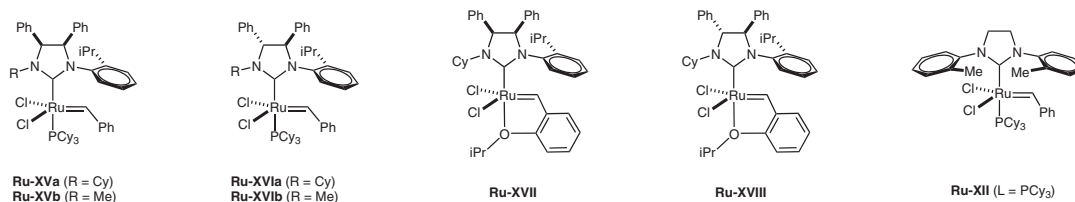
ing the *N*-neopentyl backbone (Scheme 13). After 1 week, the *syn* complexes **Ru-XVa** and **Ru-XVb** were almost completely decomposed, however, the *anti*-complexes **Ru-XVIa** and **Ru-XVIb** proved more resistant to decomposition and were stable for up to 10 days. Furthermore, bulkier *N*-alkyl groups tended to help stabilize the catalyst.

In terms of overall reactivity, the *N*-alkyl substituent did not play a major role in the catalyst reactivity (Scheme 13b). When less substituted olefin **32** was subjected to a variety of catalysts with varying *N*-alkyl substituents, no significant difference in yield was observed, however, the bulkier catalysts required slightly longer reaction times. The backbone substituents played a more significant role in reactivity, as the *anti*-complexes **Ru-XVIa** and **Ru-XVIb** gave higher yields than their *syn*-counterparts. In the presence of bulkier olefins (Scheme 13b), a slight decrease in reactivity was observed, which is attributed to unfavorable steric interactions.⁶⁸

6 Carbonyl-Olefin Metathesis

While traditional olefin-olefin metathesis has been a powerful tool in a wide range of applications including natural product synthesis, materials and polymers, medicines, and fine chemical synthesis, a continued challenge is finding inexpensive, sustainable catalysts. Furthermore, the application of olefin-olefin metathesis often requires the prerequisite synthesis of the olefin precursors through olefination reactions that generate stoichiometric quantities of waste. An intriguing alternative that has emerged in recent years is the application of carbonyl-olefin metathesis. In 1993 Grubbs and Fu⁷⁰ reported the synthesis of five-, six-, and seven-membered cycloalkenes (Scheme 14) by subjecting various olefinic ketones to Schrock's catalyst to perform the carbonyl-olefin metathesis sequence via the formation and fragmentation of intermediate oxametallacycles **59**.⁷⁰

(a) Recent developments in unsymmetrical *N*-heterocyclic carbenes as catalysts in ring-closing metathesis.



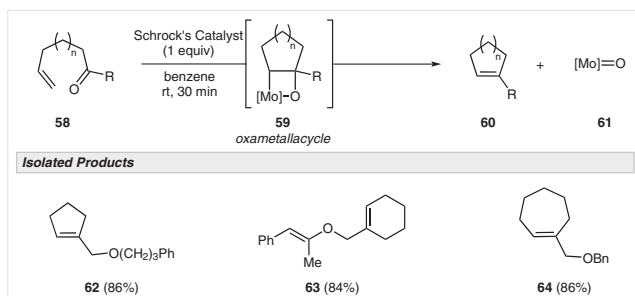
(b) Key results from kinetic profiles comparing unsymmetrical *N*-heterocyclic carbenes in the synthesis of sterically unhindered **33** and **46**.

entry	catalyst	time (min)	% yield
1	Ru-XVa	32	60
2	Ru-XVb	65	60
3	Ru-XVIa	94	35
4	Ru-XVIb	94	35
5	Ru-XVII	60	94
6	Ru-XVIII	3	99
7	Ru-XII	>99	27
8	HG-II	4	>99

entry	catalyst	time (min)	% yield
9	Ru-XVa	60	33
10	Ru-XVb	60	29
11	Ru-XVIa	60	64
12	Ru-XVIb	60	31
13	Ru-XVII	60	77
14	Ru-XVIII	60	97
15	Ru-XII	60	92
16	HG-II	60	72

Scheme 13 Ruthenium alkylidene catalysts containing unsymmetrical NHC ligands and the effects of olefinic substitution on the kinetic profiles of ruthenium catalysts^{68,69}

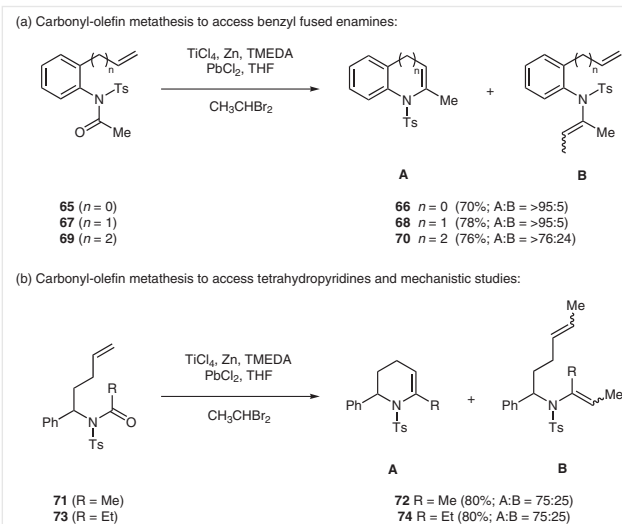
However, stoichiometric quantities of Schrock's catalyst were required due to the formation of a metal-oxo species **61**, which is difficult to reduce back to the active metal alkylidene.



Scheme 14 Early examples of carbonyl-olefin metathesis applied towards the synthesis of cycloalkenes

The first reported example of carbonyl-olefin metathesis in the presence of amines came in 2009 from Zhou and Rainier.⁷¹ Their strategy focused on the formation of titanium alkylidenes. This method was used to synthesize five-, six-, and seven-membered rings through a carbonyl-olefin metathesis pathway (Scheme 15a). Mechanistic insights for this synthesis came when tosylamine **71** was subjected to the metathesis conditions resulting in a mixture of tetrahydropyridine **72A** and acyclic enamide **72B**. When the acyclic enamide was resubjected to the reaction conditions,

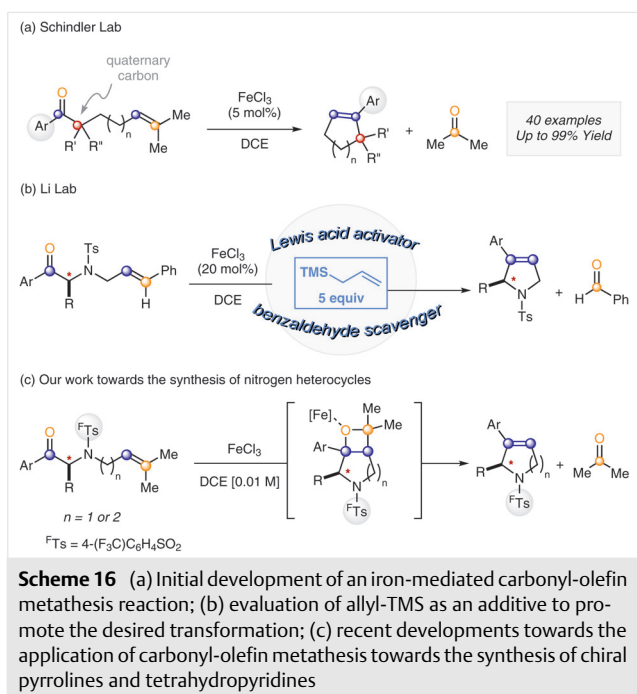
none of the cyclic product was formed. This supports the hypothesis that the cyclic product proceeds via a carbonyl-olefin pathway as opposed to an olefin-olefin metathesis mechanism (Scheme 15b).



Scheme 15 Titanium-mediated carbonyl-olefin metathesis for the synthesis of unsaturated nitrogen heterocycles

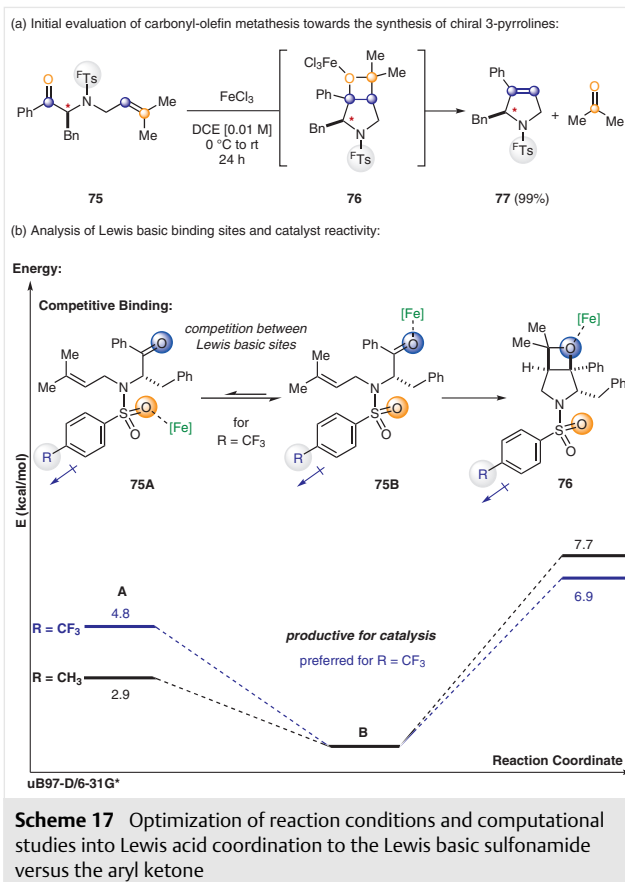
From 2015 our group has reported the development of a Lewis acid catalyzed carbonyl-olefin metathesis reaction which proceeds via activation of the carbonyl to promote

the formation of intermediate oxetanes (Scheme 16a).⁷² This approach has since been applied to a variety of systems, but amine-containing systems proved to be challenging. Under initial reaction conditions, we found that the tosyl-protected allylamines underwent the cyclization in up to 37% yield with substoichiometric quantities of the Lewis acid catalyst.^{72,74} Li and co-workers⁷³ found that by replacing the prenyl fragment with a styryl olefin and adding superstoichiometric amounts of allyl-TMS they could isolate the corresponding pyrrolines in up to 99% yield (Scheme 16b); however, this method did not work as well in the synthesis of tetrahydropyridines. They hypothesized that the allyl-TMS plays a dual role under optimized reaction conditions by coordinating to the iron catalyst and promoting the formation and subsequent fragmentation of the oxetane intermediate as well as acting as a benzaldehyde scavenger.



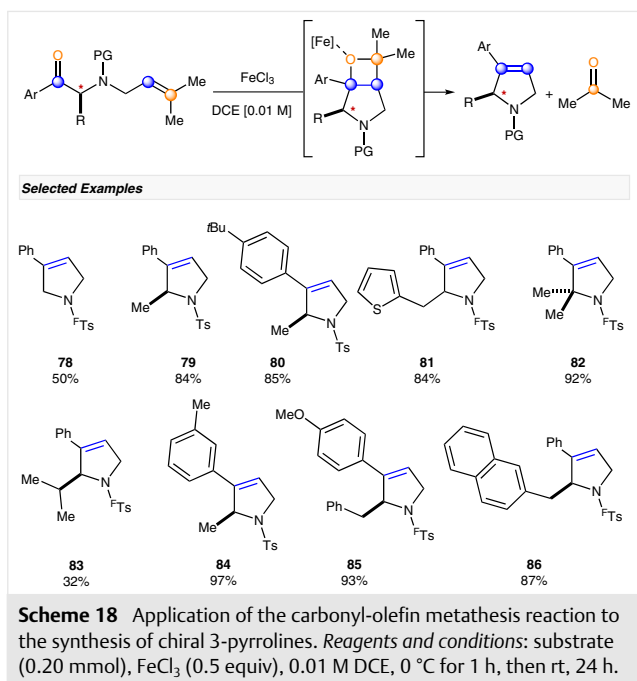
During the course of our studies, we hypothesized that the diminished yields for nitrogen heterocycles were likely due to the Lewis basic amine acting as a competitive binding site that prevents the Lewis acid catalyst from promoting the desired transformation.⁷⁴

In order to prevent the sequestration of the catalyst, we replaced the tosyl protecting group with the more electron-withdrawing 4-(trifluoromethyl)benzenesulfonyl (^tTs) derivative **75** (Scheme 17a). When **75** was subjected to 50 mol% of FeCl₃, we were able to generate pyrroline **77** in 99% yield. Computational analyses of the two derivatives also revealed that **75A** was 1.9 kcal/mol higher in energy compared to tosylamine **75B** resulting in preferential binding of the Lewis acid to the carbonyl oxygen (Scheme 17b).

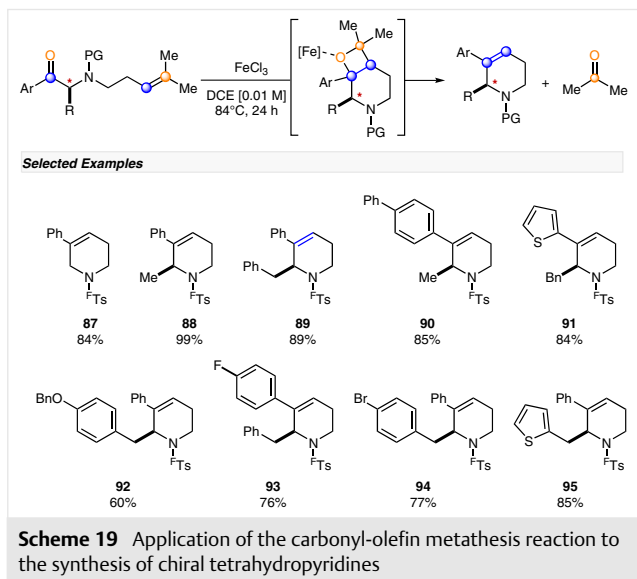


With this strategy in hand, we were able to access a wide range of pyrrolines (Scheme 18). The reaction worked well for both electron-rich and electron-deficient aryl ketones, but the addition of more Lewis basic sites resulted in slightly lower yields. This reaction all worked well for a variety of steric motifs ranging from the unencumbered glycine derivative **78** to the disubstituted amino-isobutyric acid derivative **82**. This reaction could even be applied to the sterically bulky naphthyl **86** in good yields. It is also interesting to note that when compared to the corresponding tosyl derivatives, the ^tTs-protected substrates consistently outperformed the tosyl-protected materials by up to 30% yield.⁷⁴

After applying the Lewis acid mediated carbonyl-olefin metathesis reaction towards the synthesis of pyrrolines, we set out to apply this strategy to the more challenging tetrahydropyridines derivatives (Scheme 19).⁷⁵ Reaction optimization revealed that higher temperatures were required, but the reaction exhibited a similar broad substrate scope. It could be applied to sterically unencumbered substrates such as the glycine derivative **87** in good yields, as well as more sterically bulky systems. Furthermore, the reaction exhibited the same tolerance for electron-poor systems **93** and **94** as well as in the systems of heteroaromatic sub-



strates **91** and **95**. The reactions did exhibit a similar decrease in yield in the presence of Lewis basic sites **92**, however we found that longer reaction times can help overcome this limitation.



7 Conclusions

Electron-rich amines have caused significant challenges for the application of olefin metathesis. Strategies for attenuating their Lewis basicity in order to promote desired me-

tathesis reactions have enabled access to more complex ring systems including the incorporation of protecting groups and electron-withdrawing groups as well as sterically bulky substituents to prevent undesired coordination to the metal alkylidene catalysts; however, these can add undesired steps to overall synthetic strategies. Recent developments in reaction and catalyst design have enabled the application of ring-closing metathesis to more challenging nitrogen heterocycles without the need for protection or substrate alteration.

Moving forward, advances in metathesis will enable access to more complex, chiral nitrogen heterocycles under greener reaction conditions. The newly developed carbonyl-olefin metathesis reaction eliminates the need for an additional olefination step and utilizes iron as an inexpensive, earth abundant catalyst. While current carbonyl-olefin metathesis methods have been successfully applied towards the synthesis of chiral pyrrolines and tetrahydropyridines, there are many areas where this approach could prove fruitful. The application of this method to larger ring systems would be a significant advancement that would enable rapid access to bioactive molecules. Furthermore, a protecting-group-free strategy would allow for rapid access to the desired nitrogen heterocycles without requiring additional protection/deprotection steps. The application of Lewis acid catalyzed carbonyl-olefin metathesis towards the synthesis of more complex, protecting-group-free nitrogen heterocycles will mark a significant advancement in the metathesis toolkit.

Funding Information

We thank the University of Michigan Office of Research and the NIH/National Institute of General Medical Sciences (R01-GM118644) for financial support. E.J.G. thanks the National Science Foundation for a predoctoral fellowship. C.S.S. thanks the David and Lucile Packard Foundation, the Alfred P. Sloan Foundation, and the Camille and Henry Dreyfus Foundation.

References

- (1) For leading references, see: (a) *Naturally Occurring Pyrrolizidine Alkaloids*; Rizk, A.-F. M., Ed.; CRC Press: Boca Raton, **1991**. (b) Mattocks, A. R. *Chemistry and Toxicology of Pyrrolizidine Alkaloids*; Academic Press: London, **1986**. (c) Bronner, S. M.; Im, G.-Y. J.; Garg, N. K. In *Heterocycles in Natural Product Synthesis*; Majumdar, K. C.; Chattopadhyay, S. K., Ed.; Wiley-VCH: Weinheim, **2011**, 221. (d) Michael, J. P. *Nat. Prod. Rep.* **2008**, *25*, 139. (e) Michael, J. P. *Alkaloids* **2001**, *55*, 91. (f) Li, X.; Li, J. *Mini-Rev. Med. Chem.* **2010**, *10*, 794. (g) Vikatu, E.; Smith, D. T.; Njardarson, J. T. *J. Med. Chem.* **2014**, *57*, 10257. (h) Weintraub, P. M.; Sabol, J. S.; Kane, J. M.; Borcherdig, D. R. *Tetrahedron* **2003**, *59*, 2953. (i) Mitchinson, A.; Nadin, A. *J. Chem. Soc., Perkin Trans. 1* **2000**, 2862; and earlier reviews in this series.
- (2) *Iminosugars: From Synthesis to Therapeutic Applications*; Compain, P.; Martin, O. R., Ed.; Wiley: Chichester, **2007**.

- (3) For the therapeutics listed in this review, see: (a) Hollmann, M.; Heinemann, S. *Annu. Rev. Neurosci.* **1994**, *17*, 31. (b) Iwanami, S.; Takashima, M.; Hirata, Y.; Hasegawa, O.; Usuda, S. *J. Med. Chem.* **1981**, *24*, 1224. (c) Maring, C.; McDaniel, K.; Krueger, A.; Zhao, C.; Sun, M.; Madigan, D.; DeGoey, D.; Chen, J.-J.; Yeung, M. C.; Flosi, W.; Grampovnik, D.; Kati, W.; Klein, L.; Stewart, K.; Stoll, V.; Saldivar, S.; Montgomery, D.; Carrick, R.; Steffy, K.; Kempf, D.; Molla, A.; Kohlbrenner, W.; Kennedy, A.; Herrin, T.; Xu, Y.; Laver, W. G. *Antiviral Res.* **2001**, *50*, A76; Abstract 129. (d) For more examples, see reference 1g.
- (4) (a) Wurz, R. P.; Fu, G. C. *J. Am. Chem. Soc.* **2005**, *127*, 12234. (b) O'Hagan, D. *Nat. Prod. Rep.* **2000**, *17*, 435.
- (5) For examples, see: (a) Choi, Y. H.; Choi, J. Y.; Yange, H. Y.; Kim, Y. H. *Tetrahedron: Asymmetry* **2002**, *13*, 801. (b) Sweet, J. A.; Cavallari, J. M.; Price, W. A.; Ziller, J. W.; McGrath, D. V. *Tetrahedron: Asymmetry* **1997**, *8*, 207. (c) Fache, F.; Schulz, E.; Tommasino, M. L.; Lemaire, M. *Chem. Rev.* **2000**, *100*, 2159.
- (6) For examples, see: (a) Mukaiyama, T.; Sakito, Y.; Asami, M. *Chem. Lett.* **1979**, 705. (b) Enders, D.; Thiebes, C. *Pure Appl. Chem.* **2001**, *73*, 573. (c) Reisman, S. E.; Doyle, A. G.; Jacobsen, E. N. *J. Am. Chem. Soc.* **2008**, *130*, 7198. (d) Dalko, P. I.; Moisan, L. *Angew. Chem. Int. Ed.* **2004**, *43*, 5138.
- (7) (a) Xu, Z.; Lu, X. J. *Org. Chem.* **1998**, *63*, 5031. (b) Hodgson, D. M.; Miles, T. J.; Witherington, J. *Tetrahedron* **2003**, *59*, 9729. (c) Hong, J.; Zhang, Z.; Lei, H.; Cheng, H.; Hu, Y.; Yang, W.; Liang, Y.; Das, D.; Chen, S.-H.; Li, G. *Tetrahedron Lett.* **2009**, *50*, 2525.
- (8) (a) *Advances in Heterocyclic Chemistry, Vol. 115*; Scriven, E. F. V.; Ramsden, C., Ed.; Academic Press: Cambridge (MA, USA), **2015**, 1–354. (b) Lauder, K.; Toscani, A.; Scalacci, N.; Castagnolo, D. *Chem. Rev.* **2017**, *117*, 14091. (c) Lewis, J. C.; Bergman, R. G.; Ellman, J. A. *Acc. Chem. Res.* **2008**, *41*, 1013. (d) Schultz, D. M.; Wolfe, J. P. *Synthesis* **2012**, *44*, 351. (e) Patil, N. T.; Yamamoto, Y. *Chem. Rev.* **2008**, *108*, 3395.
- (9) *Asymmetric Synthesis of Nitrogen Heterocycles*; Royer, J., Ed.; Wiley-VCH: Weinheim, **2009**.
- (10) For selected examples, see: (a) Ohno, H.; Toda, A.; Miwa, Y.; Taga, T.; Osawa, E.; Yamaoka, Y.; Fujii, N.; Ibuka, T. *J. Org. Chem.* **1999**, *64*, 2992. (b) Dieter, R. K.; Yu, H. *Org. Lett.* **2001**, *3*, 3855. (c) Billet, M.; Schoenfelder, A.; Klotz, P.; Mann, A. *Tetrahedron Lett.* **2002**, *43*, 1453. (d) Sai, M.; Matsubara, S. *Org. Lett.* **2011**, *13*, 4676. (e) Xu, T.; Mu, X.; Peng, H.; Liu, G. *Angew. Chem. Int. Ed.* **2011**, *50*, 8176. (f) Morita, N.; Krause, N. *Org. Lett.* **2004**, *6*, 4121. (g) Morita, N.; Krause, N. *Eur. J. Org. Chem.* **2006**, 4634. (h) Kang, S.-K.; Kim, K.-J. *Org. Lett.* **2001**, *3*, 511. (i) Ma, S.; Yu, F.; Gao, W. *J. Org. Chem.* **2003**, *68*, 5943.
- (11) Ohno, H.; Kadoh, Y.; Fujii, N.; Tanaka, T. *Org. Lett.* **2006**, *8*, 947.
- (12) Wu, P.; Liu, H.; Tong, X. *Tetrahedron Lett.* **2012**, *53*, 4673.
- (13) Hayes, C. J.; Sherlock, A. E.; Green, M. P.; Wilson, C.; Blake, A. J.; Selby, M. D.; Prodder, J. C. *J. Org. Chem.* **2008**, *73*, 2041.
- (14) Tran, G.; Meier, R.; Harris, L.; Browne, D. L.; Ley, S. V. *J. Org. Chem.* **2012**, *77*, 11071.
- (15) (a) Boominatton, S. S. K.; Hu, W.-P.; Sendi, G. P.; Wang, J. J. *Adv. Synth. Catal.* **2013**, *355*, 3570. (b) Zheng, C.; Wang, Y.; Gan, R. *Org. Lett.* **2015**, *17*, 916.
- (16) Chogii, I.; Njardarson, J. T. *Angew. Chem. Int. Ed.* **2015**, *54*, 13706.
- (17) Chelucci, G.; Saba, A. *Angew. Chem., Int. Ed. Engl.* **1995**, *34*, 78.
- (18) Duttwyler, S.; Lu, C.; Rheingold, A. L.; Bergman, R. G.; Ellman, J. A. *J. Am. Chem. Soc.* **2012**, *134*, 4064.
- (19) (a) Beceño, C.; Krappitz, T.; Raabe, G.; Enders, D. *Synthesis* **2015**, *47*, 38813. (b) He, L.; Laurent, G.; Retailleau, P.; Folleas, B.; Brayer, J.-L.; Masson, G. *Angew. Chem. Int. Ed.* **2013**, *52*, 11088. (c) Tambar, U. K.; Lee, S. K.; Leighton, J. L. *J. Am. Chem. Soc.* **2010**, *132*, 10249.
- (20) de la Pradilla, R. F.; Simal, C.; Bates, R. H.; Viso, A.; Infantes, L. *Org. Lett.* **2013**, *15*, 4936.
- (21) (a) Zhu, X. F.; Lan, J.; Kwon, O. *J. Am. Chem. Soc.* **2003**, *125*, 4716. (b) Zhou, L.; Yuan, C.; Zeng, Y.; Liu, H.; Wang, C.; Gao, X.; Wang, Q.; Zhang, C.; Guo, H. *Chem. Sci.* **2018**, *9*, 1831.
- (22) For selected examples, see: (a) Wang, Z.; Xu, H.; Su, Q.; Hu, P.; Shao, P.-L.; He, Y.; Lu, Y. *Org. Lett.* **2017**, *19*, 3111. (b) Hu, P.; Hu, J.; Jiao, J.; Tong, X. *Angew. Chem. Int. Ed.* **2013**, *52*, 5319. (c) Rutjes, F. P. J. T.; Tjen, K. C. M. F.; Wolf, L. B.; Karstens, W. F. J.; Schoemaker, H. E.; Hiemstra, H. *Org. Lett.* **1999**, *1*, 717. (d) Inuki, S.; Iwata, A.; Oishi, S.; Fujii, N.; Ohno, H. *J. Org. Chem.* **2011**, *76*, 2072. (e) Ohno, H.; Mizutani, T.; Kadoh, Y.; Aso, A.; Miyamura, K.; Fujii, N.; Tanaka, T. *J. Org. Chem.* **2007**, *72*, 4378. (f) Inuki, S.; Oishi, S.; Fujii, N.; Ohno, H. *Org. Lett.* **2008**, *10*, 5239.
- (23) For examples, see: (a) Donohoe, T. J.; Guyo, P. M.; Helliwell, M. *Tetrahedron Lett.* **1999**, *40*, 435. (b) Schafer, A.; Schafer, B. *Tetrahedron* **1999**, *55*, 12309. (c) Donohoe, T. J.; Thomas, R. E. *Chem. Rec.* **2007**, *7*, 180. (d) Wu, J.; Tang, W.; Pettman, A.; Xiao, J. *Adv. Synth. Catal.* **2013**, *355*, 35.
- (24) For reviews, see: (a) Blechert, S.; Schuster, M. *Angew. Chem., Int. Ed. Engl.* **1997**, *36*, 2036. (b) Montgomery, T. P.; Johns, A. M.; Grubbs, R. H. *Catalysts* **2017**, *6*, 87. (c) Ogba, O. M.; Warner, N. C.; O'Leary, D. J.; Grubbs, R. H. *Chem. Soc. Rev.* **2018**, *47*, 4510. (d) Deiters, A.; Martin, S. F. *Chem. Rev.* **2004**, *104*, 2199.
- (25) (a) Fu, G. C.; Grubbs, R. H. *J. Am. Chem. Soc.* **1992**, *114*, 5426. (b) Fu, G. C.; Grubbs, R. H. *J. Am. Chem. Soc.* **1992**, *114*, 7324.
- (26) (a) Ulman, M.; Grubbs, R. H. *J. Org. Chem.* **1999**, *64*, 7202. (b) Yee, N. K.; Farina, V.; Houpius, I. N.; Haddad, N.; Frutos, R. P.; Gallou, F.; Wang, X.-j.; Wei, X.; Simpson, R. D.; Feng, X.; Fuchs, V.; Xu, Y.; Tan, J.; Zhang, L.; Xu, J.; Smith-Keenan, L. L.; Vitous, J.; Ridges, M. D.; Spinelli, E. M.; Johnson, M. *J. Org. Chem.* **2006**, *71*, 7133. (c) Hong, S. H.; Wenzel, A. G.; Salguero, T. T.; Day, M. W.; Grubbs, R. H. *J. Am. Chem. Soc.* **2007**, *129*, 7961. (d) Manzini, S.; Poater, A.; Nelson, D. J.; Cavallo, L.; Slawin, A. M. Z.; Nolan, S. P. *Angew. Chem. Int. Ed.* **2014**, *53*, 8995. (e) Wilson, G. O.; Porter, K. A.; Weissman, H.; White, S. R.; Sottos, N. R.; Moore, J. S. *Adv. Synth. Catal.* **2009**, *351*, 1817. (f) Lummiss, J. A. M.; Ireland, B. J.; Sommers, J. M.; Fogg, D. E. *ChemCatChem* **2014**, *6*, 459. (g) Ireland, B. J.; Dobbigny, B. T.; Fogg, D. E. *ACS Catal.* **2015**, *5*, 4690. (h) Fu, G. C.; Nguyen, S. T.; Grubbs, R. H. *J. Am. Chem. Soc.* **1993**, *115*, 9856.
- (27) (a) Compain, P. *Adv. Synth. Catal.* **2007**, *349*, 1829. (b) Compain, P.; Hazelard, D. *Top. Heterocycl. Chem.* **2017**, *47*, 111. (c) Philips, A. J.; Abell, A. D. *Aldrichchim. Acta.* **1999**, *32*, 75. (d) Vernall, A. J.; Abell, A. D. *Aldrichchim. Acta.* **2003**, *36*, 93. (e) Felpin, F.-X.; Lebreton, J. *Eur. J. Org. Chem.* **2003**, 3693. (f) Deiters, A.; Martin, S. F. *Chem. Rev.* **2004**, *104*, 2199. (g) Chattopadhyay, S. K.; Karmakar, S.; Majumdar, K. C.; Rahaman, H.; Roy, B. *Tetrahedron* **2007**, *63*, 3919.
- (28) (a) Scholl, M.; Ding, S.; Lee, C. W.; Grubbs, R. H. *Org. Lett.* **1999**, *1*, 953. (b) Trnka, T. M.; Morgan, J. P.; Sanford, M. S.; Wilhelm, T. E.; School, M.; Choi, T. L.; Ding, S.; Day, M. W.; Grubbs, R. H. *J. Am. Chem. Soc.* **2003**, *125*, 2546.
- (29) Zaidi, K. *Pharmacopeial Forum* **2008**, *34*, 1345.
- (30) Kuhn, K. M.; Champagne, T. M.; Hong, S. H.; Wei, W.-H.; Nickel, A.; Lee, C. W.; Virgil, S. C.; Grubbs, R. H.; Pederson, R. L. *Org. Lett.* **2010**, *12*, 984.
- (31) (a) Chao, W.; Weinreb, S. M. *Org. Lett.* **2003**, *5*, 2505. (b) Chao, W.; Meketa, M. L.; Weinreb, S. M. *Synthesis* **2004**, 2058.
- (32) For reviews of metal-catalyzed cross-couplings, see: (a) *Metal-Catalyzed Cross-Coupling Reactions*; de Meijere, A.; Diederich, F., Ed.; Wiley-VCH: Weinheim, **2004**. (b) *Cross-Coupling Reactions: A Practical Guide*, In *Topics in Current Chemistry, Vol. 219*;

- Miyaura, N., Ed.; Springer Verlag: New York, **2002**. (c) *Handbook of Organopalladium Chemistry for Organic Synthesis*; Negishi, E.-i., Ed.; Wiley-Interscience: New York, **2002**.
- (33) Gatti, M.; Drinkel, E.; Wu, L.; Pusteria, I.; Gaggia, F.; Dorta, R. *J. Am. Chem. Soc.* **2010**, *132*, 15179.
- (34) (a) Fürstner, A.; Leitner, A. *Angew. Chem. Int. Ed.* **2003**, *42*, 308. (b) Fürstner, A.; Grabowski, J.; Lehmann, C. W. *J. Org. Chem.* **1999**, *64*, 8275. (c) Scheiper, B.; Glorius, F.; Leitner, A.; Fürstner, A. *Proc. Natl. Acad. Sci. U.S.A.* **2004**, *101*, 11960. (d) Edwards, A. S.; Wybrow, R. A.; Johnstone, C.; Adams, H.; Harrity, J. P. *Chem. Commun.* **2002**, 1542. (e) Gracias, V.; Gasiecki, A. F.; Moor, J. D.; Akritopoulou-Zanze, I.; Djuric, S. W. *Tetrahedron Lett.* **2006**, *47*, 8977. (f) Prusov, E.; Maier, M. E. *Tetrahedron* **2007**, *63*, 10486. (g) Wright, D. L.; Schulte, J. P. II.; Page, M. A. *Org. Lett.* **2000**, *2*, 1847.
- (35) Yang, Q.; Xiao, W. J.; Yu, Z. *Org. Lett.* **2005**, *7*, 871.
- (36) Woodward, C. P.; Spiccia, N. D.; Jackson, W. R.; Robinson, A. J. *Chem. Commun.* **2011**, *47*, 779.
- (37) (a) Boger, D. L.; Turnbull, P. *J. Org. Chem.* **1997**, *62*, 5849. (b) Marten, S. F.; Liao, Y. S.; Wong, Y. L.; Reing, T. *Tetrahedron Lett.* **1994**, *35*, 691. (c) Pilli, R. A.; de Oliveira, M. D. C. F. *Nat. Prod. Rep.* **2000**, *17*, 117. (d) Sakai, R.; Higa, T. *J. Am. Chem. Soc.* **1986**, *108*, 6404. (e) Wipf, P.; Spencer, S. R. *J. Am. Chem. Soc.* **2005**, *127*, 225.
- (38) Teichert, J. F.; Zhang, S.; van Zijl, A. W.; Slaa, J. W.; Minnaard, A. J.; Feringa, B. L. *Org. Lett.* **2010**, *12*, 4658.
- (39) (a) Garber, S. B.; Kingsbury, J. S.; Gray, B. L.; Hoveyda, A. H. *J. Am. Chem. Soc.* **2000**, *122*, 8168. (b) Gessler, S.; Randl, S.; Blechert, S. *Tetrahedron Lett.* **2000**, *41*, 9973.
- (40) (a) Grela, K.; Harutyunyan, S.; Michrowska, A. *Angew. Chem. Int. Ed.* **2002**, *41*, 4038. (b) Grela, K.; Kim, M. *Eur. J. Org. Chem.* **2003**, *963*. (c) Van Veldhuizen, J. J.; Gillingham, D. G.; Garber, S. B.; Katoaka, O.; Hoveyda, A. H. *J. Am. Chem. Soc.* **2003**, *125*, 12502.
- (41) Tzur, E.; Szadkowska, A.; Ben-Asuly, A.; Makal, A.; Goldberg, I.; Wozniak, K.; Grela, K.; Lemcoff, N. G. *Chem. Eur. J.* **2010**, *16*, 8726.
- (42) (a) Schmidt, B. *Angew. Chem. Int. Ed.* **2003**, *42*, 4996. (b) Yamamoto, Y.; Nakagai, Y.; Ohkoshi, N.; Itoh, K. *J. Am. Chem. Soc.* **2001**, *123*, 6372. (c) Hong, S.; Sanders, D. P.; Lee, C. W.; Grubbs, R. H. *J. Am. Chem. Soc.* **2005**, *127*, 17160.
- (43) (a) Slugovc, C.; Perner, B.; Stelzer, F.; Mereiter, K. *Organometallics* **2004**, *23*, 3622. (b) Burtscher, D.; Perner, B.; Mereiter, K.; Slugovc, C. *J. Organomet. Chem.* **2006**, *691*, 5423.
- (44) (a) Ung, T.; Heijl, A.; Grubbs, R. H.; Schrodi, Y. *Organometallics* **2004**, *23*, 5399. (b) Slugovc, C.; Burtscher, D.; Stelzer, F.; Mereiter, K. *Organometallics* **2005**, *24*, 2255. (c) Szadkowska, A.; Gstrein, X.; Burtscher, D.; Jarzemska, K.; Wozniak, K.; Slugovc, C.; Grela, K. *Organometallics* **2010**, *29*, 117.
- (45) (a) Szadkowska, A.; Makal, A.; Wozniak, K.; Kadyrov, R.; Grela, K. *Organometallics* **2009**, *28*, 2693. (b) Kost, T.; Sigalov, M.; Goldberg, I.; Ben-Asuly, A.; Lemcoff, N. G. *J. Organomet. Chem.* **2008**, *693*, 2200. (c) Ben-Asuly, A.; Tzur, E.; Diesendruck, C. E.; Sigalov, M.; Goldberg, I.; Lemcoff, N. G. *Organometallics* **2008**, *27*, 811. (d) Ben-Asuly, A.; Tzur, E.; Diesendruck, C. E.; Sigalov, M.; Goldberg, I.; Lemcoff, N. G. *Organometallics* **2009**, *28*, 4652.
- (46) Diesendruck, C. E.; Tzur, E.; Ben-Asuly, A.; Goldberg, I.; Straub, B. F.; Lemcoff, N. G. *Inorg. Chem.* **2009**, *48*, 10819.
- (47) Lexter, C.; Burtscher, D.; Perner, B.; Tzur, E.; Lemcoff, N. G.; Slugovc, C. *J. Organomet. Chem.* **2011**, *696*, 2466.
- (48) Kuethe, J.; Zhong, Y.-L.; Yasuda, N.; Beutner, G.; Linn, K.; Kim, M.; Marcune, B.; Dreher, S. D.; Humphrey, G.; Pei, T. *Org. Lett.* **2013**, *15*, 4174.
- (49) Williams, M. J.; Kong, J.; Chung, C. K.; Brunskill, A.; Campeau, L.-C.; McLaughlin, M. *Org. Lett.* **2016**, *18*, 1952.
- (50) Kajetanowicz, A.; Milewski, M.; Rogińska, J.; Gajda, R.; Woźniak, K. *Eur. J. Org. Chem.* **2017**, 626.
- (51) (a) Trnka, T. M.; Grubbs, R. H. *Acc. Chem. Res.* **2001**, *34*, 18. (b) Samojłowicz, C.; Bieniek, M.; Grela, K. *Chem. Rev.* **2009**, *109*, 3708.
- (52) Vougioukalakis, G. C.; Grubbs, R. H. *Chem. Rev.* **2010**, *110*, 1746.
- (53) (a) Love, J. A.; Morgan, J. P.; Trnka, T. M.; Grubbs, R. H. *Angew. Chem. Int. Ed.* **2002**, *41*, 4035. (b) Clavier, H.; Petersen, J. L.; Nolan, S. P. *J. Organomet. Chem.* **2006**, *691*, 54444.
- (54) (a) Boeda, F.; Clavier, H.; Nolan, S. P. *Chem. Commun.* **2008**, 2726. (b) Clavier, H.; Urbina-Blanco, C. A.; Nolan, S. P. *Organometallics* **2009**, *28*, 2848. (c) Bantriel, X.; Schmid, T. E.; Randall, R. A. M.; Slawin, A. M. Z.; Xazin, C. S. *J. Chem. Commun.* **2010**, *46*, 7115. (d) Clavier, H.; Nolan, S. P. *Chem. Eur. J.* **2007**, *13*, 8029. (e) Bieniek, M.; Michrowska, A.; Usanov, D. L.; Grela, K. *Chem. Eur. J.* **2008**, *14*, 806.
- (55) Urbina-Blanco, C. A.; Leitgeb, A.; Slugovc, C.; Bantreil, X.; Clavier, H.; Slawin, A. M. Z.; Nolan, S. P. *Chem. Eur. J.* **2011**, *17*, 5045.
- (56) Manzini, S.; Urbina Blanco, C. A.; Slawin, A. M. Z.; Nolan, S. P. *Organometallics* **2012**, *31*, 6514.
- (57) (a) Vehlow, K.; Gessler, S.; Blechert, S. *Angew. Chem. Int. Ed.* **2007**, *46*, 8082. (b) Hong, S. H.; Chlenov, A.; Day, M. W.; Grubbs, R. H. *Angew. Chem. Int. Ed.* **2007**, *46*, 5184.
- (58) (a) Chung, C. K.; Grubbs, R. H. *Org. Lett.* **2008**, *10*, 2693. (b) Kuhn, K. M.; Bourg, J.-B.; Chung, C. K.; Virgil, S. C.; Grubbs, R. H. *J. Am. Chem. Soc.* **2009**, *131*, 5313. (c) Grisi, F.; Mariconda, A.; Costabile, C.; Bertolasi, V.; Longo, P. *Organometallics* **2009**, *28*, 4988. (d) Costabile, C.; Mariconda, A.; Cavallo, L.; Longo, P.; Bertolasi, V.; Ragone, F.; Grisi, F. *Chem. Eur. J.* **2011**, *17*, 8618.
- (59) Torborg, C.; Szczepaniak, G.; Zielinski, A.; Malinska, M.; Wozniak, K.; Grela, K. *Chem. Commun.* **2013**, *49*, 3188.
- (60) (a) Fürstner, A.; Liebl, M.; Lehmann, C. W.; Picquet, M.; Kunz, R.; Bruneau, C.; Touchard, D.; Dixneuf, P. H. *Chem. Eur. J.* **2000**, *6*, 1847. (b) Miyaki, Y.; Onishi, T.; Kurosawa, H. *Inorg. Chim. Acta* **2000**, *300–302*, 369. (c) Wang, D.; Wurst, K.; Knolle, W.; Decker, U.; Prager, L.; Naumov, S.; Buchmeiser, M. R. *Angew. Chem. Int. Ed.* **2008**, *47*, 3267. (d) Volland, M. A. O.; Hansen, S. M.; Rominger, F.; Hofmann, P. *Organometallics* **2004**, *23*, 800. (e) Zirngast, M.; Pump, E.; Leitgeb, A.; Albering, J. H.; Slugovc, C. *Chem. Commun.* **2011**, *47*, 2261.
- (61) (a) Songis, O.; Slawin, A. M. Z.; Cazin, C. S. J. *Chem. Commun.* **2012**, *48*, 1266. (b) Volland, M. A. O.; Hansen, S. M.; Rominger, F.; Hofmann, P. *Organometallics* **2004**, *23*, 800.
- (62) *Olefin Metathesis: Theory and Practice*; Grela, K., Ed.; Wiley-VCH: Weinheim, **2014**.
- (63) For examples, see: Alexander, J. B.; La, D. S.; Cefalo, D. R.; Hoveyda, A. H.; Schrock, R. R. *J. Am. Chem. Soc.* **1998**, *120*, 4041.
- (64) (a) La, D. S.; Alexander, J. B.; Cefalo, D. R.; Graf, D. D.; Hoveyda, A. H.; Schrock, R. R. *J. Am. Chem. Soc.* **1998**, *120*, 9720. (b) Zhu, S. S.; Cefalo, D. R.; La, D. S.; Jamieson, J. Y.; Davis, W. M.; Hoveyda, A. H.; Schrock, R. R. *J. Am. Chem. Soc.* **1999**, *121*, 8251. (c) Cefalo, D. R.; Kiely, A. F.; Wucher, M.; Jamieson, J. Y.; Schrock, R. R.; Hoveyda, A. H. *J. Am. Chem. Soc.* **2001**, *123*, 3139. (d) Keily, A. F.; Jernelius, J. A.; Schrock, R. R.; Hoveyda, A. H. *J. Am. Chem. Soc.* **2002**, *124*, 2868. (e) Sattely, E. S.; Cortez, A.; Moebius, D. C.; Schrock, R. R.; Hoveyda, A. H. *J. Am. Chem. Soc.* **2005**, *127*, 8526.
- (65) Dolman, S. J.; Satterly, E. S.; Hoveyda, A. H.; Schrock, R. R. *J. Am. Chem. Soc.* **2002**, *124*, 6991.
- (66) Hartung, J.; Dornan, P. K.; Grubbs, R. H. *J. Am. Chem. Soc.* **2014**, *136*, 13029.
- (67) Costabile, C.; Cavallo, L. *J. Am. Chem. Soc.* **2004**, *126*, 9592.

- (68) Paradiso, V.; Bertolasi, V.; Costabile, C.; Caruso, T.; Dąbrowski, M.; Grela, K.; Grisi, F. *Organometallics* **2017**, *36*, 3692.
- (69) Paradiso, V.; Bertolasi, V.; Costabile, C.; Grisi, F. *Dalton Trans.* **2016**, *45*, 561.
- (70) Fu, G. C.; Grubbs, R. H. *J. Am. Chem. Soc.* **1993**, *115*, 3800.
- (71) Zhou, J.; Rainier, J. D. *Org. Lett.* **2009**, *11*, 3774.
- (72) (a) This work was first reported as Ludwig, J. R.; Gianino, J. B.; Schindler, C., *Abstracts of Papers*, 250th National Meeting of the American Chemical Society, Boston MA, Aug 16–20, 2015; American Chemical Society: Washington DC, **2015**, ORGN-388. Nitrogen-containing substrates were disclosed as challenging for Lewis acid catalyzed carbonyl-olefin metathesis proceeding in 37% yield. (b) Ludwig, J. R.; Zimmerman, P. M.; Gianino, J. B.; Schindler, C. S. *Nature (London)* **2016**, 533, 374. (c) Ludwig, J. R.; Phan, S.; McAtee, C. C.; Zimmerman, P. M.; Devery, J. J. III.; Schindler, C. S. *J. Am. Chem. Soc.* **2017**, *139*, 10832.
- (73) Ma, L.; Li, W.; Xi, H.; Bai, X.; Ma, E.; Yan, X.; Li, Z. *Angew. Chem. Int. Ed.* **2016**, *55*, 10410.
- (74) Groso, E. J.; Golonka, A. N.; Harding, R. A.; Alexander, B. W.; Sodano, T. M.; Schindler, C. S. *ACS Catal.* **2018**, *8*, 2006.
- (75) Groso E. J., Schindler C. S.; *Org. Lett.*; manuscript in revision.