


Continuous Flow Chlorination of Alkenyl Iodides Promoted by Copper Tubing

Antoine Nitelet^a

Vanessa Kairouz^b

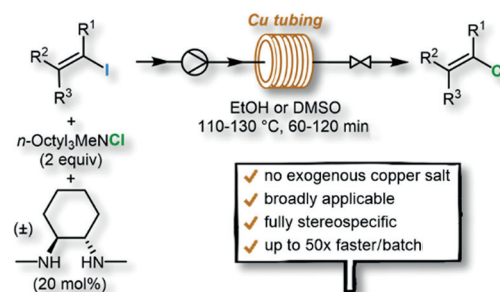
Hélène Label^{*b} 

André B. Charette^{*b} 

Gwilherm Evano^{*a} 

^a Laboratoire de Chimie Organique, Service de Chimie et PhysicoChimie Organiques, Université libre de Bruxelles (ULB), Avenue F. D. Roosevelt 50, CP160/06, 1050 Brussels, Belgium
Gwilherm.Evano@ulb.be

^b Centre in Green Chemistry and Catalysis, Faculty of Arts and Sciences, Department of Chemistry, Université de Montréal, P.O. Box 6128, Station Downtown, Montréal, Québec, H3C 3J7, Canada
andre.charette@umontreal.ca
helene.label@umontreal.ca



Received: 25.10.2018

Accepted: 05.11.2018

Published online: 30.11.2018

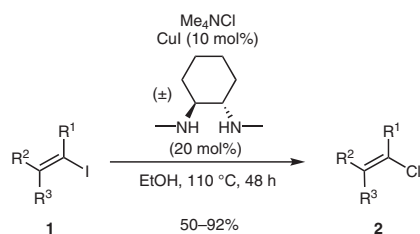
DOI: 10.1055/s-0037-1610398; Art ID: ss-2018-z0718-fa

License terms:

Abstract A simple continuous flow synthesis of alkenyl chlorides from the corresponding readily available alkenyl iodides in copper reactor tubing is described. A variety of alkenyl chlorides were obtained in good to excellent yields with full retention of the double bond geometry. The reaction time was reduced by a factor of 24–48 compared to the batch process.

Key words copper catalysis, heterogeneous catalysis, halogen exchange, Finkelstein reaction, continuous flow process

Alkenyl chlorides are commonly found in natural products and pharmaceutical and agrochemical compounds. In comparison to the related alkenyl iodides, which can be readily prepared through a range of efficient processes,¹ there are only a limited number of known methods to produce alkenyl chlorides in high yield and stereoselectivity.² Among them, the copper-catalyzed retro-Finkelstein³ reaction we recently reported enables an easy synthesis of a wide variety of alkenyl chlorides from the corresponding iodides in high yields and with full retention of the double bond geometry (Scheme 1).⁴ This process was shown to be especially efficient and broadly applicable, even with sensitive and/or complex substrates.



Scheme 1 Copper-catalyzed chlorination of alkenyl iodides in batch

Despite these advantages, the halogen exchange typically requires 48 hours of reaction time to reach full conversion, which represents the main limitation of the process. Furthermore, any remaining traces of starting material significantly increases the level of difficulty of the purification step as it is quite challenging to separate the starting material from the desired product. A significant reduction in the reaction time would undeniably greatly improve the efficiency of this method. This goal should be achievable by transposing this reaction to continuous flow. Continuous flow chemistry has recently emerged as a powerful technology that increases mass and heat transfer, thus accelerating reaction processes considerably.⁵ Furthermore, the use of copper reactors for *in situ* generation of copper catalysts has been successfully reported for a number of transformations, including alkyne–azide cycloaddition, Ullmann condensation, Sonogashira coupling, decarboxylation reactions, and hydroxylation of aryl iodides.⁶ Inspired by Buchwald's copper-catalyzed aromatic Finkelstein reaction in continuous flow⁷ and on the basis of our combined interest in copper catalysis^{4a,8} and flow chemistry,⁹ we report herein a continuous flow synthesis of alkenyl chlorides from alkenyl iodides using a copper reactor.

The copper-catalyzed vinylic retro-Finkelstein reaction was studied using β -iodo-styrene (**1a**) as the model substrate. The reaction occurred when a heated PFA reactor coil in ethanol was used in the presence of an 8 bar back-pressure regulator (BPR). Aliquat 336[®] (*n*-Octyl₃MeNCl) was identified as a soluble chloride source in replacement of Me₄NCl (used in the previously reported batch method) in combination with copper(I) iodide (10 mol%) and *trans*-*N,N'*-dimethylcyclohexane-1,2-diamine (20 mol%) in ethanol to afford the chlorinated alkenyl iodide (Scheme 2). Conversion was low when the reactor coil was heated at 110 °C with a residence time of 120 minutes. Increasing the temperature did not lead to fruitful results, as extensive substrate degradation was observed when heating the reactor coil at 130 °C


Biographical sketches



Antoine Nitelet was born in Belgium in 1990 and studied chemistry at the Université libre de Bruxelles. In 2013, he received his Master's degree under the supervision of Prof. Gwilherm Evano, focusing on the development of new copper-mediated transformations. After obtaining an F.R.I.A fellow-

ship in 2013, he pursued a Ph.D. in the same group, where his research focused on copper-catalyzed transformations, notably the development of a vinylic version of the Finkelstein reaction, and their use in natural product synthesis. Within the framework of a joint project between Profs. Lebel, Cha-

rette, and Evano, he went twice to the Université de Montréal to develop the vinylic Finkelstein reaction in continuous flow. After graduating in December 2017, he then moved to INSA Rouen in Normandie (France) as a postdoctoral fellow in the group of Prof. Xavier Pannecoucke.



Vanessa Kairouz obtained both her B.Sc. (2011) and M.Sc. (2014; research director: Andreea Schmitzer) in chemistry from the Université de Montréal. She is the scientific coordinator of the Center for Continuous Flow Synthesis, as

well as the NSERC CREATE Program in Continuous Flow Science located at the Université de Montréal. Her versatile educational background in supramolecular chemistry, catalysis, green chemistry, biochemistry, and microfluidics, in addition

to her extensive experience in training students enables her to understand and anticipate students' needs when it comes to using and maintaining flow infrastructure.



Hélène Lebel received her PhD from the Université de Montréal under the supervision of Prof. André B. Charette in 1998. She then joined the group of Eric N. Jacobsen at Harvard University as an NSERC postdoctoral fellow. She began her independent academic career at the Université de Montréal as an assistant professor in 1999, under an NSERC University Faculty Award. She was promoted to the rank of associate professor in 2005,

and full professor in 2010. The quality of her research has been recognized with many awards, including the Enantioselective Synthetic Chemistry Research Award in 2005, the Johnson & Johnson Focused Funding Grant Award in 2008, the Merck Frosst Centre for Therapeutic Research Award in 2009, and the Clara Benson Award in 2014. She held the Canada Research Chair in Organometallic Catalysis (tier II) from 2006 to 2016.

She has been the author of more than 60 publications as an independent researcher and has contributed to numerous book chapters. Her research program addresses the development of novel catalytic green processes and the discovery of recyclable reagents. More recently, her research program has included the study of novel, innovative continuous flow processes.



André B. Charette received his B.Sc. in 1983 from the Université de Montréal. He then moved south of the border to the University of Rochester to pursue graduate studies under the supervision of Robert K. Boeckman Jr. (M.Sc. in 1985 and Ph.D. in 1987). Following an NSERC postdoctoral fellowship at Harvard University with David A. Evans, he began his academic career, first at Université Laval (1989–1992) then at his alma mater, Université de Montréal, where he was promoted to the rank of full professor in 1998 and where he

currently serves as holder of a Canada Research Chair in Stereoselective Synthesis of Bioactive Molecules (2005–), co-director of the FRQNT Centre in Green Chemistry and Catalysis (2009–), co-director of the NSERC CREATE Program in Continuous Flow Science, and director of his Department of Chemistry (2014–). With a publication record that encompasses well over 220 articles in international journals, he has achieved worldwide recognition in the area of organic synthesis. He is widely recognized for conceptually

novel and practical approaches to the design of catalysts and reactions for the synthesis of cyclopropanes, heterocyclic derivatives, and greener functional group transformations using continuous flow synthesis. In addition, he has received more than twenty international awards, including the CIC Medal (2018), a doctorate *honoris causa* from INSA-Rouen (2015), the CSC Alfred Bader Award (2009), the Marie Victorin Award (2008), and an Arthur C. Cope Award (2007).

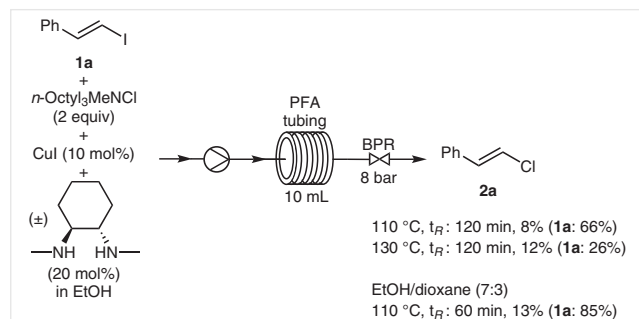


Gwilherm Evano was born in Paris in 1977 and studied chemistry at the Ecole Normale Supérieure. He received his Ph.D. from the Université Pierre et Marie Curie in 2002 under the supervision of Profs. François Couty and Claude Agami. After postdoctoral studies with Prof. James S. Panek at Boston Uni-

versity, he joined the CNRS as associate professor in 2004. He then moved to the Université libre de Bruxelles, where he has been the head of the Laboratory of Organic Chemistry since 2012. His research program currently focuses on natural/bioactive product synthesis, copper catalysis, and the chemis-

try of heteroatom-substituted alkyne and reactive intermediates. He has published more than 120 articles and 10 book chapters and has received several awards, the latest one being the 2017 Triennial Prize of the Belgian Royal Society of Chemistry.

for 120 minutes of residence time. To improve the catalyst solubility, dioxane was introduced as a co-solvent, but this did not lead to any significant improvement.



Scheme 2 Copper-catalyzed chlorination of alkenyl iodides in continuous flow using PFA reactor tubing

Facing little success using a PFA reactor coil, we then resorted to using a copper reactor coil. These reactors are known to be more resistant to high pressures and temperatures in addition to enabling *in situ* generation of the copper catalyst⁶ without the need of an external source of copper(I) iodide (Table 1). Full conversion was observed after 60 minutes of residence time without CuI (entries 1–3). The diamine ligand was, however, essential for obtaining the desired product (entry 4). Optimization with substrate **1a** showed that the maximum yield was obtained at 130 °C and with 40 minutes residence time. Under these reaction conditions, a yield of 84% of **2a** was achieved (entry 7). Importantly, the exact same yield was obtained when the reaction was scaled up to afford 3.5 g of product **2a** as a single stereoisomer.

The optimized reaction conditions were then applied to the transformation of other substrates; representative examples are shown in Scheme 3. In most cases, the yields obtained in continuous flow were similar or superior to those obtained in batch, but with a significant reduction in the reaction time.⁴ With *E*-iodo-substituted alkenes, the maximum yields were achieved at 110 °C with a residence time of 60 minutes. In the case of products **2b**, **2c**, **2e**, and **2h**, DMSO was used as the solvent to favor a homogeneous system. In the case of more sterically hindered *Z*-iodo-substituted alkenes, it was necessary to heat the reaction at 120 °C for 120 minutes of residence time. Under these conditions, the corresponding *Z*-chloro-substituted alkenes **2i–l** were obtained in good to excellent yields and, most importantly, without detectable presence of isomerization products. The chlorination was found to proceed equally well with aryl- and alkyl-substituted alkenyl iodides and was shown to tolerate electron-withdrawing (**2c**) and electron-donating (**2e**) groups, as well as acetal (**2i**), silyl ether (**2g**, **2m**), and phthalimide (**2h**) protecting groups. Notably, a labile allylic PMP ether (**2k**) remained untouched under these

Table 1 Optimization of the Continuous Flow Chlorination of Alkenyl Iodides Promoted by Copper Tubing

Entry	Temp (°C)	t_R (min)	Yield (%) ^a
1	110	120	43
2	110	60	72
3 ^b	110	60	70
4 ^c	110	60	0
5 ^d	110	60	80
6	130	30	83
7	130	40	84 (84 ^e , 84 ^f)
8	150	30	72

^a Yields determined by NMR; DMF used as internal standard.

^b Using EtOH/dioxane, 7:3.

^c Without the diamine ligand.

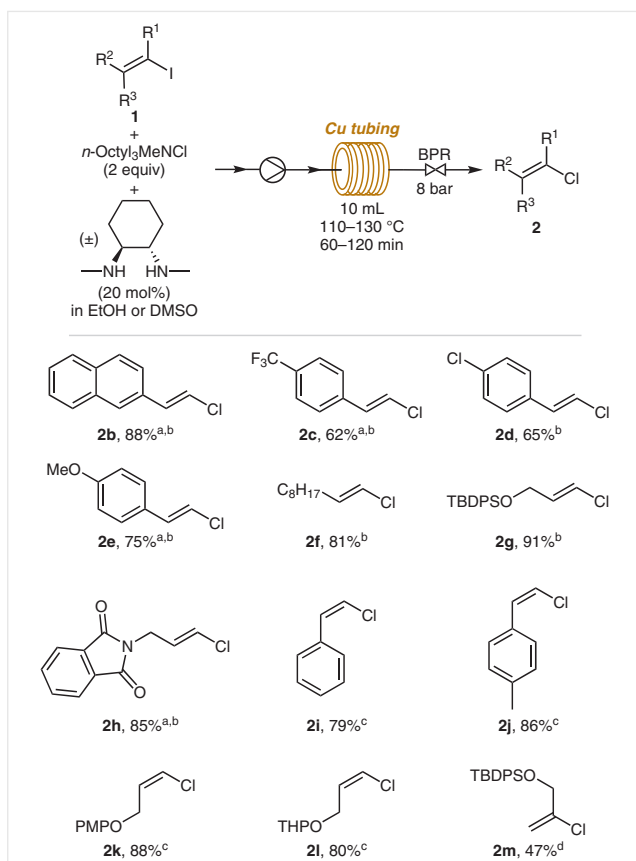
^d Using diamine ligand (40 mol%).

^e Isolated yield.

^f Isolated yield on a 3.5 g scale.

reaction conditions. As previously reported in batch, only moderate yields were obtained for the α -substituted chloroalkene **2m**. When using continuous flow techniques, the temperature had to be increased to 130 °C to achieve full conversion in 120 minutes (47% isolated yield). However, significant substrate decomposition was observed. This result is not surprising, as it has been stated that higher temperatures lead to the decomposition of the starting material.



The advantages of the continuous flow chlorination of alkenyl iodides promoted by copper tubing compared to our original procedure in batch are fairly evident when looking at the most important reaction parameters summarized in Table 2. Indeed, slightly higher yields (average yield of 78% in flow vs 74% in batch) are obtained in flow with significantly reduced reaction time (1–2 h in flow vs 24–48 h in batch) without the use of an external source of copper. Moreover, the reaction is more easily scaled up in flow compared to the batch process without any loss in yield. Finally, it should be mentioned that the optimized conditions require the reaction to be performed at temperatures exceeding the boiling point of the solvent (110–130 °C in ethanol); while this procedure is easily possible in continuous flow by using the copper reactor coil and an 8 bar back-



Scheme 3 Scope of the continuous flow chlorination of alkenyl iodides promoted by copper tubing. ^a In DMSO; ^b 110 °C, 60 min; ^c 120 °C, 120 min; ^d 130 °C, 120 min.

pressure regulator, performing the reaction under the same conditions in batch requires a pressurized tube, which can be quite challenging and hazardous on a larger scale.

Table 2 Comparison of the Copper-Catalyzed Chlorination of Alkenyl Iodides in Continuous Flow and in Batch

	Average yield	Reaction time	Exogenous copper	Pressure handling	Scale-up
	78%	1–2 h	none	copper tubing	identical yield
	74%	24–48 h	CuI	pressure tube	reduced yield

In conclusion, we have reported an easily accessible continuous flow synthesis of alkenyl chlorides from the corresponding readily available alkenyl iodides. The procedure was shown to be broadly applicable and compatible with a range of functional groups. The continuous flow

copper-catalyzed chlorination of alkenyl iodides features several advantages compared to the batch process: these include the *in situ* generation of the copper catalyst from the copper tubing, an easy scale-up, slightly higher yields, operational simplicity when performing the halogen exchange above the boiling point of the solvent, and reduction in reaction times by a factor of 24–48. Further applications of this vinylic retro-Finkelstein reaction are under study and will be reported in due time.

The chlorination reactions were performed using a Vapourtec R-series continuous flow system equipped with a 10 mL heated copper reactor coil (1.00 mm I.D., 1.59 mm O.D.) and an 8 bar back-pressure regulator. All solvents were reagent grade. DMSO and dioxane over molecular sieves in AcroSeal® bottles were bought from Acros Organics and used as supplied. CuI (99.999% purity) was purchased from Aldrich and used as supplied. All other reagents were used as supplied. Analytical TLC was performed by using 0.25 mm silica gel 60-F plates. Visualization of the developed chromatogram was performed by using UV absorbance or aq KMnO₄. Flash chromatography and filtrations were performed with silica gel (230–400 mesh). Yields refer to chromatographically and spectroscopically pure compounds, unless otherwise stated. ¹H NMR spectra were recorded using an internal deuterium lock at ambient temperature on Bruker 300 and JEOL 400 MHz spectrometers (internal reference, $\delta_{\text{H}} = 7.26$, CDCl₃, relative to $\delta_{\text{TMS}} = 0$). Resonances that are either partially or fully obscured are denoted obscured (obs). ¹³C NMR spectra were recorded at 75 MHz using CDCl₃ ($\delta_{\text{C}} = 77.16$) as internal reference. ¹⁹F NMR spectra were recorded at 377 MHz using C₆F₆ ($\delta_{\text{F}} = -164.92$) as external reference. Melting points were recorded on a Stuart Scientific Analogue SMP11. IR spectra were recorded on a Bruker Alpha Spectrophotometer (ATR). High-resolution mass spectra were obtained on a Waters QToF API US, a Thermo Finnigan MAT 95XP, or a Waters XevoQToF spectrometer.

(E)-(2-Chlorovinyl)benzene (2a)

In an oven-dried 10 mL flask, (E)-(2-iodovinyl)benzene (115 mg, 0.50 mmol), (±)-*trans*-N,N'-dimethylcyclohexane-1,2-diamine (16 μ L, 0.10 mmol), and Aliquat 336® (457 μ L, 1.00 mmol) were premixed in EtOH (1 mL) for 5 min. The resulting reaction mixture was pumped into the copper reactor at 130 °C for 40 min with a flow rate of 0.25 mL/min. Upon exiting the copper reactor, the reaction stream passed through a back-pressure regulator (8 bar) before being collected into a flask. The crude reaction mixture was diluted with EtOAc, filtered through a plug of silica gel and concentrated. The crude residue was finally purified by flash column chromatography (silica gel, pentane) to afford **2a**.

Yield: 58 mg (0.42 mmol, 84%); colorless oil.

¹H NMR (300 MHz, CDCl₃): $\delta = 7.37$ – 7.28 (m, 5 H), 6.85 (d, $J = 13.5$ Hz, 1 H), 6.64 (d, $J = 13.8$ Hz, 1 H).

¹³C NMR (75 MHz, CDCl₃): $\delta = 135.0$, 133.4, 128.9, 128.3, 126.3, 118.8.

The spectroscopic data correspond to those previously reported.^{2d}

(E)-2-(2-Chlorovinyl)naphthalene (2b)

In an oven-dried 10 mL flask, (E)-2-(2-iodovinyl)naphthalene (140 mg, 0.50 mmol), (±)-*trans*-N,N'-dimethylcyclohexane-1,2-diamine (16 μ L, 0.10 mmol), and Aliquat 336® (457 μ L, 1.00 mmol) were premixed in DMSO (1 mL) for 5 min. The resulting reaction mixture was pumped into the copper reactor at 110 °C for 60 min with a flow rate

of 0.166 mL/min. Upon exiting the fourth flow reactor, the reaction stream passed through a back-pressure regulator (8 bar) before being collected into a flask. The crude reaction mixture was diluted with H₂O and extracted with Et₂O (2×); the combined organic layers were dried (MgSO₄), filtered, and concentrated. The crude residue was finally purified by flash column chromatography (silica gel, pentane) to afford **2b**.

Yield: 83 mg (0.44 mmol, 88%); white solid; mp 75 °C.

¹H NMR (300 MHz, CDCl₃): δ = 7.90–7.75 (m, 3 H), 7.70 (s, 1 H), 7.56–7.41 (m, 3 H), 7.02 (d, *J* = 13.5 Hz, 1 H), 7.79 (d, *J* = 13.8 Hz, 1 H).

¹³C NMR (75 MHz, CDCl₃): δ = 133.8, 133.5, 132.7, 128.9, 128.4, 128.1, 127.0, 126.7, 126.6, 123.4, 119.4.

The spectroscopic data correspond to those previously reported.¹⁰

(*E*)-1-(2-Chlorovinyl)-4-(trifluoromethyl)benzene (**2c**)

In an oven-dried 10 mL flask, (*E*)-1-(2-iodovinyl)-4-(trifluoromethyl)benzene (149 mg, 0.50 mmol), (±)-*trans*-*N,N'*-dimethylcyclohexane-1,2-diamine (16 μL, 0.10 mmol), and Aliquat 336® (457 μL, 1.00 mmol) were premixed in DMSO (1 mL) for 5 min. The resulting reaction mixture was pumped into the copper reactor at 110 °C for 60 min with a flow rate of 0.166 mL/min. Upon exiting the fourth flow reactor, the reaction stream passed through a back-pressure regulator (8 bar) before being collected into a flask. The crude reaction mixture was diluted with H₂O and extracted with Et₂O (2×); the combined organic layers were dried (MgSO₄), filtered, and concentrated. The crude residue was finally purified by flash column chromatography (silica gel, pentane) to afford **2c**.

Yield: 64 mg (0.31 mmol, 62%); light yellow oil.

IR (ATR): 3074, 1614, 1412, 1324, 1165, 1123, 1109, 1067, 1017, 931, 845, 823, 795, 755, 728 cm⁻¹.

¹H NMR (300 MHz, CDCl₃): δ = 7.58 (d, *J* = 8.1 Hz, 2 H), 7.40 (d, *J* = 8.1 Hz, 2 H), 6.86 (d, *J* = 13.5 Hz, 1 H), 6.75 (d, *J* = 13.5 Hz, 1 H).

¹³C NMR (100 MHz, CDCl₃): δ = 138.4, 132.2, 130.1 (q, *J* = 32.3 Hz), 126.4, 125.9 (q, *J* = 3.8 Hz), 124.1 (q, *J* = 270.4 Hz), 121.6.

¹⁹F NMR (377 MHz, CDCl₃): δ = -65.8 (s).

HRMS (EI): *m/z* [M]⁺ calcd for C₉H₆³⁵ClF₃: 206.0105; found: 206.0106.

(*E*)-1-Chloro-4-(2-chlorovinyl)benzene (**2d**)

In an oven-dried 10 mL flask, (*E*)-1-chloro-4-(2-iodovinyl)benzene (132 mg, 0.50 mmol), (±)-*trans*-*N,N'*-dimethylcyclohexane-1,2-diamine (16 μL, 0.10 mmol), and Aliquat 336® (457 μL, 1.00 mmol) were premixed in EtOH (1 mL) for 5 min. The resulting reaction mixture was pumped into the copper reactor at 110 °C for 60 min with a flow rate of 0.16 mL/min. Upon exiting the fourth flow reactor, the reaction stream passed through a back-pressure regulator (8 bar) before being collected into a flask. The crude reaction mixture was diluted with EtOAc, filtered through a plug of silica gel and concentrated. The crude residue was finally purified by flash column chromatography (silica gel, pentane) to afford **2d**.

Yield: 56 mg (0.33 mmol, 65%); white solid; mp 33 °C.

IR (ATR): 1488, 1403, 1090, 1012, 944, 927, 832, 818 cm⁻¹.

¹H NMR (300 MHz, CDCl₃): δ = 7.29 (d, *J* = 8.4 Hz, 2 H), 7.21 (d, *J* = 8.4 Hz, 2 H), 6.77 (d, *J* = 13.8 Hz, 1 H), 6.62 (d, *J* = 13.8 Hz, 1 H).

¹³C NMR (75 MHz, CDCl₃): δ = 134.0, 133.2, 132.2, 129.1, 127.4, 119.5.

HRMS (EI): *m/z* [M]⁺ calcd for C₈H₆³⁵Cl₂: 171.9841; found: 171.9851.

(*E*)-(2-Chlorovinyl)-4-methoxybenzene (**2e**)

In an oven-dried 10 mL flask, (*E*)-(2-iodovinyl)-4-methoxybenzene (130 mg, 0.50 mmol), (±)-*trans*-*N,N'*-dimethylcyclohexane-1,2-diamine (16 μL, 0.10 mmol), and Aliquat 336® (457 μL, 1.00 mmol) were premixed in DMSO (1 mL) for 5 min. The resulting reaction mixture was pumped into the copper reactor at 110 °C for 60 min with a flow rate of 0.166 mL/min. Upon exiting the fourth flow reactor, the reaction stream passed through a back-pressure regulator (8 bar) before being collected into a flask. The crude reaction mixture was diluted with H₂O and extracted with Et₂O (2×); the combined organic layers were dried (MgSO₄), filtered, and concentrated. The crude residue was finally purified by flash column chromatography (silica gel, hexane–EtOAc, 95:5) to afford **2e**.

Yield: 63 mg (0.32 mmol, 75%); light yellow oil.

¹H NMR (300 MHz, CDCl₃): δ = 7.23 (d, *J* = 8.4 Hz, 2 H), 6.83 (d, *J* = 8.7 Hz, 2 H), 6.77 (d, *J* = 13.8 Hz, 1 H), 6.50 (d, *J* = 13.5 Hz, 1 H), 3.80 (s, 1 H).

¹³C NMR (75 MHz, CDCl₃): δ = 160.0, 133.1, 128.0, 127.7, 116.8, 114.6, 55.7.

The spectroscopic data correspond to those previously reported.^{2c}

(*E*)-1-Chlorodec-1-ene (**2f**)

In an oven-dried 10 mL flask, (*E*)-1-iododec-1-ene (133 mg, 0.50 mmol), (±)-*trans*-*N,N'*-dimethylcyclohexane-1,2-diamine (16 μL, 0.10 mmol), and Aliquat 336® (457 μL, 1.00 mmol) were premixed in EtOH (1 mL) for 5 min. The resulting reaction mixture was pumped into the copper reactor at 110 °C for 60 min with a flow rate of 0.166 mL/min. Upon exiting the fourth flow reactor, the reaction stream passed through a back-pressure regulator (8 bar) before being collected into a flask. The crude reaction mixture was diluted with EtOAc, filtered through a plug of silica gel and concentrated. The crude residue was finally purified by flash column chromatography (silica gel, pentane) to afford **2f**.

Yield: 71 mg (0.41 mmol, 81%); colorless oil.

IR (ATR): 2956, 2925, 2855, 1457, 1377, 931, 805, 721 cm⁻¹.

¹H NMR (300 MHz, CDCl₃): δ = 5.96–5.84 (m, 2 H), 2.04 (app qd, *J* = 7.2, 1.2 Hz, 2 H), 1.41–1.20 (m, 12 H), 0.88 (t, *J* = 6.9 Hz, 3 H).

¹³C NMR (75 MHz, CDCl₃): δ = 134.2, 116.7, 32.0, 31.0, 29.5, 29.4, 29.1, 29.0, 22.8, 14.2.

HRMS (EI): *m/z* [M]⁺ calcd for C₁₀H₁₉³⁵Cl: 174.1170; found: 174.1178.

(*E*)-3-(*tert*-Butyldiphenylsiloxy)-1-chloroprop-1-ene (**2g**)

In an oven-dried 10 mL flask, (*E*)-3-(*tert*-butyldiphenylsiloxy)-1-iodoprop-1-ene (211 mg, 0.50 mmol), (±)-*trans*-*N,N'*-dimethylcyclohexane-1,2-diamine (16 μL, 0.10 mmol), and Aliquat 336® (457 μL, 1.00 mmol) were premixed in EtOH (1 mL) for 5 min. The resulting reaction mixture was pumped into the copper reactor at 110 °C for 60 min with a flow rate of 0.166 mL/min. Upon exiting the fourth flow reactor, the reaction stream passed through a back-pressure regulator (8 bar) before being collected into a flask. The crude reaction mixture was diluted with EtOAc, filtered through a plug of silica gel, and concentrated. The crude residue was finally purified by flash column chromatography (silica gel, hexane–EtOAc, 98:2) to afford **2g**.

Yield: 150 mg (0.45 mmol, 91%); colorless oil.

IR (ATR): 2930, 2857, 1471, 1376, 1111, 1067, 1007, 962, 926, 822, 767, 738, 700, 614 cm⁻¹.

^1H NMR (300 MHz, CDCl_3): δ = 7.71 (d, J = 7.5 Hz, 4 H), 7.50–7.38 (m, 6 H), 6.27 (dt, J = 12.9, 1.8 Hz, 1 H), 6.03 (dt, J = 13.2, 4.8 Hz, 1 H), 4.20 (dd, J = 4.8, 1.5 Hz, 2 H), 1.10 (s, 9 H).

^{13}C NMR (75 MHz, CDCl_3): δ = 135.6, 133.3, 132.3, 129.9, 127.9, 119.0, 62.7, 26.9, 19.3.

HRMS (EI): m/z [M] $^+$ calcd for $\text{C}_{19}\text{H}_{23}^{35}\text{ClOSi}$: 330.1201; found: 330.1205.

(E)-1-Chloro-3-phthalimidoprop-1-ene (2h)

In an oven-dried 10 mL flask, (E)-1-iodo-3-phthalimidoprop-1-ene (156 mg, 0.50 mmol), (\pm)-*trans*- N,N' -dimethylcyclohexane-1,2-diamine (16 μL , 0.10 mmol), and Aliquat 336[®] (457 μL , 1.00 mmol) were premixed in DMSO (1 mL) for 5 min. The resulting reaction mixture was pumped into the copper reactor at 110 °C for 60 min with a flow rate of 0.166 mL/min. Upon exiting the fourth flow reactor, the reaction stream passed through a back-pressure regulator (8 bar) before being collected into a flask. The crude reaction mixture was diluted with H_2O and extracted with Et_2O (2 \times); the combined organic layers were dried (MgSO_4), filtered, and concentrated. The crude residue was finally purified by flash column chromatography (silica gel, hexane–EtOAc, 80:20) to afford **2h**.

Yield: 95 mg (0.42 mmol, 85%); white solid; mp 102 °C.

IR (ATR): 3078, 1703, 1429, 1393, 1345, 1120, 1044, 941, 798, 717, 614 cm^{-1} .

^1H NMR (300 MHz, CDCl_3): δ = 7.85 (dd, J = 5.4, 3 Hz, 2 H), 7.72 (dd, J = 5.7, 3 Hz, 2 H), 6.35 (d, J = 13.5 Hz, 1 H), 6.00 (dt, J = 13.2, 7.2 Hz, 1 H), 4.26 (dd, J = 6.3, 0.6 Hz, 2 H).

^{13}C NMR (75 MHz, CDCl_3): δ = 167.7, 134.3, 132.1, 126.9, 123.6, 123.5, 37.4.

HRMS (ESI): m/z [$M + \text{H}$] $^+$ calcd for $\text{C}_{11}\text{H}_9^{35}\text{ClNO}_2$: 222.0316; found: 222.0318.

(Z)-(2-Chlorovinyl)benzene (2i)

In an oven-dried 10 mL flask, (Z)-(2-iodovinyl)benzene (115 mg, 0.50 mmol), (\pm)-*trans*- N,N' -dimethylcyclohexane-1,2-diamine (16 μL , 0.10 mmol), and Aliquat 336[®] (457 μL , 1.00 mmol) were premixed in EtOH (1 mL) for 5 min. The resulting reaction mixture was pumped into the copper reactor at 120 °C for 120 min with a flow rate of 0.083 mL/min. Upon exiting the fourth flow reactor, the reaction stream passed through a back-pressure regulator (8 bar) before being collected into a flask. The crude reaction mixture was diluted with EtOAc, filtered through a plug of silica gel, and concentrated. The crude residue was finally purified by flash column chromatography (silica gel, pentane) to afford **2i**.

Yield: 54 mg (0.39 mmol, 79%); colorless oil.

IR (ATR): 3025, 1617, 1491, 1445, 1346, 926, 846, 772, 722, 689, 658 cm^{-1} .

^1H NMR (300 MHz, CDCl_3): δ = 7.67 (d, J = 7.2 Hz, 2 H), 7.41–7.29 (m, 3 H), 6.64 (d, J = 8.1 Hz, 1 H), 6.27 (d, J = 8.1 Hz, 1 H).

^{13}C NMR (75 MHz, CDCl_3): δ = 134.3, 129.4, 129.3, 128.4, 128.3, 117.7.

HRMS (EI): m/z [M] $^+$ calcd for $\text{C}_8\text{H}_7^{35}\text{Cl}$: 138.0231; found: 138.0239.

(Z)-1-(2-Chlorovinyl)-4-methylbenzene (2j)

In an oven-dried 10 mL flask, (Z)-(2-iodovinyl)-4-methylbenzene (122 mg, 0.50 mmol), (\pm)-*trans*- N,N' -dimethylcyclohexane-1,2-diamine (16 μL , 0.10 mmol), and Aliquat 336[®] (457 μL , 1.00 mmol) were premixed in EtOH (1 mL) for 5 min. The resulting reaction mixture was pumped into the copper reactor at 120 °C for 120 min with a

flow rate of 0.083 mL/min. Upon exiting the fourth flow reactor, the reaction stream passed through a back-pressure regulator (8 bar) before being collected into a flask. The crude reaction mixture was diluted with EtOAc, filtered through a plug of silica gel, and concentrated. The crude residue was finally purified by flash column chromatography (silica gel, pentane) to afford **2j**.

Yield: 66 mg (0.43 mmol, 86%); colorless oil.

IR (ATR): 2922, 1615, 1509, 1448, 1344, 1173, 1120, 856, 821, 786, 730, 694, 621 cm^{-1} .

^1H NMR (300 MHz, CDCl_3): δ = 7.57 (d, J = 8.1 Hz, 2 H), 7.18 (d, J = 8.1 Hz, 2 H), 6.60 (d, J = 8.1 Hz, 1 H), 6.21 (d, J = 8.1 Hz, 1 H), 2.36 (s, 3 H).

^{13}C NMR (75 MHz, CDCl_3): δ = 138.3, 131.5, 129.3, 129.3, 129.1, 116.8, 21.5.

HRMS (EI): m/z [M] $^+$ calcd for $\text{C}_9\text{H}_9^{35}\text{Cl}$: 152.0387; found: 152.0393.

(Z)-1-Chloro-3-(4-methoxyphenoxy)prop-1-ene (2k)

In an oven-dried 10 mL flask, (Z)-1-iodo-3-(4-methoxy)phenoxyprop-1-ene (152 mg, 0.50 mmol), (\pm)-*trans*- N,N' -dimethylcyclohexane-1,2-diamine (16 μL , 0.10 mmol), and Aliquat 336[®] (457 μL , 1.00 mmol) were premixed in EtOH (1 mL) for 5 min. The resulting reaction mixture was pumped into the copper reactor at 120 °C for 120 min with a flow rate of 0.083 mL/min. Upon exiting the fourth flow reactor, the reaction stream passed through a back-pressure regulator (8 bar) before being collected into a flask. The crude reaction mixture was diluted with EtOAc, filtered through a plug of silica gel, and concentrated. The crude residue was finally purified by flash column chromatography (silica gel, pentane–Et₂O, 98:2) to afford **2k**.

Yield: 94 mg (0.44 mmol, 88%); colorless oil.

IR (ATR): 2833, 1506, 1462, 1227, 1181, 1107, 1039, 823, 751, 700 cm^{-1} .

^1H NMR (300 MHz, CDCl_3): δ = 6.85 (s, 4 H), 6.23 (dt, J = 7.2, 1.8 Hz, 1 H), 6.05 (dt, J = 7.2, 1.5 Hz, 1 H), 4.72 (dd, J = 5.7, 1.8 Hz, 2 H), 3.77 (s, 3 H).

^{13}C NMR (75 MHz, CDCl_3): δ = 154.3, 152.4, 128.4, 120.7, 115.8, 114.8, 64.4, 55.7.

HRMS (EI): m/z [M] $^+$ calcd for $\text{C}_{10}\text{H}_{11}^{35}\text{ClO}_2$: 198.0442; found: 198.0452.

(Z)-1-Chloro-3-(tetrahydropyran-2-yloxy)prop-1-ene (2l)

In an oven-dried 10 mL flask, (Z)-1-iodo-3-(tetrahydropyran-2-yloxy)prop-1-ene (134 mg, 0.50 mmol), (\pm)-*trans*- N,N' -dimethylcyclohexane-1,2-diamine (16 μL , 0.10 mmol), and Aliquat 336[®] (457 μL , 1.00 mmol) were premixed in EtOH (1 mL) for 5 min. The resulting reaction mixture was pumped into the copper reactor at 120 °C for 120 min with a flow rate of 0.083 mL/min. Upon exiting the fourth flow reactor, the reaction stream passed through a back-pressure regulator (8 bar) before being collected into a flask. The crude reaction mixture was diluted with EtOAc, filtered through a plug of silica gel and concentrated. The crude residue was finally purified by flash column chromatography (silica gel, pentane–Et₂O, 80:20) to afford **2l**.

Yield: 71 mg (0.40 mmol, 80%); brown oil.

IR (ATR): 2942, 1634, 1454, 1351, 1201, 1156, 1120, 1070, 1029, 964, 906, 870, 815, 733, 683 cm^{-1} .

^1H NMR (300 MHz, CDCl_3): δ = 6.15 (dt, J = 7.2, 1.8 Hz, 1 H), 5.98 (app dd, J = 12.9, 6.3 Hz, 1 H), 4.65 (t, J = 3.6 Hz, 1 H), 4.41 (A of ABXY system, J = 13.3, 5.6, 1.7 Hz, 1 H), 4.26 (B of ABXY system, J = 13.3, 6.4, 1.6 Hz, 1 H), 3.88 (m, 1 H), 3.53 (m, 1 H), 1.88–1.47 (m, 6 H).

^{13}C NMR (75 MHz, CDCl_3): δ = 129.0, 120.1, 98.7, 62.9, 62.5, 30.7, 25.5, 19.6.

HRMS (ESI): m/z [M]⁺ calcd for C₈H₁₃³⁵ClO₂: 176.0599; found: 176.0609.

1-(*tert*-Butyldiphenylsiloxy)-2-chloroprop-2-ene (2m)

In an oven-dried 10 mL flask, 1-(*tert*-butyldiphenylsiloxy)-2-iodoprop-2-ene (211 mg, 0.50 mmol), (±)-*trans*-*N,N'*-dimethylcyclohexane-1,2-diamine (16 µL, 0.10 mmol), and Aliquat 336® (457 µL, 1.00 mmol) were premixed in DMSO (1 mL) for 5 min. The resulting reaction mixture was pumped into the copper reactor at 130 °C for 120 min with a flow rate of 0.083 mL/min. Upon exiting the fourth flow reactor, the reaction stream passed through a back-pressure regulator (8 bar) before being collected into a flask. The crude reaction mixture was diluted with H₂O and extracted with Et₂O (2×); the combined organic layers were dried (MgSO₄), filtered, and concentrated. The crude residue was finally purified by flash column chromatography (silica gel, pentane) to afford **2m**.

Yield: 76 mg (0.23 mmol, 47%); colorless oil.

IR (ATR): 2931, 2857, 1647, 1472, 1427, 1111, 1089, 885, 824, 738, 700, 613 cm⁻¹.

¹H NMR (300 MHz, CDCl₃): δ = 7.71–7.64 (m, 4 H), 7.49–7.36 (m, 6 H), 5.66 (d, *J* = 1.5 Hz, 1 H), 5.34 (d, *J* = 1.5 Hz, 1 H), 4.18 (t, *J* = 1.5 Hz, 2 H), 1.09 (s, 9 H).

¹³C NMR (75 MHz, CDCl₃): δ = 140.0, 135.6, 133.1, 130.1, 128.0, 110.9, 66.3, 26.9, 19.4.

HRMS (EI): m/z [M]⁺ calcd for C₁₉H₂₃³⁵ClOSi: 330.1201; found: 330.1211.

Funding Information

This research was supported by the Fonds pour la formation à la Recherche dans l'Industrie et dans l'Agriculture (F.R.I.A., graduate fellowship to A.N.), the Natural Science and Engineering Research Council of Canada (NSERC) under the CREATE Training Program in Continuous Flow Science (CREATE 449307-2014), and the 'G-3 des universités francophones' (Chimie en flux continu et catalyse - C3F).

Supporting Information

Supporting information for this article is available online at <https://doi.org/10.1055/s-0037-1610398>.

References

- (1) For representative examples, see: (a) Takai, K.; Nitta, K.; Utimoto, K. *J. Am. Chem. Soc.* **1986**, *108*, 7408. (b) Stork, G.; Zhao, K. *Tetrahedron Lett.* **1989**, *30*, 2173. (c) Kawaguchi, S.-i.; Ogawa, A. *Org. Lett.* **2010**, *12*, 1893. (d) Chan, T. H.; Fleming, I. *Synthesis* **1979**, 761. (e) Stamos, D. P.; Taylor, A. G.; Kishi, Y. *Tetrahedron Lett.* **1996**, *37*, 8647. (f) Arefolov, A.; Langille, N. F.; Panek, J. S. *Org. Lett.* **2001**, *3*, 3281. (g) Ildardi, E. A.; Stivala, C. E.; Zakarian, A. *Org. Lett.* **2008**, *10*, 1727. (h) Jung, M.; Light, L. A. *Tetrahedron Lett.* **1982**, *23*, 3851. (i) Darwish, A.; Chong, J. M. *Tetrahedron* **2012**, *68*, 654. (j) Das, J. P.; Sujit, R. J. *Org. Chem.* **2002**, *67*, 7861. (k) Kulbitski, K.; Nisnevich, G.; Gandelman, M. *Adv. Synth. Catal.* **2011**, *353*, 1438.
- (2) For representative examples, see: (a) Williams, D. R.; Nishitani, K.; Bennett, W.; Sit, S. Y. *Tetrahedron Lett.* **1981**, *22*, 3745. (b) Miller, R. B.; McGarvey, G. J. *Org. Chem.* **1978**, *43*, 4424. (c) Barluenga, J.; Moriel, P.; Aznar, F.; Valdes, C. *Adv. Synth. Catal.* **2006**, *348*, 347. (d) Bull, J. A.; Mousseau, J. J.; Charette, A. B. *Org. Lett.* **2008**, *10*, 5485. (e) Telvekar, V. N.; Takale, B. S. *Tetrahedron Lett.* **2011**, *52*, 2394.
- (3) For recent reviews on aromatic and vinylic Finkelstein reactions, see: (a) Sheppard, T. D. *Org. Biomol. Chem.* **2009**, *7*, 1043. (b) Evano, G.; Nitelet, A.; Thilmany, P.; Dewez, D. F. *Front. Chem.* **2018**, *6*, 114.
- (4) (a) Nitelet, A.; Evano, G. *Org. Lett.* **2016**, *18*, 1904. (b) Nitelet, A.; Jouvin, K.; Evano, G. *Tetrahedron* **2016**, *72*, 5972.
- (5) (a) Newman, S. G.; Jensen, K. F. *Green Chem.* **2013**, *15*, 1456. (b) Gutmann, B.; Kappe, C. O. *J. Flow Chem.* **2017**, *7*, 65. (c) Morse, P. D.; Beingsner, R. L.; Jamison, T. F. *Isr. J. Chem.* **2017**, *57*, 218. (d) Plutschack, M. B.; Pieber, B.; Gilmore, K.; Seeberger, P. H. *Chem. Rev.* **2017**, *117*, 11796. (e) Wirth, T. *Angew. Chem. Int. Ed.* **2017**, *56*, 682.
- (6) (a) Bogdan, A. R.; Sach, N. W. *Adv. Synth. Catal.* **2009**, *351*, 849. (b) Ceylan, S.; Klande, T.; Vogt, C.; Friese, C.; Kirschning, A. *Synlett* **2010**, 2009. (c) Bogdan, A. R.; James, K. *Org. Lett.* **2011**, *13*, 4060. (d) Zhang, Y.; Jamison, T. F.; Patel, S.; Mainolfi, N. *Org. Lett.* **2011**, *13*, 280. (e) Tan, L.-M.; Sem, Z.-Y.; Chong, W.-Y.; Liu, X.; Hendra; Kwan, W. L.; Lee, C.-L. K. *Org. Lett.* **2013**, *15*, 65. (f) Cyr, P.; Charette, A. B. *Synlett* **2014**, *25*, 1409. (g) Bao, J.; Tranmer, G. K. *Chem. Commun.* **2015**, *51*, 3037. (h) Nuyts, K.; Ceulemans, M.; Parac-Vogt, T. N.; Bultynck, G.; De Borggraeve, W. M. *Tetrahedron Lett.* **2015**, *56*, 1687.
- (7) Chen, M.; Ichikawa, S.; Buchwald, S. L. *Angew. Chem. Int. Ed.* **2015**, *54*, 263.
- (8) For representative contributions, see: (a) Coste, A.; Karthikeyan, G.; Couty, F.; Evano, G. *Angew. Chem. Int. Ed.* **2009**, *48*, 4381. (b) Coste, A.; Couty, F.; Evano, G. *Org. Lett.* **2009**, *11*, 4454. (c) Jouvin, K.; Couty, F.; Evano, G. *Org. Lett.* **2010**, *12*, 3272. (d) Evano, G.; Tadiparthi, K.; Couty, F. *Chem. Commun.* **2011**, *47*, 179. (e) Laouiti, A.; Rammah, M. M.; Rammah, M. B.; Marrot, J.; Couty, F.; Evano, G. *Org. Lett.* **2012**, *14*, 6. (f) Jouvin, K.; Bayle, A.; Legrand, F.; Evano, G. *Org. Lett.* **2012**, *14*, 1652. (g) Pradal, A.; Evano, G. *Chem. Commun.* **2014**, *50*, 11907. (h) Theunissen, C.; Wang, J.; Evano, G. *Chem. Sci.* **2017**, *8*, 3465.
- (9) For representative contributions, see: (a) Lebel, H.; Piras, H.; Borduy, M. *ACS Catal.* **2016**, *6*, 1109. (b) Rullière, P.; Cyr, P.; Charette, A. B. *Org. Lett.* **2016**, *18*, 1988. (c) Audubert, C.; Gamboa Marin, O. J.; Lebel, H. *Angew. Chem. Int. Ed.* **2017**, *56*, 6294. (d) Audubert, C.; Lebel, H. *Org. Lett.* **2017**, *19*, 4407. (e) Lévesque, E.; Laporte, S. T.; Charette, A. B. *Angew. Chem. Int. Ed.* **2017**, *56*, 837. (f) Rullière, P.; Benoit, G.; Allouche, E. M. D.; Charette, A. B. *Angew. Chem. Int. Ed.* **2018**, *57*, 5777. (g) Sayes, M.; Benoit, G.; Charette, A. B. *Angew. Chem. Int. Ed.* **2018**, *57*, 13514.
- (10) Matsuda, T.; Suzuki, K.; Miura, N. *Adv. Synth. Catal.* **2013**, *355*, 3396.