

Recent Developments in Polyene Cyclizations and Their Applications in Natural Product Synthesis

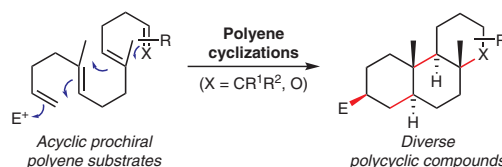
Anthony G. M. Barrett* 

Tsz-Kan Ma

Thomas Mies

Department of Chemistry, Imperial College London, Molecular Sciences Research Hub, White City Campus, Wood Lane, London, W12 0BZ, UK
agmb@ic.ac.uk

Published as part of the 50 Years SYNTHESIS – Golden Anniversary Issue



Received: 15.10.2018

Accepted: 18.10.2018

Published online: 15.11.2018

DOI: 10.1055/s-0037-1610382; Art ID: ss-2018-z0694-sr

License terms: 


Abstract Cascade polyene cyclization reactions are highly efficient and elegant bioinspired transformations that involve simultaneous multiple bond constructions to rapidly generate complex polycyclic molecules. This review summarizes the most prominent work on a variety of cationic and radical cascade cyclizations and their applications in natural product synthesis published between 2014 and 2018.

- 1 Introduction
- 2 Cationic Polyene Cyclizations
 - 2.1 Lewis Acid Mediated Polyene Cyclizations
 - 2.2 Brønsted Acid Mediated Polyene Cyclizations
 - 2.3 Halogen Electrophile Initiated Polyene Cyclizations
 - 2.4 Sulfur Electrophile Initiated Polyene Cyclizations
 - 2.5 Transition-Metal-Mediated Cationic Polyene Cyclizations
- 3 Radical Polyene Cyclizations
 - 3.1 Transition-Metal-Mediated Radical Polyene Cyclizations
 - 3.2 Photocatalyst-Mediated Polyene Cyclizations
- 4 Origin of Stereocontrol in Polyene Cyclizations
- 5 Conclusion

Key words polyene cyclization, cascade reaction, carbon–carbon bond formation, natural products, total synthesis

1 Introduction

Biomimetic strategies are powerful methods in natural product synthesis since they can provide concise methods for the elaboration of structurally complex molecules from significantly simpler precursors. Polyene cyclizations are recognized as unique and efficient ways to build structural complexity from acyclic molecules via concerted and stereocontrolled C–C bond formations. In 1955, Stork and Eschenmoser independently published a hypothesis rationalizing the stereoelectronic aspects that underpin the stereochemical outcomes of polyene cyclizations, which immediately encouraged further studies on these types of



Anthony G. M. Barrett received his Ph.D. at Imperial College London with Professor Sir Derek H. R. Barton. He has held faculty positions at Imperial College London, Northwestern University, and Colorado State University. He is currently Glaxo Professor of Organic Chemistry and the Sir Derek Barton Professor of Synthesis at Imperial College London.

Tsz-Kan Ma received his M.Sc. in Chemistry with Medicinal Chemistry at Imperial College, where he is also undertaking his Ph.D. studies.

Thomas Mies received his B.Sc. degree in Chemistry and Biochemistry from the Ludwig Maximilian University of Munich. After graduating from Imperial College (IC) with an M.Res. degree in Chemical Biology, he's now undertaking his Ph.D. at IC.

transformations.¹ In 1968 and 1975, pioneering research on the biomimetic syntheses of steroids was reported by Johnson² and van Tamelen,³ both of whom demonstrated the profound synthetic power of polyene cyclizations in natural product total synthesis.

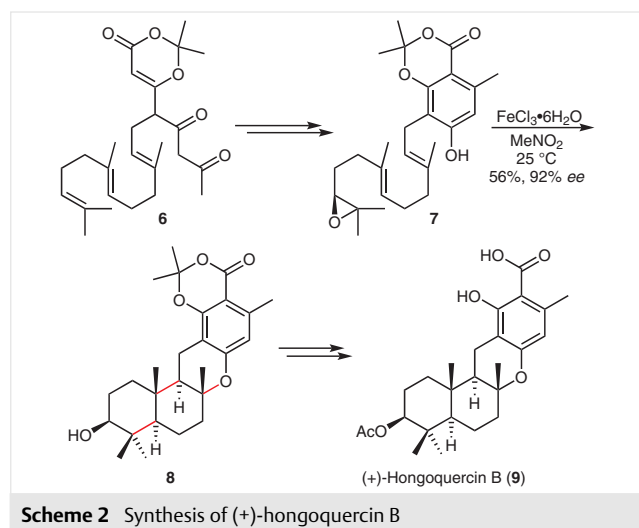
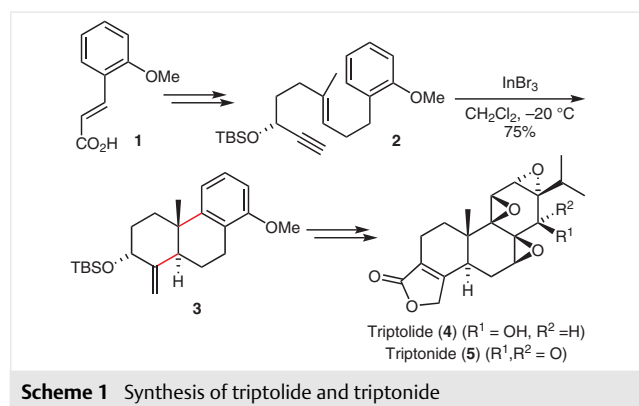
Inspired by these revolutionary investigations into the use of polyene cyclizations in organic synthesis, considerable advancements have been achieved in the past several decades to improve the efficiency of this biomimetic process, develop novel creative variants of the cyclization processes, as well as invent novel chiral reagents and catalysts to induce highly enantioselective and regioselective cyclizations, with comparable selectivity to the enzyme-controlled cyclizations in nature.⁴ Snyder, Gagné, Anderson, and Sarlah previously reviewed this topic from 2000 to 2016.⁴ The aim of this review is to provide an updated over-

view of cascade polyene cyclizations and their applications toward natural product synthesis from 2014 to 2018. These cyclization processes are first divided mechanistically into cationic and radical pathways and are further subcategorized according to the mode of activation.

2 Cationic Polyene Cyclizations

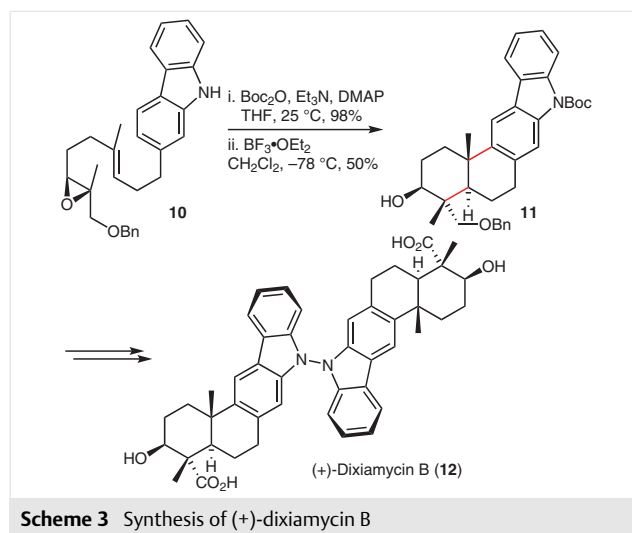
2.1 Lewis Acid Mediated Polyene Cyclizations

In 2014, Li and co-workers reported the synthesis of antitumor and anti-inflammatory natural products triptolide (**4**), triptonide (**5**), and related analogues which utilized a series of metal-mediated reactions (Scheme 1).⁵ Functionalization of carboxylic acid **1** provided alkyne **2**. The subsequent key step involved an indium bromide mediated polyene cyclization, which was originally developed by Corey and co-workers,⁶ to furnish the *trans*-fused ring framework **3** (75%).



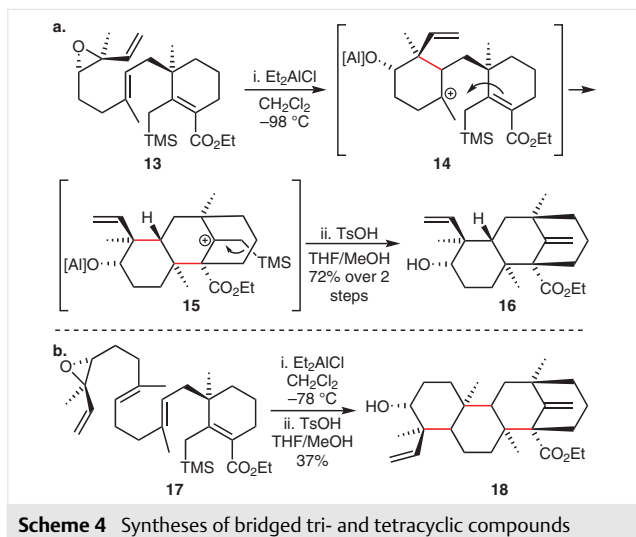
The Barrett group has applied a dual biomimetic approach to the synthesis of (+)-hongoquercin B (**9**) by successive polyketide and polyene cascade cyclizations (Scheme 2).⁷ Cyclo-aromatization of β,δ -diketo-dioxinone **6** and subsequent enantioselective epoxidation provided resorcyate **7**. Reaction of resorcyate **7** with iron(III) chloride hexahydrate catalyzed polyene cyclization to provide the meroterpenoid **8** (56%, 92% ee) as a single diastereomer and demonstrated that the single epoxide stereocenter controlled the resulting five stereocenters formed during this transformation.

In the synthesis of atropisomeric indoloterpenoid natural product (+)-dixiamycin B (**12**), the Baran group utilized a boron trifluoride–diethyl ether complex mediated cyclization of epoxide **10** into alcohol **11** as the key step to furnish the pentacyclic core (Scheme 3).⁸ It was observed that the *N*-protection with Boc_2O was essential in order to suppress the formation of undesired isomers during polyene cyclization, thereby enhancing the yield of alcohol **11**.



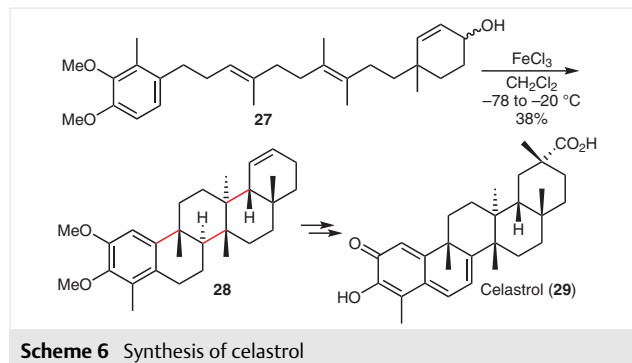
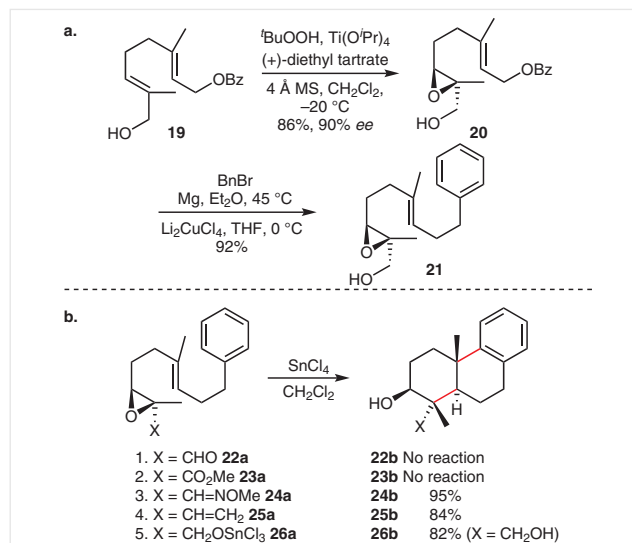
While polyene cyclization reactions are often used in the synthesis of fused polycyclic ring systems, their use in the construction of bridged polycyclic ring systems was only recently, in 2015, explored by Nakamura and co-workers (Scheme 4).⁹ Exposure of epoxyallylsilane **13** to diethylaluminum chloride resulted in polyene cyclization via carbocation intermediates **14** and **15** to produce bridged tricyclic compound **16** (72%) after hydrolysis. Tetracyclic product **18** (37%) was also obtained under the same conditions from epoxyallylsilane **17**.

A systematic study of using functionalized unsaturated oxiranes in Lewis acid mediated polyene cyclization was published by Corey and co-workers, providing valuable insight into the electronic effects of neighboring substituents in epoxide initiated cationic π -cyclizations (Scheme 5).¹⁰



Enantiomerically enriched epoxy alcohol **21** was efficiently prepared from alcohol **19** via enantioselective Katsuki–Sharpless epoxidation to give epoxide **20** (86%, 90% ee). Further derivatization of epoxy alcohol **21** gave functionalized oxiranes **22a–26a**. It was found that aldehyde **22a** (Scheme 5b, entry 1) and ester **23a** (Scheme 5b, entry 2) were unreactive when exposed to tin(IV) chloride. It is postulated that chelation of tin(IV) chloride by the epoxide and carbonyl groups did not facilitate cyclization, but prevent it from occurring as the carbonyl group becomes electron deficient, inhibiting the heterolysis of the oxirane α -C–O bond. In contrast, reaction of methoxime **24a** (Scheme 5b, entry 3) with tin(IV) chloride resulted in polyene cyclization to give tricyclic product **24b** (95%), which could be explained by the electron-donating nature of the methoxy group, favoring the heterolytic fission of the oxirane α -C–O bond. Vinyl-oxirane **25a** (Scheme 5b, entry 4) was also smoothly cyclized to provide the tricyclic product **25b** (84%) on reaction with tin(IV) chloride. This result demonstrates that substitution on the epoxide may facilitate the Lewis acid activation of the epoxide moiety; the resulting polyene cyclization is assisted by the π -electron-donating nature of its substituent. Furthermore, it was found that conversion of epoxide alcohol **21** into alkoxytrichlorostannane complex **26a** (Scheme 5b, entry 5) also facilitated epoxide activation by covalently attaching a Lewis acid to the substrate, thereby leading to tricyclic diol **26b** (82%) on destannylation work-up.

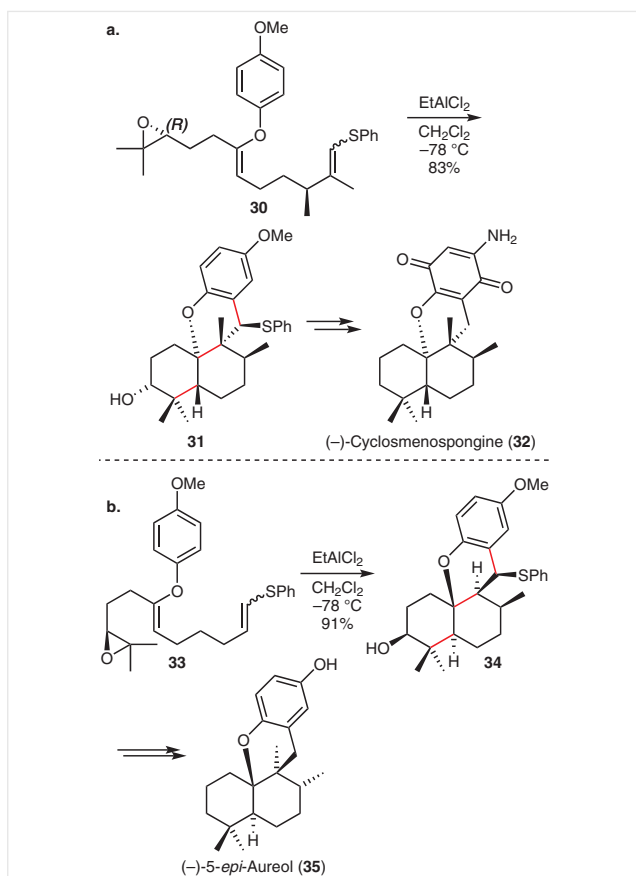
Celastroid natural products have a range of promising biological activities and are being studied in clinical trials. Seigel and co-workers reported the first total synthesis of celastrol (**29**) which utilized polyene cyclization as the key step to elaborate the pentacyclic core (Scheme 6).¹¹ Iron(III) chloride catalyzed polyene cyclization of allylic alcohol **27** produced pentacyclic alkene **28** (38%) on a gram scale. The use of tin(IV) chloride for this cyclization was less efficient,



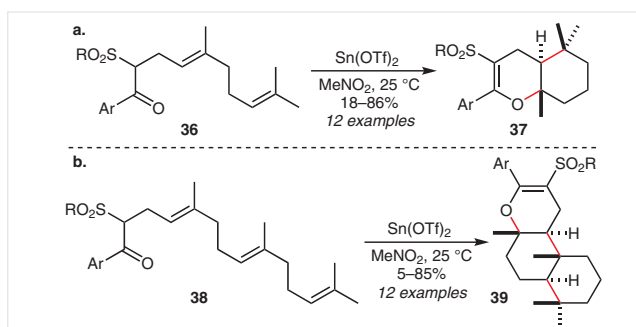
producing alkene **28** only in 15% yield. Further manipulation of alkene **28** was used to complete the total synthesis of celastrol (**29**) in 31 steps overall.

The marine natural product (–)-cyclosmenospongine (**32**) is a tetracyclic meroterpenoid which was synthesized by Magauer and co-workers using polyene cyclizations (Scheme 7).¹² The approach featured an unprecedented stepwise non-biomimetic polyene cyclization of an aryl enol ether **30** catalyzed by ethylaluminum dichloride as the Lewis acid. This led to the closure of three rings with excellent control of four stereocenters on a gram scale to yield alcohol **31** (83%) as a single diastereomer. Excellent stereoselectivity was observed due to the transition state governed by the double-bond geometry of the enol ether, thio-enol ether, and epoxide. Utilizing the same strategy, (–)-5-*epi*-aureol (**35**) was also synthesized via alcohol **34** (91%), which was prepared from aryl enol ether **33**.¹⁰

Chang and co-workers reported that tin(II) triflate catalyzed the polyene cyclization of β -keto sulfones (Scheme 8).¹³ It was found that this Lewis acid could catalyze the cy-



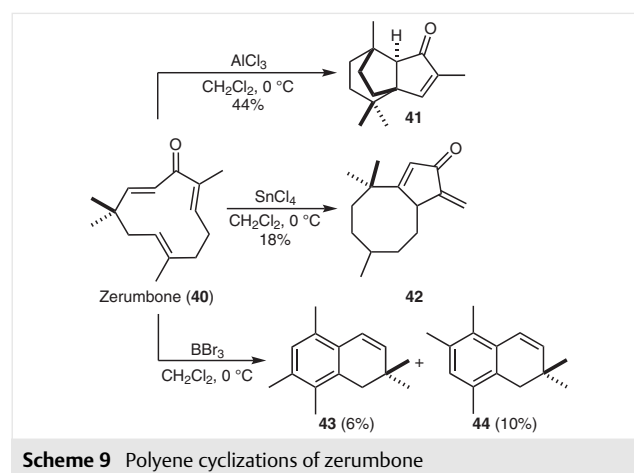
Scheme 7 Synthesis of (-)-cyclosmenospongine and (-)-5-epi-aureol

Scheme 8 Bi- and tricyclization reactions of β -keto sulfones

clization of β -keto sulfones **36** and **38**, which were derived from geranyl bromide and farnesyl bromide, to give bi- and tricyclic sulfonyl dihydropyrans **37** and **39**, respectively, as ambrox analogues via six-membered chairlike conformations.

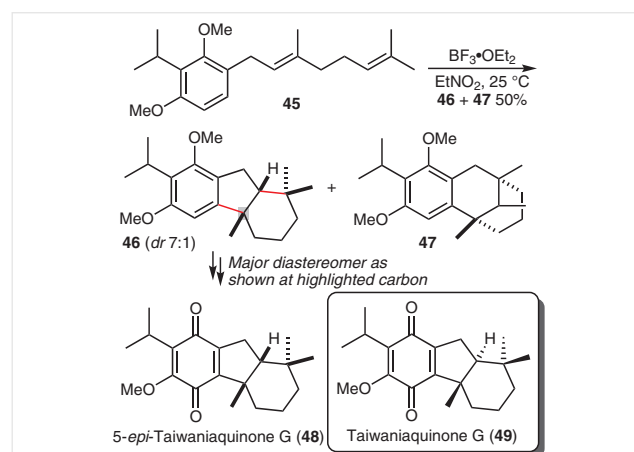
Electrophilic polyene cyclization of zerumbone (**40**), an isoprenoid, via carbonyl activation was reported by Appendino and co-workers (Scheme 9).¹⁴ Carbonyl activation of zerumbone (**40**) with electrophilic reagents resulted in a Nazarov-type polyene cyclization, leading to the formation

of a variety of cyclized products after intramolecular rearrangement. Zerumbone (**40**) is very stable towards mineral acids, but undergoes intramolecular cyclizations upon treatment with a variety of Lewis acids. Reaction of zerumbone (**40**) with aluminum trichloride resulted in the formation of the racemic tricyclic enone **41** (44%), featuring a 5/5/7 ring system as a single product along with recovered starting material. On the other hand, bicyclic dienone **42** (18%) was formed via tin(IV) chloride mediated cyclization. Furthermore, upon treatment of zerumbone (**40**) with boron tribromide, a mixture of isomeric hydrocarbons **43** (6%) and **44** (10%) were formed following a series of rearrangements reactions.



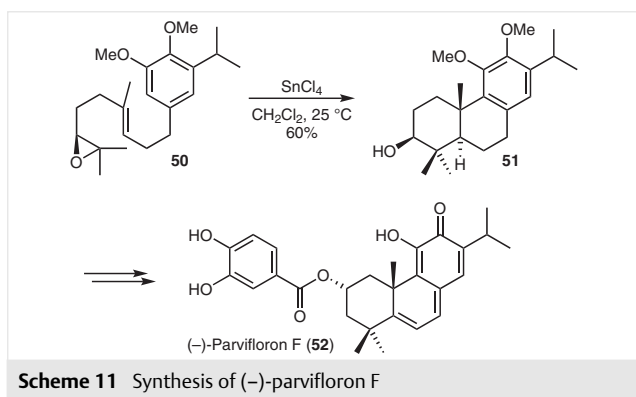
Scheme 9 Polyene cyclizations of zerumbone

McErlean and co-workers reported the first total synthesis of 5-*epi*-taiwaniaquinone G (**48**) via Lewis acid catalyzed polyene cyclization (Scheme 10).¹⁵ Taiwaniaquinone G (**49**) is a diterpene containing a 6/5/6 *trans*-fused ring system. It was envisioned that Lewis acid mediated polyene cyclization of geranylbenzene **45** would lead to the formation of the desired *trans*-fused 5/6 ring system. Surprising-

Scheme 10 Synthesis of (\pm)-5-*epi*-taiwaniaquinone G

ly, boron trifluoride–diethyl ether complex induced cationic cyclization led to the formation of a mixture of tricyclic products **46** and **47** in 50% combined yield, in which the *cis*-fused 5/6 ring system of tricyclic intermediate **46** was the major diastereomer (dr 7:1). The observed diastereoselectivity was further investigated by a computational study incorporating a conductor-like polarizable continuum model, which led to the conclusion that the observed selectivity was due to steric interactions that destabilized the transition state leading to the *trans*-configured diastereomer.

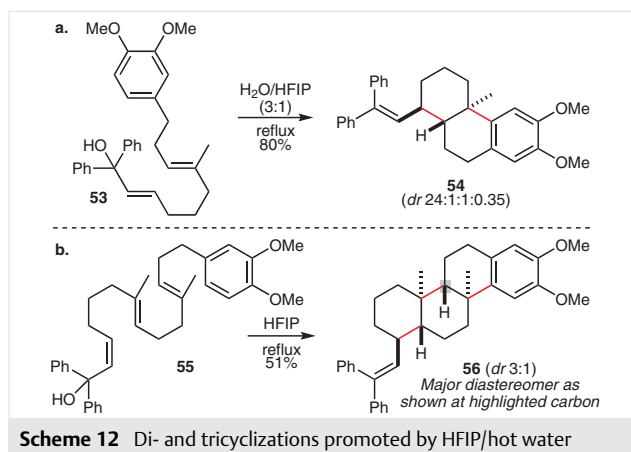
(–)-Parvifloron F (**52**) was found to be a valuable abietane diterpene that exhibits multiple biological activities such as antibacterial and antiproliferative activity against several human tumor cell lines.¹⁶ Nakagawa-Goto and co-workers achieved the first total synthesis of (–)-parvifloron F (**52**), which utilized tin(IV) chloride mediated polyene cyclization of epoxide **50** to give alcohol **51** (60%), furnishing the tricyclic core of the natural product (Scheme 11).



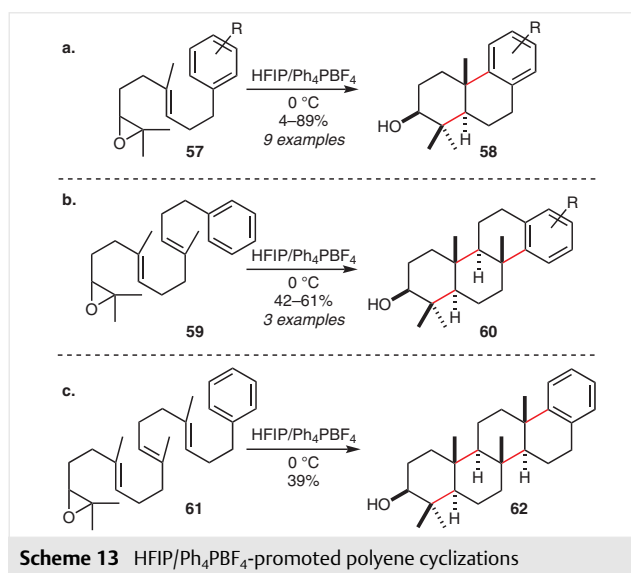
2.2 Brønsted Acid Mediated Polyene Cyclizations

Polyfunctionalized benzhydryl alcohols were found to be able to undergo S_N1 -type ionization thereby triggering polyene cyclization promoted by hot water and 1,1,1,3,3,3-hexafluoropropan-2-ol (HFIP) as a mildly acidic catalyst (Scheme 12).¹⁷ Stable carbocations, generated from such electron-rich benzylic alcohols by water, react with carbon, sulfur, and nitrogen nucleophiles in aqueous conditions. Qu and co-workers discovered that allylic alcohol **53** underwent polyene cyclization in a 3:1 mixture of refluxing water and HFIP to form octahydrophenanthrene product **54** (80%, dr 24:1:1:0.35) with excellent diastereoselectivity. Equivalent tricyclization of allylic alcohol **55** gave tetracycle **56** (51%, dr 3:1) in higher yield and with better diastereoselectivity when the reaction was performed in neat HFIP.

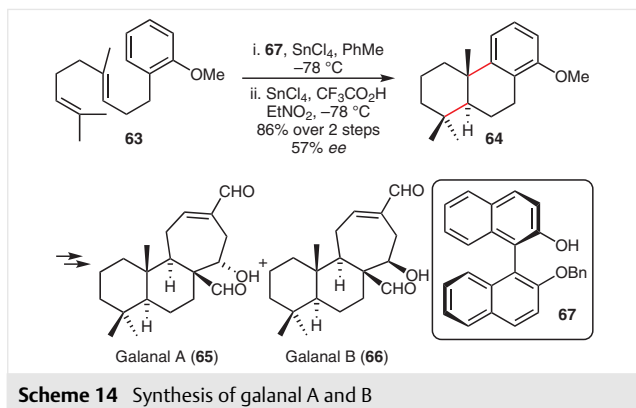
Further studies by the Qu group discovered that HFIP could act as a Brønsted acid ($pK_a = 9.3$) catalyst to promote epoxide initiated cationic π -cyclizations (Scheme 13).¹⁸ The addition of tetraphenylphosphonium tetrafluoroborate enhanced the rate of reaction presumably due to trace amounts of hydrogen fluoride generated by tetrafluorobo-



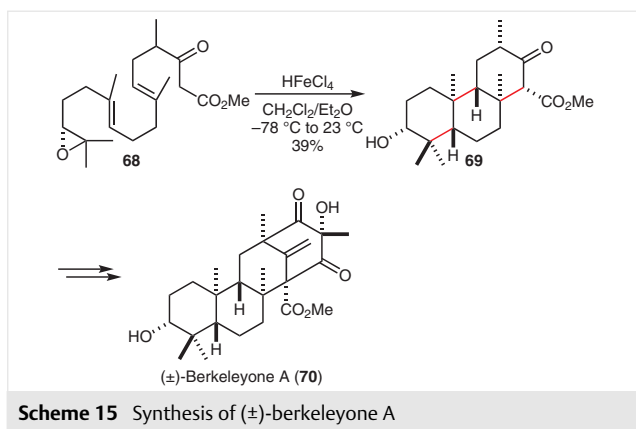
rate anion solvolysis in HFIP. Therefore, the reaction medium acted as both Brønsted acid and solvent to promote epoxides **57**, **59**, and **61** to undergo di-, tri-, and tetracyclizations rapidly to yield polycyclic compounds **58**, **60**, and **62**, respectively.



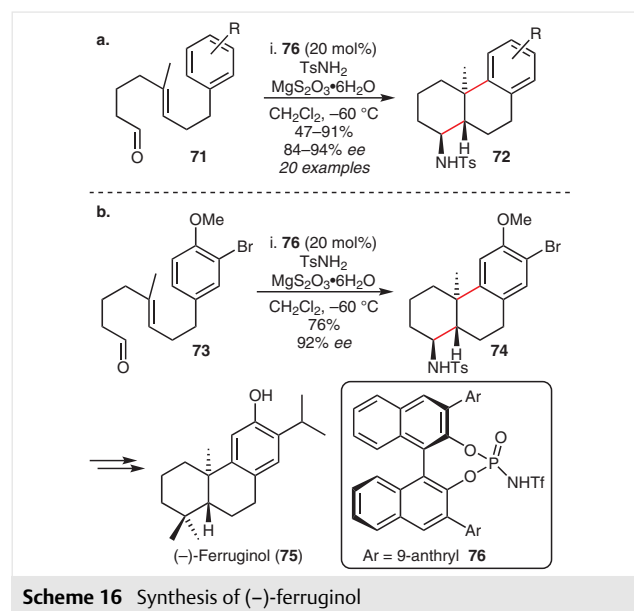
Following the pioneering work on Lewis acid assisted chiral Brønsted acid (chiral LBA) mediated polyene cyclization from the Yamamoto and Corey groups,¹⁹ Chein and co-workers reported an enantioselective polyene cyclization of 2-(homogeranyl)anisole **63** with the BINOL derivative **67** and tin(IV) chloride *en route* to galanal A (**65**) and B (**66**) (Scheme 14).²⁰ Enantioselective protonation with the complex tin(IV) chloride-**67** provided a mixture of tricyclic compound **64** along with monocyclized products as the major components. Subsequent exposure of the mixture to tin(IV) chloride and trifluoroacetic acid provided octahydrophenanthrene **64** (86% over 2 steps, 57% ee) as the key intermediate, which was converted into galanal A (**65**) and B (**66**).



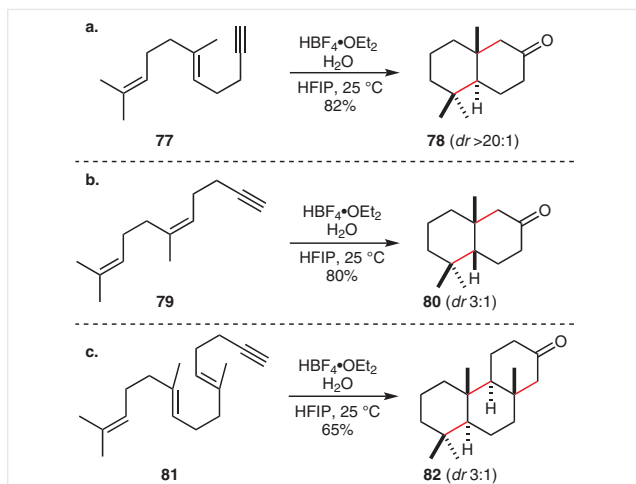
Meroterpenoid berkeleyone A (**70**), which is produced by a fungus *Penicillium rubrum*, inhibits caspase-1, a protein associated with Alzheimer's and Parkinson's diseases. Newhouse and co-workers reported a 13-step total synthesis of (\pm)-berkeleyone A (**70**) utilizing a Brønsted acid mediated epoxy-diene polyene cyclization as the key step to form the tricyclic framework (Scheme 15).²¹ While most epoxide-initiated polyene cyclizations are activated with Lewis acids, the desired polyene cyclization of epoxide **68** required a Brønsted acid to facilitate the carbon-based nucleophilic attack of the β -keto ester moiety to terminate the cyclization. After extensive screening of Lewis and Brønsted acids promoters for the polyene cyclization of epoxide **68** to alcohol **69**, it was found that the yellow ether solvated complex of HFeCl_4 , prepared in situ by reaction of iron(III) chloride in CH_2Cl_2 with anhydrous hydrogen chloride in diethyl ether, was the best promoter for the desired polyene cyclization to form alcohol **69** (39%). This led to the formation of three C–C bonds and generated six stereogenic centers to furnish the majority of the berkeleyone scaffold. Control experiments showed that the active Brønsted acid $[\text{FeCl}_4]^-$ anion was superior to either iron(III) chloride or anhydrous hydrogen chloride alone.



Zhao and co-workers developed a chiral Brønsted acid *N*-phosphoramidate from BINOL that catalyzed enantioselective polyene cyclization via protonation (Scheme 16).²² This methodology focused on the protonation of an imine to produce an iminium ion as initiator for the polyene cyclization. It was found that *N*-phosphoramidate **76** provided optimal enantioselectivity and addition of magnesium thio-sulfate hexahydrate improved the reaction rate with enhanced enantioselectivity at $-60\text{ }^\circ\text{C}$. A broad range of substituted arenes are compatible as terminating nucleophiles under the reaction conditions. Furthermore, its application was showcased in the first total synthesis of (–)-ferruginol (**75**), the enantiomer of diterpene natural product (+)-ferruginol which has antifungal, antimicrobial, antitumor, and anti-inflammatory activities. The *N*-phosphoramidate **76** catalyzed enantioselective protonation of the resulting imine derived from aldehyde **73** with 4-toluene-sulfonamide, which was utilized as the key step to induce polyene cyclization, forming the dicyclized intermediate **74** for the total synthesis of (–)-ferruginol (**75**).

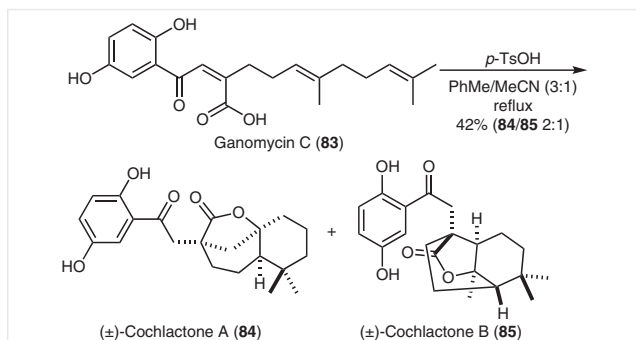


A new protocol for the synthesis of cyclohexanones developed by Rodríguez and co-workers,²³ was extended to the cationic polyene cyclization of polyenyne (Scheme 17). Tetrafluoroboric acid acts as the promoter for the cyclization, employing HFIP as the solvent. The reaction was initiated by alkene protonation and terminated by trapping the final alkenyl cation with water. Three different polyenyne derived from geraniol **77**, nerol **79**, and farnesol **81** were cyclized to provide ketones **78** (82%, dr >20:1), **80** (80%, dr 3:1), and **82** (65%, dr 3:1), respectively.

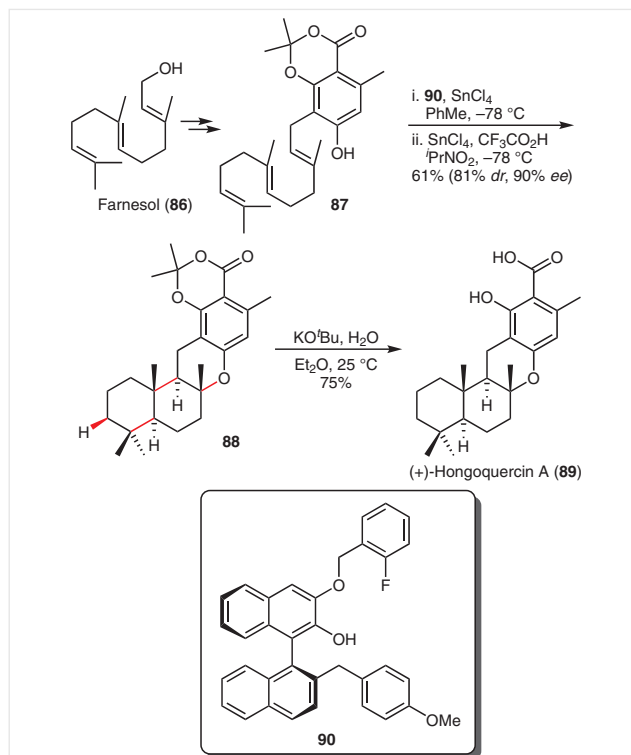


Scheme 17 Cationic polyene cyclizations

Qiu and co-workers have isolated new natural meroterpenoids (\pm)-coch lactone A (**84**) and B (**85**) that display anti-inflammatory activities (Scheme 18).²⁴ It was postulated that the possible biogenetic pathway for coch lactone A (**84**) could be from ganomycin C (**83**) by acid-catalyzed cyclization. After optimization of the reaction conditions, it was found that exposure of ganomycin C (**83**) to *p*-toluenesulfonic acid resulted in polyene cyclization, thereby producing a product mixture containing (\pm)-coch lactone A (**84**) and B (**85**) (42% combined yield) in 2:1 ratio.

Scheme 18 Synthesis of (\pm)-coch lactone A and B

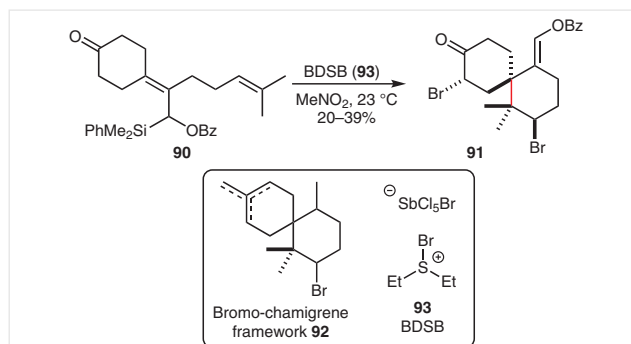
By utilizing sequential biomimetic polyketide and polyene cyclizations, the Barrett group completed a concise 6 step synthesis of (+)-hongoquercin A (**89**) (Scheme 19).^{7b} A farnesol (**86**)-derived resorcyate **87** was protonated enantioselectivity and regioselectively at the terminal alkene to promote polyene cyclization with tin(IV) chloride-**90**, developed by the Yamamoto group as a Lewis acid enhanced Brønsted acid,^{19e} thereby producing meroterpenoid **88** (61%, 81% dr, 90% ee). Subsequent saponification of meroterpenoid **88** was used to complete the synthesis of (+)-hongoquercin A (**89**) (75%).



Scheme 19 Synthesis of (+)-hongoquercin A

2.3 Halogen Electrophile Initiated Polyene Cyclizations

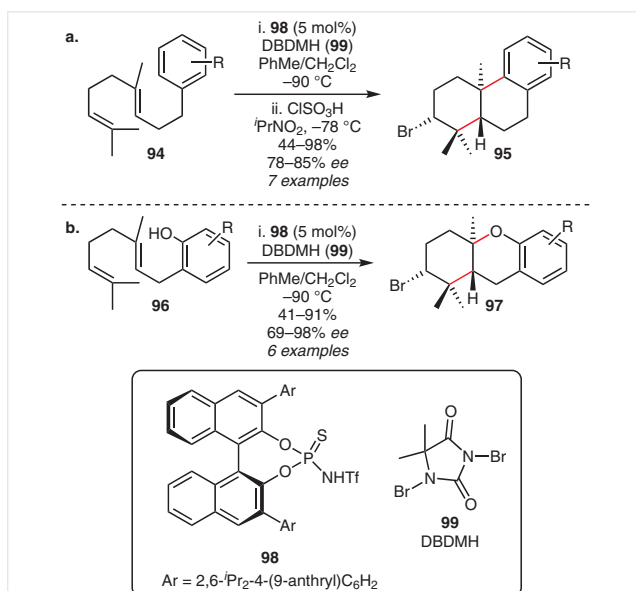
In 2009, the Snyder group invented bromodiethylsulfonium bromopentachloroantimonate ($\text{Et}_2\text{SBr}^+\text{SbCl}_5\text{Br}^-$, BDSB, **93**), which was shown to be an efficient reagent to induce bromonium ion mediated polyene cyclizations and electrophilic aromatic substitution reactions.²⁵ Recent findings by the Snyder group further demonstrated its ability to mediate the cyclization of alkene **90** to produce the spiro[5.5]undecane derivative **91** via bromonium-induced polyene cyclization accompanied by regio- and stereoselective α -bromination of the ketone functionality (Scheme 20).²⁶



Scheme 20 Bromonium-mediated polyene cyclization for the synthesis of the chamigrene framework

Spirocycle **91** possesses the essential framework of bromochamigrene **92**, which could provide access to the chamigrene family of natural products.

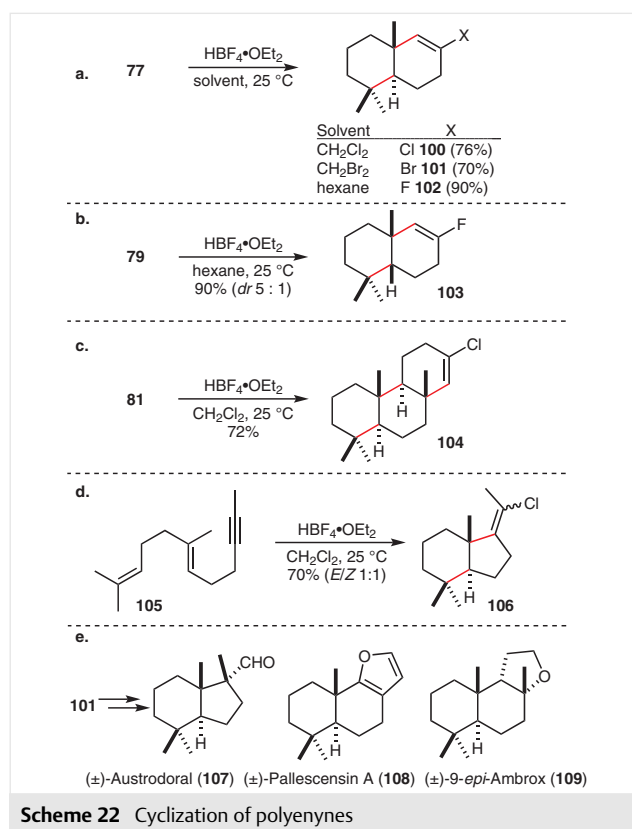
The first reported catalytic enantioselective bromonium-mediated polyene cyclization was developed by the Yamamoto group (Scheme 21).²⁷ This reaction was catalyzed by a chiral thiophosphoramidate **98** and employed 1,3-dibromo-5,5-dimethylhydantoin (DBDMH, **99**) as an electrophilic bromine source. Enantioselective bromocyclization of geranylbenzenes **94** provided a mixture of fully and partially cyclized products. Subsequent treatment of the reaction mixture with chlorosulfonic acid promoted the final cyclization of the partially cyclized products to give bromides **95**. On the other hand, bromocyclization of geranylphenols **96** under the same conditions provided fully cyclized bromides **97** as single diastereomers with excellent enantioselectivities without additional treatment with chlorosulfonic acid.



Scheme 21 Catalytic enantioselective bromonium ion mediated polyene cyclizations

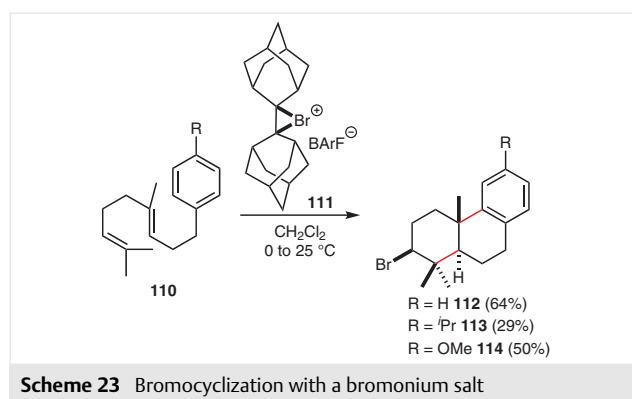
Rodríguez, Fañanás, and co-workers reported an acid-mediated cationic cyclization of polyenyne to form halogen-containing polycyclic compounds (Scheme 22).²⁸ Protonation of the alkene functionality of enyne **77** by tetrafluoroboric acid induced a cationic polyene cyclization which was terminated by the alkyne group to form an intermediate alkenyl cation that reacted with a halide source. It was observed that the dienyne **77** cyclized to give the corresponding chloride **100** (76%), bromide **101** (70%), or fluoride **102** (90%) when the halogenated solvent used in the reaction was changed to dichloromethane, dibromomethane, or hexane. While a geraniol-derived dienyne gave the *trans*-fused compounds **100–102** exclusively, *cis*-fused compound **103** was obtained diastereoselectively from ne-

rol-derived dienyne **79**. Furthermore, cyclization with substrate **105** containing an internal alkyne produced an indane derivative **106** (70%) as a mixture of geometric isomers. It is important to note that bicyclic bromide **101** served as a common intermediate for the total synthesis of (±)-austrodoral (**107**), (±)-pallescensin A (**108**), and (±)-9-*epi*-ambrox (**109**).



Scheme 22 Cyclization of polyenyynes

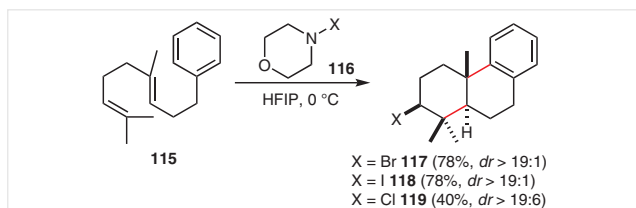
Hennecke and co-workers discovered that a stable bromonium salt **111** underwent electrophilic addition to alkenes that induced halocyclization of polyenes (Scheme 23).²⁹ Bromonium salt **111** is a sterically demanding bromonium ion with the weakly coordinating tetrakis[3,5-



Scheme 23 Bromocyclization with a bromonium salt

bis(trifluoromethyl)phenyl]borate (BARF⁻) counterion. Reaction of this salt **111** with homogeranyl arenes **110** effectively furnished fully cyclized bromides **112–114** (29–64%).

The halocyclization of polyenes was also mediated using an electrophilic halogen source in the presence of the Lewis base morpholine with HFIP acting as the Lewis acid according to findings in 2018 by Gulder and co-workers (Scheme 24).³⁰ Reaction of morpholine and either *N*-bromosuccinimide (NBS), *N*-iodosuccinimide (NIS), or 1,3-dichloro-5,5-dimethylhydantoin (DCDMH) generates the corresponding *N*-halomorpholine **116**, which acts as the halogenating reagent. Homogeranyl benzene **115** was successfully converted into the corresponding fully cyclized halides **117–119** with excellent diastereoselectivities using *N*-halomorpholines **116**. HFIP was identified as the best solvent for this transformation because of its Lewis acidic, highly polar, and strongly hydrogen-bond donating, but weakly nucleophilic, properties. It is essential for HFIP to activate the *N*-halomorpholine **116** via hydrogen-bonding for halogenation to take place. Furthermore, HFIP could possibly prearrange the aryl-diene **115** via hydrophobic interactions to facilitate the cyclization. Lastly, the Lewis acidity of HFIP allows activation of the halonium ion intermediate to induce polyene cyclization.

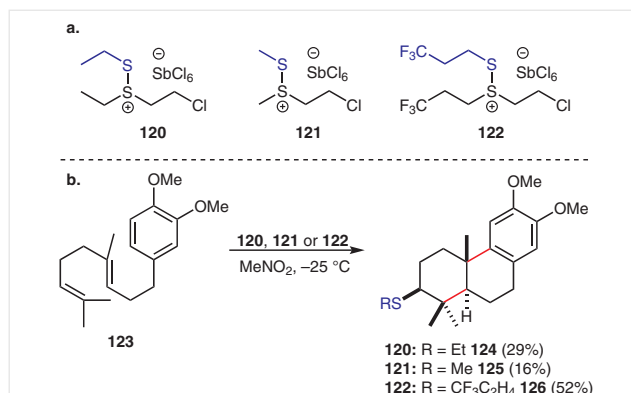


Scheme 24 Halocyclizations of polyene substrates

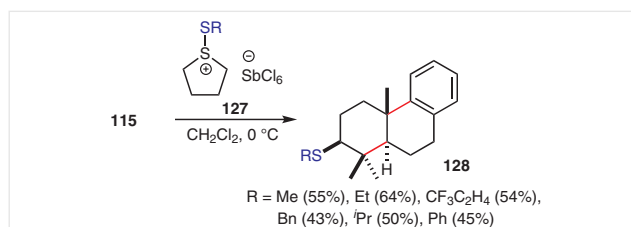
2.4 Sulfur Electrophile Initiated Polyene Cyclizations

The Snyder group reported three electrophilic alkyl-disulfanium salts that are capable of inducing sulfur-mediated cationic polyene cyclizations (Scheme 25).³¹ Alkyl-disulfanium salts **120–122**, effectively serving as electrophilic sources of ethylsulfanium, methylsulfanium, and 3,3,3-trifluoropropylsulfanium cations, respectively, mediate the cyclization of polyene **123** to produce octahydrophenanthrenes **124–126** in modest yields (16–52%).

Further investigations led to the development of alkyl- and aryl-disulfanium salts **127** that could induce thiiranium-mediated polyene cyclizations (Scheme 26).³² Cyclization of homogeranylbenzene **115** with alkyl and aryl sulfide electrophiles produced sulfides **128** with improved yields compared to those obtained with alkyl-disulfanium salts **120–122**.



Scheme 25 Polyene cyclizations with alkyl-disulfanium salts

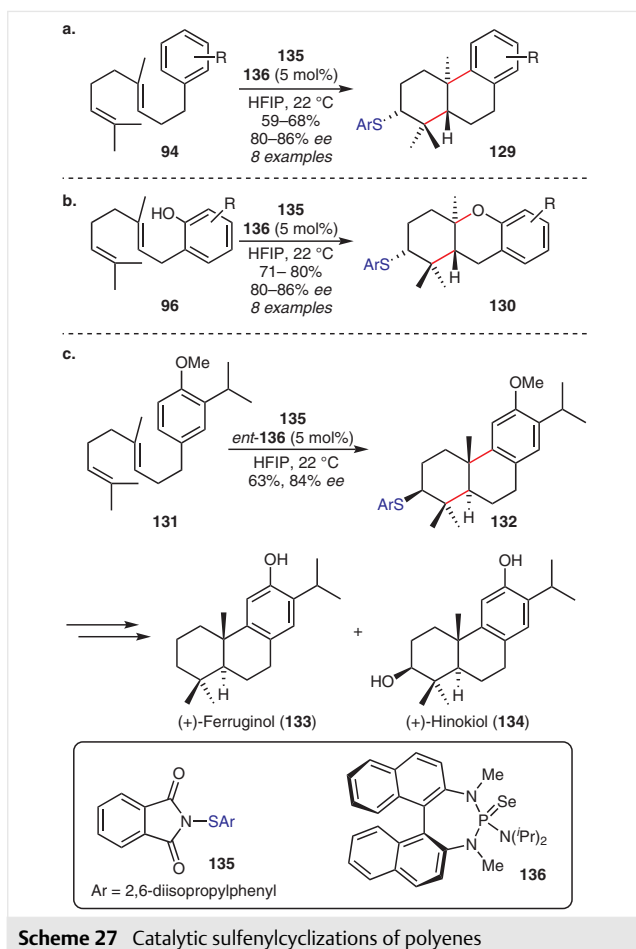


Scheme 26 Polyene cyclizations with alkyl- and aryl-disulfanium salts

The first catalytic and enantioselective thiiranium ion mediated polyene cyclization was reported by Denmark and co-workers (Scheme 27).³³ Homogeranylarenes **94** and *ortho*-geranylphenols **96** were cyclized to give the corresponding polycyclic compounds **129** and **130**, respectively, via the intermediacy of an enantiomerically enriched thiiranium ion in HFIP. This reaction was catalyzed by a chiral Lewis base **136** and sulfenylating reagent **135**. It is important to note that the use of HFIP as the solvent is crucial to suppress sulfenylation of the internal alkene due to solvophobic interactions between the highly polar HFIP medium and the lipophilic polyene substrate, minimizing exposure of internal alkenes. Furthermore, the acidity of HFIP is beneficial to generate the cationic active catalyst. Application of the methodology was used in enantioselective total syntheses of (+)-ferruginol (**133**) and (+)-hinokiol (**134**) from sulfide **132**.

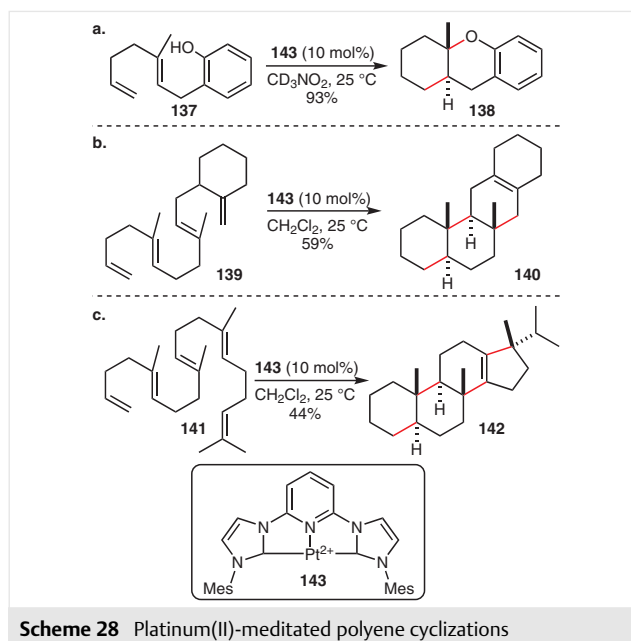
2.5 Transition-Metal-Mediated Cationic Polyene Cyclizations

Following the pioneering work by Gagné and co-workers on electrophilic platinum-complex-catalyzed polyene cyclization reactions,^{4c} in 2014 they developed a new platinum(II) complex **143** with an *N*-heterocyclic carbene (NHC) containing pincer ligand for the synthesis of sterol-like polycyclic compounds via sequential electrophilic polyene cyclization and oxidative protonolysis (Scheme 28).³⁴ The terminal alkene of the substrates is activated by the electro-

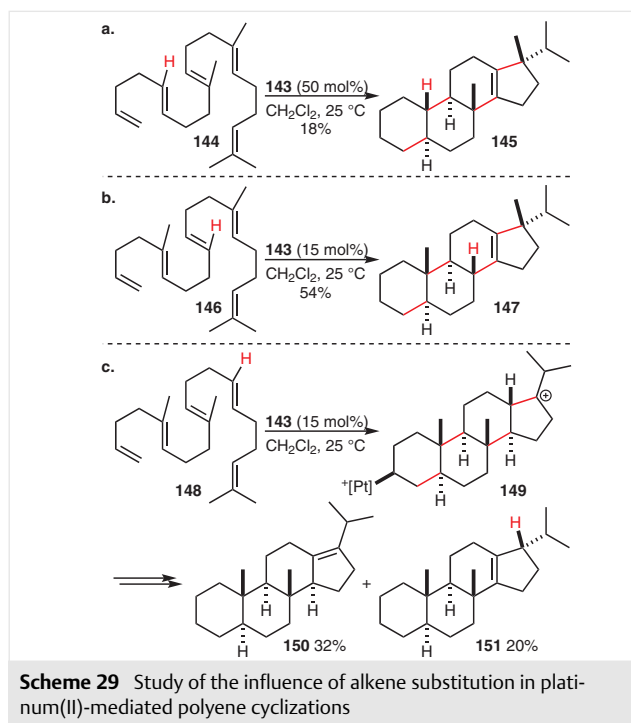


philic platinum(II) complex to initiate the polyene cyclization, followed by protodemetalation to regenerate the Pt catalyst. This methodology has a broad substrate scope and is able to induce di-, tri-, and tetracyclization reactions with a range of polyene substrates **137**, **139**, and **141**. Diphenylamine was added as a proton shuttle to enhance the reaction rate in some cases.

The platinum(II) catalyst **143** was also used in a study on the influence of alkene substitution on pentaene cyclizations (Scheme 29).³⁵ Three unique analogues (**144**, **146**, and **148**) of pentaenes **141**, with different methyl group modification, were synthesized and treated with catalyst **143**, inducing polyene cyclizations to provide the cyclized products **145**, **147**, and **150/151**. It was found that replacement of methyl groups by hydrogen did not affect the efficiency of polyene cyclization compared to that of **141** except to diminish reaction rates. Pentaenes **144** and **146** both underwent the anticipated cyclization to give alkene **145** (18%) and **147** (54%), respectively. On the other hand, cyclization of pentaene **148** provided a mixture of two tetracyclic compounds **150** (32%) and **151** (20%), which were formed from the common intermediate **149** via hydride shifts. Kinetic

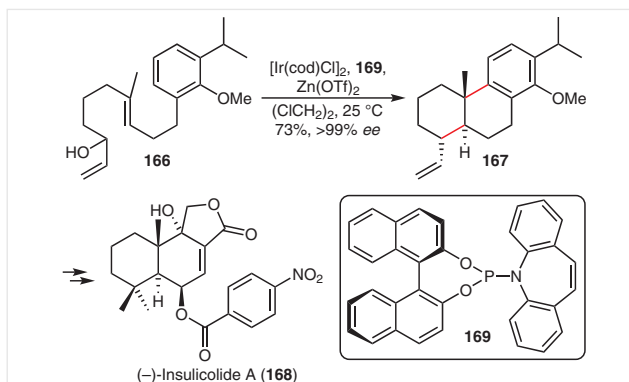
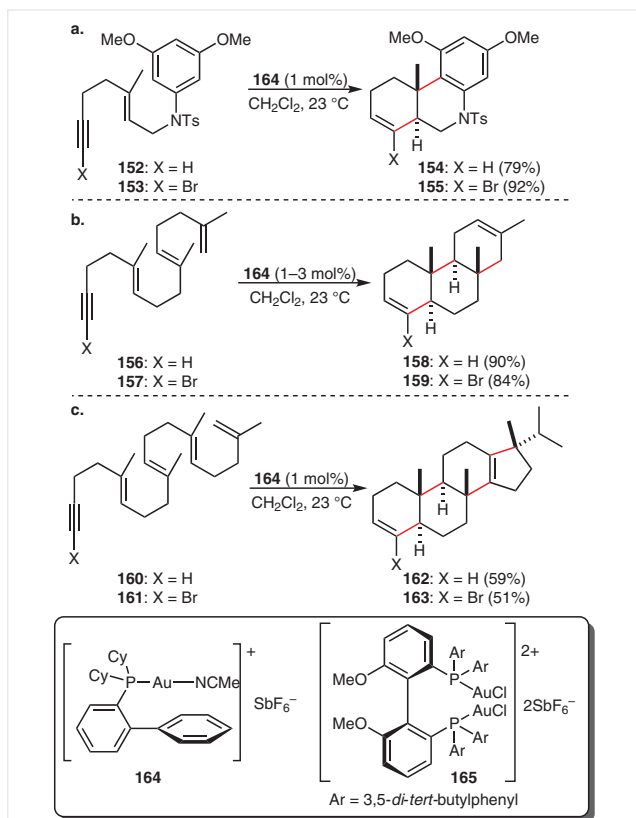


studies showed that the rate of pentaene cyclization of substrates **141**, **144**, **146**, and **148** follows the order **141** > **148** > **146** > **144**. Computational studies suggest that pentaenes **141** and **144** form the first three rings in a concerted mechanism to generate a carbocation intermediate for further cyclizations. Pentaene **146** forms the cyclohexyl ring first, followed by concerted cyclizations to close the second and third rings. Pentaene **148** first undergoes concerted cycliza-



tions to form the first two rings, followed by stepwise cyclizations to yield products **150** and **151** after different hydride shifts. Pentaenes **141**, **144**, and **146** generate tertiary carbocations while pentaene **148** generates a secondary carbocation after the concerted cyclizations. Furthermore, intrinsic reaction coordinate (IRC) calculations for the cyclization of pentaene **144** indicated that the reaction coordinates of the platinum(II)-catalyzed pentaene cyclizations are similar to those of the enzymatic cyclizations of squalene and oxidosqualene, suggesting that it is essentially an organometallic equivalent of a key biomimetic process.

Building upon previous research on gold(I)-catalyzed polyene cyclizations,³⁶ a new advance was reported by Echavarren and Rong (Scheme 30).³⁷ Activation of the enyne of polyene substrates by gold(I) triggered polyene cyclization to produce steroid-like compounds. 1,5-Enyne **152** cyclized to give alkene **154** (79%) with the arene acting as the terminating nucleophile. Additional examples using alcohols, phenols, and heteroarenes as the terminal nucleophiles were also successfully cyclized. Furthermore, di- and tricyclization of polyenynes **156** and **160** gave the tri- and tetracyclic compounds **158** (90%) and **162** (59%), respectively, under the same conditions. It was also found that bromoalkynes could be used as initiators of polyene cyclization to give cyclic bromoalkenes. For instance, the bromoalkyne

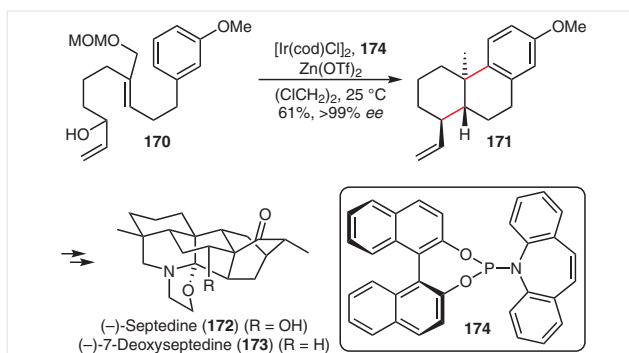


Scheme 31 Synthesis of (-)-insulicolide A and related sesquiterpenoids

analogues **153**, **157**, and **161** were cyclized to give the corresponding synthetically useful bromoalkenes **155** (92%), **159** (84%), and **163** (51%). The use of chiral gold(I) catalysts for the enantioselective variant of this cyclization was also investigated. It was found that moderate enantioselectivity was observed when the dinuclear gold(I) complex of BIPHEP **165** and silver(I) ditriflylimide were employed in the cyclization of **152** into **154** (85%, 54% ee).

(-)-Insulicolide A (**168**) is a nitrobenzoyloxy-substituted sesquiterpenoids with promising anticancer activity against several human cancer cell lines. The first total synthesis of (-)-insulicolide A (**168**) and related sesquiterpenoids was accomplished by Yang, Chen, and co-workers (Scheme 31).³⁸ A key intermediate **167** in this synthesis was prepared from allylic alcohol **166** by an iridium-catalyzed enantioselective polyene cyclization reaction, developed by Carreira and co-workers,³⁹ in the presence of ligand **169** to furnish the drimane core **167** (73%, >99% ee).

The same strategy was utilized by Li and co-workers in the total synthesis of (-)-septedine (**172**) and (-)-7-deoxyseptedine (**173**) (Scheme 32).⁴⁰ The key enantiomerically pure alkene **171** (61%, >99% ee) was prepared by the iridium-catalyzed polyene cyclization of allylic alcohol **170** employing phosphoramidite **174** as the chiral ligand.



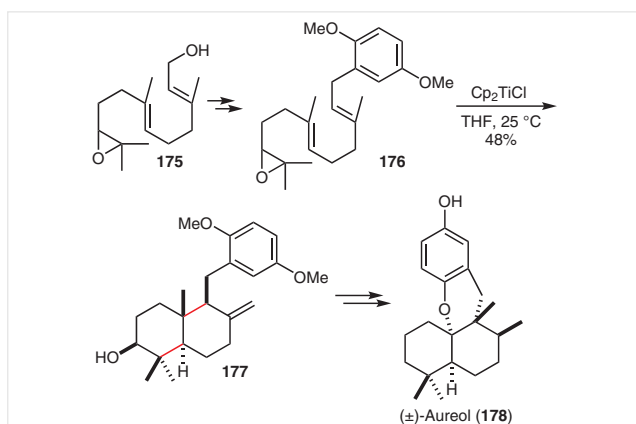
Scheme 32 Synthesis of (-)-septedine and (-)-7-deoxyseptedine

3 Radical Polyene Cyclizations

3.1 Transition-Metal-Mediated Radical Polyene Cyclizations

While classical cationic polyene cyclizations dominate the literature on this topic, radical-mediated polyene cyclizations were proposed as early as the 1960s by Breslow.⁴¹ The hypothesis of the biosynthetic pathway for polyene cyclizations was ambiguous, which led Breslow to the formulation of a radical approach, which was subsequently rejected. In contrast to cationic polyene cyclizations, radical processes allow a milder approach towards functionalized decalins, as radicals operate on a lower relative energy level than cationic intermediates. It should be noted that radical mediators can transform highly functionalized polyene precursors into *trans*-decalins with remarkable stereocontrol in a non-concerted mechanism that could be rationalized in terms of the Beckwith–Houk rules.⁴²

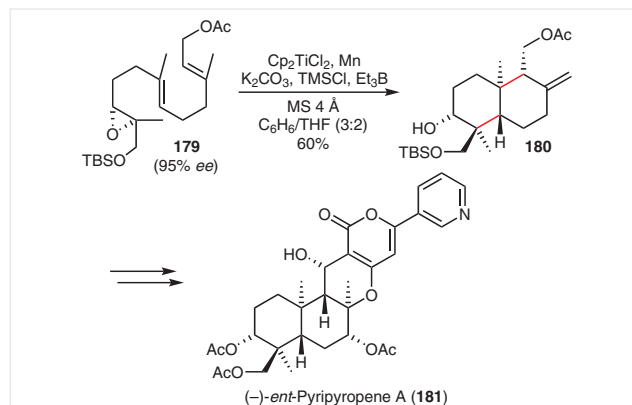
In 2015, Oltra, Rosales, and co-workers reported the synthesis of (\pm)-aureol (**178**), a marine natural product which exhibits cytotoxicity against A549 human non-small cell lung cancer cells and anti-influenza-A virus activity (Scheme 33).⁴³ Application of a titanocene(III)-mediated reductive polyene cyclization of racemic epoxide **176**, derived from alcohol **175**, provided alcohol **177** with an exocyclic alkene with excellent relative stereochemical control. Subsequent boron trifluoride–diethyl ether catalyzed rearrangement was used in the transformation of alcohol **177** into (\pm)-aureol (**178**).



Scheme 33 Synthesis of (\pm)-aureol

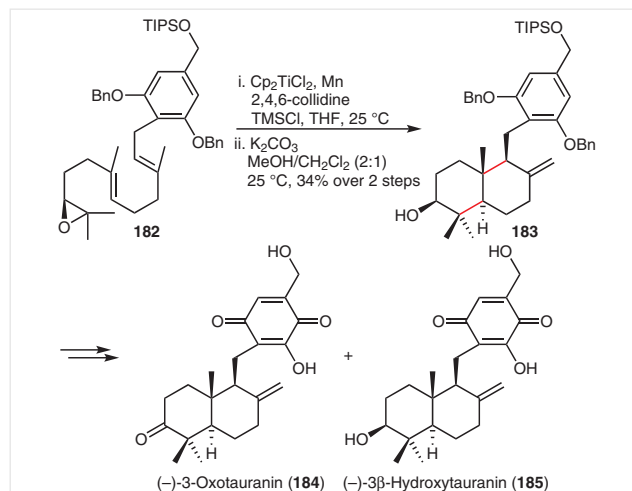
The synthetic power of the titanocene(III)-mediated polyene cyclization was further demonstrated by Takahashi and co-workers in the synthesis of (–)-*ent*-pyripyropene A (**181**) (Scheme 34).⁴⁴ Titanocene(III)-induced polyene cyclization of epoxide **179** gave alcohol **180** (60%). The use of single enantiomer epoxide **179** thereby controls the outcome of the formation of 4 contiguous stereocenters. The choice of ligand in the asymmetric epoxidation allows di-

versification towards natural and unnatural derivatives of the pyripyropene family. The titanocene(III)-mediated cyclization was fully automated, reproducibly allowing access to **180**, a common intermediate in terpene natural product synthesis.



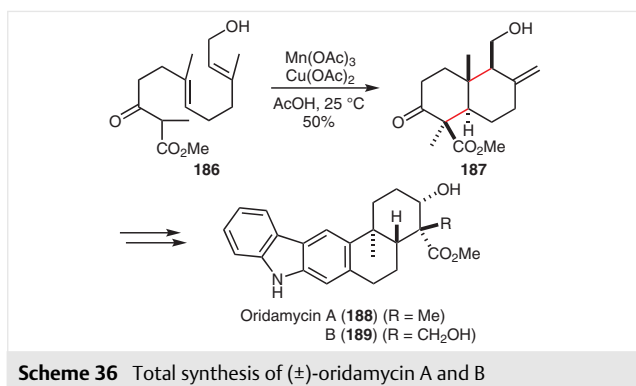
Scheme 34 Synthesis of *ent*-pyripyropene A

Seifert and Göhl utilized a similar strategy in the synthesis of (–)-3-oxotauranin (**184**) and (–)-3 β -hydroxytauranin (**185**) (Scheme 35).⁴⁵ Titanocene(III)-mediated radical polyene cyclization of epoxide **182** afforded alcohol **183**, subsequent global deprotection and adjustment of oxidation state completed the synthesis of (–)-3-oxotauranin (**184**) and (–)-3 β -hydroxytauranin (**185**).

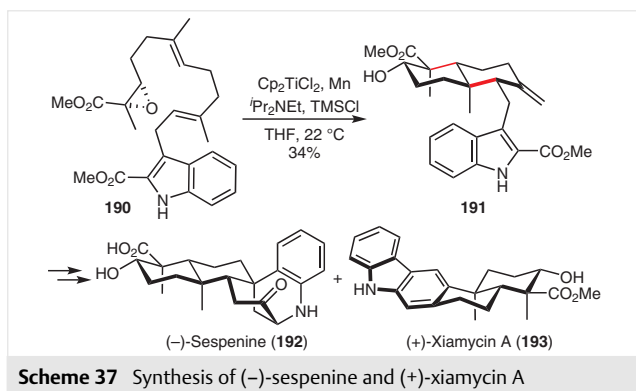


Scheme 35 Synthesis of (–)-3-oxo- and (–)-3 β -hydroxytauranin

In 2015, Trotta reported the cyclization of a geranyl β -keto ester **186** under radical conditions employing a Mn(III)/Cu(II) system to provide alcohol **187** (50%) (Scheme 36).⁴⁶ This allowed the preparation of the terpenoid *trans*-decalin core of (\pm)-oridamycin A (**188**) and B (**189**) with the methyl ester moiety in the axial position.

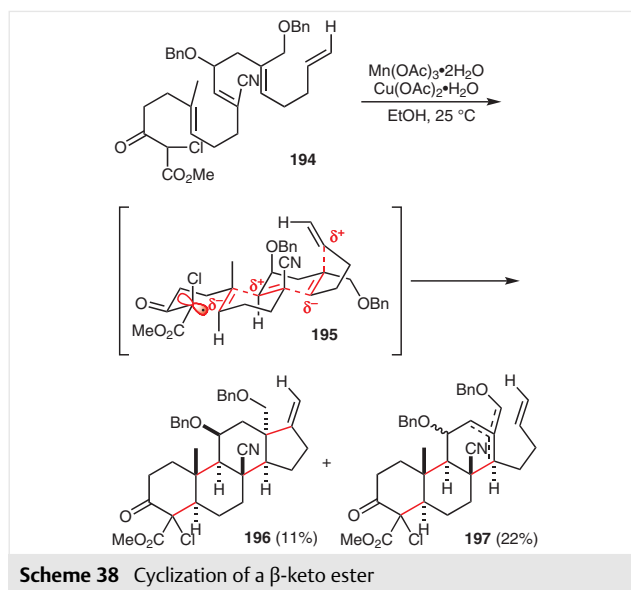


Li and co-workers reported the use of a titanocene(III)-mediated polyene cyclization of epoxide **190**, furnishing the *trans*-decalin core **191** (34%), with the alcohol in equatorial and the methyl ester in equatorial positions (Scheme 37).⁴⁷ Subsequent transformation of alcohol **191** completed the divergent synthesis of (–)-sespenine (**192**) and (+)-xiamycin A (**193**).

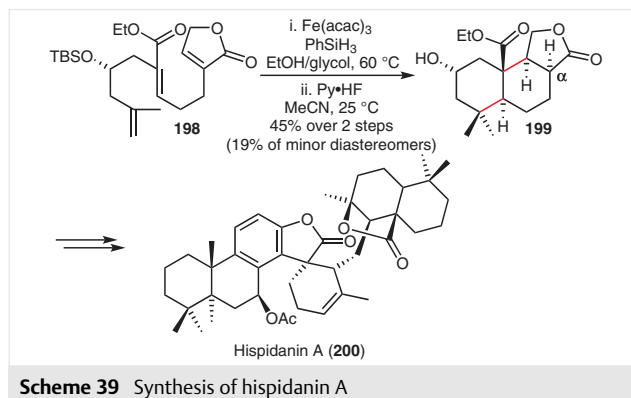


In 2017, Shoji and co-workers reported a radical cyclization of β -keto ester **194** which was mediated by Mn(III)/Cu(II) to give tetracyclic ketone **196** (11%) and tricyclic ketone **197**, as a mixture of regioisomers (22%) via intermediate **195** (Scheme 38).⁴⁸ The functionalization arose from tuning the electron-donating or -demanding properties of the polyene scaffold to allow efficient cyclization between alternating electrophilic radicals with electron-rich trisubstituted olefins.

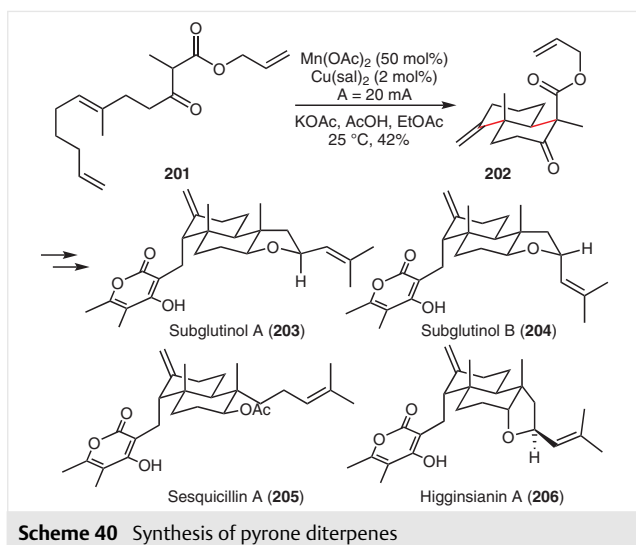
In 2017, Liu and co-workers reported the synthesis of (–)-hispidanin A (**200**), a natural product with promising anticancer properties, via a hydrogen atom transfer (HAT) mediated triene cyclization to construct the tricyclic core of (–)-hispidanin A (**200**) (Scheme 39).⁴⁹ The use of iron(III) acetylacetonate and triphenylsilane as hydrogen source smoothly furnished tricyclic lactone **199** from alkene **198**



(45% over 2 steps) after deprotection, thereby establishing two quaternary and four contiguous stereocenters in one step. In a 2018 follow-up paper, Liu and co-workers reported further mechanistic studies, producing deuteration at the α -position of the lactone, supporting the hypothesis that the reaction involves the formation of an enolate anion.⁵⁰

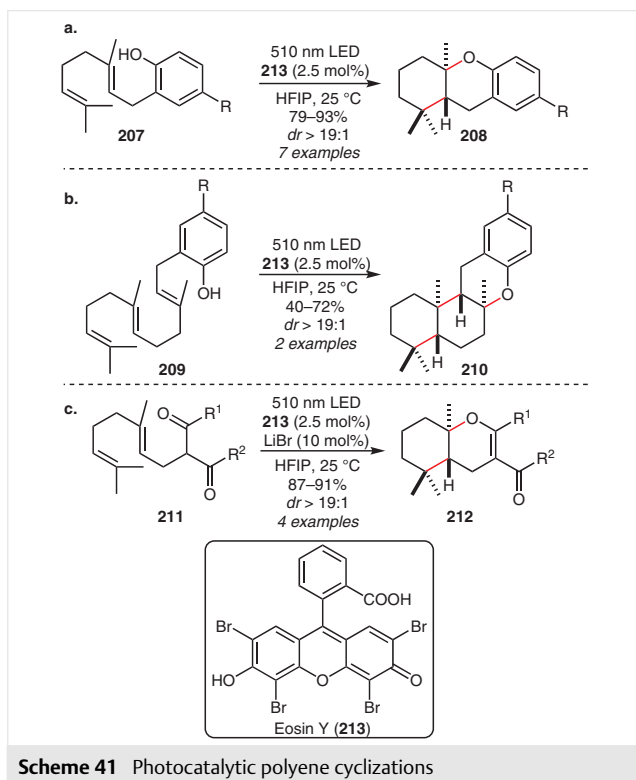


While most of these transformations are initiated by a radical generated from metal complexes, in 2018 the Baran group exploited electrochemical initiation for a radical polyene cyclization in the divergent synthesis of pyrone diterpenes sesquicillin A (**205**), higginsianin A (**206**), and subglutinol A (**203**) and B (**204**) (Scheme 40).⁵¹ Cyclization of β -keto ester **201** provided key intermediate alkene **202** (42%) which was further derivatized into the different diterpene natural products.



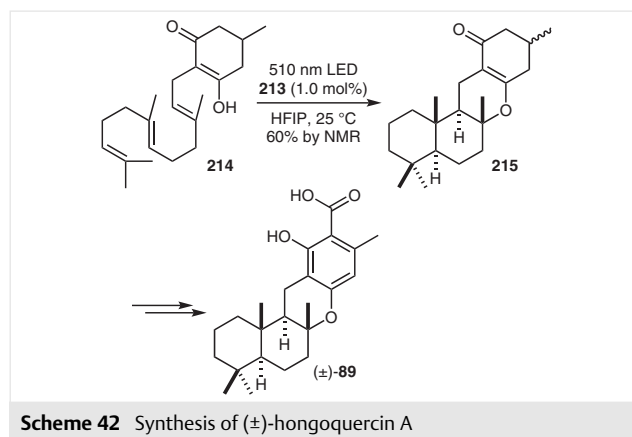
3.2 Photocatalyst-Mediated Polyene Cyclizations

Photoredox catalysis has been an ever-growing field over the last decade with numerous examples of synthetic transformations, and applications in natural product or pharmaceutical synthesis. Since the seminal work published by Demuth and co-workers on photochemically induced electron transfer polyene cyclizations,⁵² the utility of photocatalyst-mediated polyene cyclization has remained

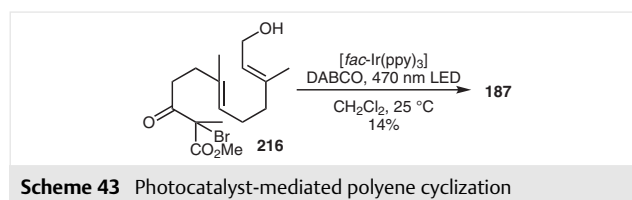


underexplored. One noticeable example of polyene cyclization catalyzed with eosin Y (**213**) was published in 2015 by Zhang, Luo, and co-workers (Scheme 41).⁵³ The mild photoredox-catalyzed transformation tolerated various functionalization and the cyclization proceeded with excellent relative stereochemical control and diastereoselectivity for various ring systems. A selection of solvents and organic and inorganic photoredox catalysts were examined and optimal results were obtained with eosin Y in HFIP. Subsequently, an array of geranylphenols **207** and farnesylphenols **209** with various functional groups in the *para* position were cyclized to produce chromanes **208** and **210**, respectively. 1,3-Diketones **211** also underwent photocatalyzed polyene cyclizations, thereby producing chromenes **212** with various substituents R¹ and R² of different electronic nature.

The synthetic utility of the photocatalyst-initiated polyene cyclization was further demonstrated in the 7-step synthesis of (±)-hongoquercin A (**89**) (Scheme 42).⁵⁴ Cyclization of phenol **214** catalyzed by eosin Y (**213**) provided tetracyclic compound **215** (60% by NMR), a key intermediate with the complete carbon framework of the natural product.



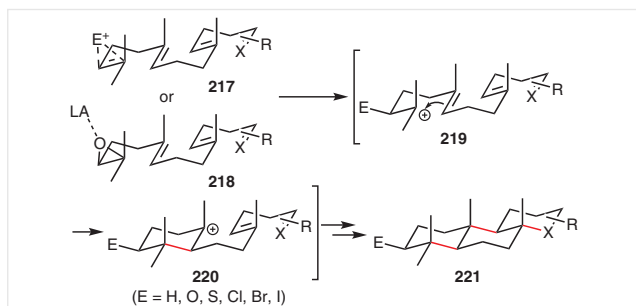
Trotta reported attempts to employ photoredox catalysts as polyene cyclization initiators during his studies on the total synthesis of xiamycin A (**193**).⁵⁵ While earlier work on (±)-oridamycin A (**188**) showed that manganese(III)-mediated cyclization gave the *trans*-decalin **187** with the methoxy ester in the axial position (Scheme 43); photoredox catalysts were able to convert an α -bromo- β -keto ester **216** into the same *trans*-decalin compound **187**.



When the acylated linear precursor was subjected to these conditions, it resulted in complete decomposition. Although the yields were low, the reaction proceeded at catalyst loadings as low as 0.01 mol%.

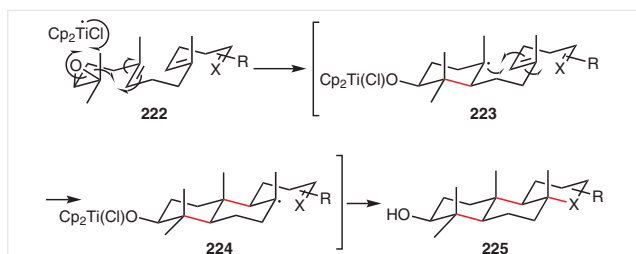
4 Origin of Stereocontrol in Polyene Cyclizations

Several general remarks on the observed stereoselectivity of the various methods of cationic polyene cyclization reactions can be made. The underlying principle of all the cationic cyclization reactions mentioned is that the prearranged *pseudo-chair-chair-(chair)* conformation such as of polyene **217** or **218** allows the efficient preparation of polycyclic compound **221** with predefined relative stereochemistry. This is based on the stereoelectronic arrangement of an olefinic double bond in close proximity to the electrophilic carbenium center in intermediate **219** and subsequently nucleophilic attack by an olefinic bond further down the chain on the intermediately formed carbenium center (Scheme 44). As such the *trans*-substitution of the polyene precursor sets the outcome for the observed *trans*-decalin stereoselectivity in the concerted cationic cyclization through the given prearranged conformation according to the Stork–Eschenmoser hypothesis.^{1a,b} In cases where the reactions are not proceeding in a concerted fashion, a mixture of products are formed.^{1a}



Scheme 44 Cationic polyene cyclizations

On the other hand, the origin of stereocontrol in radical polyene cyclization reactions could be rationalized by the Beckwith–Houk rules in addition to the Stork–Eschenmoser



Scheme 45 Radical polyene cyclizations

hypothesis (Scheme 45).⁴² As an illustration, titanium(III)-mediated cyclization of epoxide **222** would presumably proceed in a non-concerted fashion via radical intermediates **223** and **224** and favored 6-*endo-trig* cyclization via a chair transition state over 5-*exo-trig* cyclization to produce alcohol **225** due to ring strain.

5 Conclusion

Inspired by nature's efficient and highly stereochemically controlled syntheses of primary and secondary metabolites via polyene cyclizations, the use of initiators such as Lewis acids, metal complexes, halonium ion transfer reagents, sulfanium ion transfer reagents, and Brønsted acids have demonstrated the synthetic utility of these bioinspired transformations with comparable selectivities and efficiencies to the enzymatic processes. Recent developments of novel polyene cyclization methodologies have significantly expanded the scope of terpene and polyene functionalization reactions, providing a wide range of unique carbon frameworks. Radical-mediated polyene cyclizations have been further investigated to achieve different modes of cyclization from the cationic pathway, allowing early and late stage functionalization of polyenes for terpene and meroterpenoid total syntheses. Photocatalyst-mediated polyene cyclizations have emerged as new alternatives, which employ milder reaction conditions as well as lower catalyst loadings. It goes without saying that future developments in electrophilic reagents and catalysts will further advance the synthetic utility of polyene cyclizations with excellent enantio- and diastereoselectivities, greatly impacting the area of terpenoid, meroterpenoid, and steroid total syntheses amongst other classes of compounds.

Acknowledgment

We thank GlaxoSmithKline for the endowment (to A.G.M.B) as well as Drs. Alfred and Isabel Bader for their additional support. We thank Dr. Sara R. Goldstein and Dr. Joshua Almond-Thynne for proofreading this review article.

References

- (1) (a) Stork, G.; Burgstahler, A. W. *J. Am. Chem. Soc.* **1955**, *77*, 5068. (b) Eschenmoser, A.; Ruzicka, L.; Jeger, O.; Arigoni, D. *Helv. Chim. Acta* **1955**, *38*, 1890. (c) Eschenmoser, A.; Arigoni, D. *Helv. Chim. Acta* **2005**, *88*, 3011.
- (2) (a) Johnson, W. S.; Semmelhack, M. F.; Sultanbawa, M. U. S.; Dolak, L. A. *J. Am. Chem. Soc.* **1968**, *90*, 2994. (b) Johnson, W. S. *Acc. Chem. Res.* **1968**, *1*, 1. (c) Johnson, W. S. *Bioorg. Chem.* **1976**, *5*, 51.
- (3) (a) van Tamelen, E. E. *Acc. Chem. Res.* **1968**, *1*, 111. (b) van Tamelen, E. E. *Acc. Chem. Res.* **1975**, *8*, 152.
- (4) For recent reviews in this area, see (a) Snyder, S. A.; Levinson, A. M. *Comprehensive Organic Synthesis II*; Elsevier: Oxford, **2014**.

268. (b) Li, X.-W.; Nay, B. *Nat. Prod. Rep.* **2014**, *31*, 533. (c) Felix, R. J.; Munro-Leighton, C.; Gagné, M. R. *Acc. Chem. Res.* **2014**, *47*, 2319. (d) Yoshimura, T. *Tetrahedron Lett.* **2014**, *55*, 5109. (e) Dhambri, S.; Mohammad, S.; Van Buu, O. N.; Galvani, G.; Meyer, Y.; Lannou, M.-I.; Sorin, G.; Ardisson, J. *Nat. Prod. Rep.* **2015**, *32*, 841. (f) Ardkhean, R.; Caputo, D. F. J.; Morrow, S. M.; Shi, H.; Xiong, Y.; Anderson, E. A. *Chem. Soc. Rev.* **2016**, *45*, 1557. (g) Ungarean, C. N.; Southgate, E. H.; Sarlah, D. *Org. Biomol. Chem.* **2016**, *14*, 5454. (h) Hung, K.; Hu, X.; Maimone, T. J. *Nat. Prod. Rep.* **2018**, *35*, 174. (i) Landry, M. L.; Burns, N. Z. *Acc. Chem. Res.* **2018**, *51*, 1260.
- (5) (a) Xu, H.; Tang, H.; Feng, H.; Li, Y. *Tetrahedron Lett.* **2014**, *55*, 7118. (b) Xu, H.; Tang, H.; Feng, H.; Li, Y. *J. Org. Chem.* **2014**, *79*, 10110.
- (6) Surendra, K.; Qiu, W.; Corey, E. J. *J. Am. Chem. Soc.* **2011**, *133*, 9724.
- (7) (a) Barrett, T. N.; Barrett, A. G. M. *J. Am. Chem. Soc.* **2014**, *136*, 17013. (b) Ma, T.-K.; Elliott, D. C.; Reid, S.; White, A. J. P.; Parsons, P. J.; Barrett, A. G. M. *J. Org. Chem.* **2018**, *83*, 13276.
- (8) Rosen, B. R.; Werner, E. W.; O'Brien, A. G.; Baran, P. S. *J. Am. Chem. Soc.* **2014**, *136*, 5571.
- (9) Suzuki, K.; Yamakoshi, H.; Nakamura, S. *Chem. Eur. J.* **2015**, *21*, 17605.
- (10) Rajendar, G.; Corey, E. J. *J. Am. Chem. Soc.* **2015**, *137*, 5837.
- (11) Camelio, A. M.; Johnson, T. C.; Siegel, D. J. *Am. Chem. Soc.* **2015**, *137*, 11864.
- (12) (a) Speck, K.; Wildermuth, R.; Magauer, T. *Angew. Chem. Int. Ed.* **2016**, *55*, 14131. (b) Speck, K.; Magauer, T. *Chem. Eur. J.* **2017**, *23*, 1157.
- (13) Chan, C.-K.; Chen, Y.-H.; Chang, M.-Y. *Tetrahedron* **2016**, *72*, 5121.
- (14) Minassi, A.; Pollastro, F.; Chianese, G.; Caprioglio, D.; Tagliatalata-Scafati, O.; Appendino, G. *Angew. Chem. Int. Ed.* **2017**, *56*, 7935.
- (15) Graham, M.; Baker, R. W.; McErlean, C. S. P. *Eur. J. Org. Chem.* **2017**, 908.
- (16) Saito, Y.; Goto, M.; Nakagawa-Goto, K. *Org. Lett.* **2018**, *20*, 628.
- (17) Zhang, F.-Z.; Tian, Y.; Li, G.-X.; Qu, J. *J. Org. Chem.* **2015**, *80*, 1107.
- (18) Tian, Y.; Xu, X.; Zhang, L.; Qu, J. *Org. Lett.* **2016**, *18*, 268.
- (19) (a) Ishihara, K.; Nakamura, S.; Yamamoto, H. *J. Am. Chem. Soc.* **1999**, *121*, 4906. (b) Nakamura, S.; Ishihara, K.; Yamamoto, H. *J. Am. Chem. Soc.* **2000**, *122*, 8131. (c) Ishihara, K.; Ishibashi, H.; Yamamoto, H. *J. Am. Chem. Soc.* **2001**, *123*, 1505. (d) Ishihara, K.; Ishibashi, H.; Yamamoto, H. *J. Am. Chem. Soc.* **2002**, *124*, 3647. (e) Ishibashi, H.; Ishihara, K.; Yamamoto, H. *J. Am. Chem. Soc.* **2004**, *126*, 11122. (f) Surendra, K.; Corey, E. J. *J. Am. Chem. Soc.* **2012**, *134*, 11992. (g) Surendra, K.; Rajendar, G.; Corey, E. J. *J. Am. Chem. Soc.* **2014**, *136*, 642.
- (20) Lin, S.-C.; Chein, R.-J. *J. Org. Chem.* **2017**, *82*, 1575.
- (21) Elkin, M.; Szewczyk, S. M.; Scrusse, A. C.; Newhouse, T. R. *J. Am. Chem. Soc.* **2017**, *139*, 1790.
- (22) Fan, L.; Han, C.; Li, X.; Yao, J.; Wang, Z.; Yao, C.; Chen, W.; Wang, T.; Zhao, J. *Angew. Chem. Int. Ed.* **2018**, *57*, 2115.
- (23) Alonso, P.; Fontaneda, R.; Pardo, P.; Fañanás, F. J.; Rodríguez, F. *Org. Lett.* **2018**, *20*, 1659.
- (24) Peng, X.-R.; Lu, S.-Y.; Shao, L.-D.; Zhou, L.; Qiu, M.-H. *J. Org. Chem.* **2018**, *83*, 5516.
- (25) (a) Snyder, S. A.; Treitler, D. S. *Angew. Chem. Int. Ed.* **2009**, *48*, 7899. (b) Snyder, S. A.; Treitler, D. S.; Brucks, A. P. *J. Am. Chem. Soc.* **2010**, *132*, 14303.
- (26) Shen, M.; Kretschmer, M.; Brill, Z. G.; Snyder, S. A. *Org. Lett.* **2016**, *18*, 5018.
- (27) Samanta, R. C.; Yamamoto, H. *J. Am. Chem. Soc.* **2017**, *139*, 1460.
- (28) Alonso, P.; Pardo, P.; Fontaneda, R.; Fañanás, F. J.; Rodríguez, F. *Chem. Eur. J.* **2017**, *23*, 13158.
- (29) Ascheberg, C.; Bock, J.; Buß, F.; Mück-Lichtenfeld, C.; Daniliuc, C. G.; Bergander, K.; Dielmann, F.; Hennecke, U. *Chem. Eur. J.* **2017**, *23*, 11578.
- (30) Arnold, A. M.; Pöthig, A.; Drees, M.; Gulder, T. *J. Am. Chem. Soc.* **2018**, *140*, 4344.
- (31) Schevenels, F. T.; Shen, M.; Snyder, S. A. *Org. Lett.* **2017**, *19*, 2.
- (32) Cole, C.; Chi, H.; DeBacker, K.; Snyder, S. *Synthesis* **2018**, *50*, A-H.
- (33) Tao, Z.; Robb, K. A.; Zhao, K.; Denmark, S. E. *J. Am. Chem. Soc.* **2018**, *140*, 3569.
- (34) Geier, M. J.; Gagné, M. R. *J. Am. Chem. Soc.* **2014**, *136*, 3032.
- (35) McCulley, C. H.; Geier, M. J.; Hudson, B. M.; Gagné, M. R.; Tantillo, D. J. *J. Am. Chem. Soc.* **2017**, *139*, 11158.
- (36) (a) Toullec, P. Y.; Blarre, T.; Michelet, V. *Org. Lett.* **2009**, *11*, 2888. (b) Sethofer, S. G.; Mayer, T.; Toste, F. D. *J. Am. Chem. Soc.* **2010**, *132*, 8276. (c) Pradal, A.; Chen, Q.; Faudot dit Bel, P.; Toullec, P.; Michelet, V. *Synlett* **2012**, *2012*, 74.
- (37) Rong, Z.; Echavarren, A. M. *Org. Biomol. Chem.* **2017**, *15*, 2163.
- (38) Lai, Y.; Zhang, N.; Zhang, Y.; Chen, J.-H.; Yang, Z. *Org. Lett.* **2018**, *20*, 4298.
- (39) Schafroth, M. A.; Sarlah, D.; Krautwald, S.; Carreira, E. M. *J. Am. Chem. Soc.* **2012**, *134*, 20276.
- (40) Zhou, S.; Guo, R.; Yang, P.; Li, A. *J. Am. Chem. Soc.* **2018**, *140*, 9025.
- (41) (a) Breslow, R.; Barrett, E.; Mohacsi, E. *Tetrahedron Lett.* **1962**, *3*, 1207. (b) Breslow, R.; Olin, S. S.; Groves, J. T. *Tetrahedron Lett.* **1968**, *9*, 1837.
- (42) Curran, D. P.; Porter, N. A.; Giese, B. *Stereochemistry of Radical Reactions*; VCH: Weinheim, **1995**.
- (43) Rosales, A.; Muñoz-Bascón, J.; Roldan-Molina, E.; Rivas-Bascón, I.; Padial, N. M.; Rodríguez-Maecker, R.; Rodríguez-García, I.; Oltra, J. E. *J. Org. Chem.* **2015**, *80*, 1866.
- (44) Fuse, S.; Ikebe, A.; Oosumi, K.; Karasawa, T.; Matsumura, K.; Izumikawa, M.; Johmoto, K.; Uekusa, H.; Shin-ya, K.; Doi, T.; Takahashi, T. *Chem.-Eur. J.* **2015**, *21*, 9454.
- (45) Göhl, M.; Seifert, K. *Eur. J. Org. Chem.* **2015**, 6249.
- (46) Trotta, A. H. *Org. Lett.* **2015**, *17*, 3358.
- (47) Sun, Y.; Meng, Z.; Chen, P.; Zhang, D.; Baunach, M.; Hertweck, C.; Li, A. *Org. Chem. Front.* **2016**, *3*, 368.
- (48) Furuta, M.; Hanaya, K.; Sugai, T.; Shoji, M. *Tetrahedron* **2017**, *73*, 2316.
- (49) Deng, H.; Cao, W.; Liu, R.; Zhang, Y.; Liu, B. *Angew. Chem. Int. Ed.* **2017**, *56*, 5849.
- (50) Cao, W.; Deng, H.; Sun, Y.; Liu, B.; Qin, S. *Chem. Eur. J.* **2018**, *24*, 9120.
- (51) Merchant, R. R.; Oberg, K. M.; Lin, Y.; Novak, A. J. E.; Felding, J.; Baran, P. S. *J. Am. Chem. Soc.* **2018**, *140*, 7462.
- (52) (a) Hoffmann, U.; Gao, Y.; Pandey, B.; Klinge, S.; Warzecha, K.-D.; Krueger, C.; Roth, H. D.; Demuth, M. *J. Am. Chem. Soc.* **1993**, *115*, 10358. (b) Heinemann, C.; Demuth, M. *J. Am. Chem. Soc.* **1997**, *119*, 1129. (c) Heinemann, C.; Demuth, M. *J. Am. Chem. Soc.* **1999**, *121*, 4894. (d) Goeller, F.; Heinemann, C.; Demuth, M. *Synthesis* **2001**, 1114. (e) Rosales, V.; Zambrano, J.; Demuth, M. *Eur. J. Org. Chem.* **2004**, 1798. (f) Ozser, M. E.; Icil, H.; Makhynya, Y.; Demuth, M. *Eur. J. Org. Chem.* **2004**, 3686.
- (53) Yang, Z.; Li, H.; Zhang, L.; Zhang, M.-T.; Cheng, J.-P.; Luo, S. *Chem. Eur. J.* **2015**, *21*, 14723.
- (54) Yang, Z.; Li, S.; Luo, S. *Acta Chim. Sin.* **2017**, *75*, 351.
- (55) Trotta, A. H. *J. Org. Chem.* **2017**, *82*, 13500.