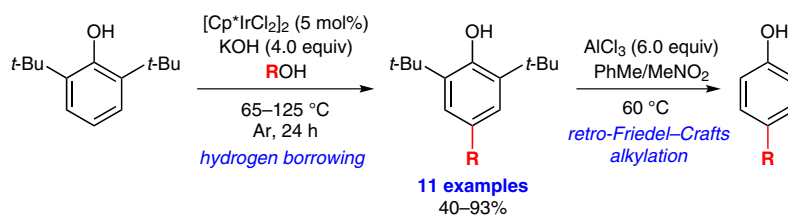


Iridium-Catalyzed C4-Alkylation of 2,6-Di-*tert*-butylphenol by Using Hydrogen-Borrowing Catalysis

James R. Frost
Choon Boon Cheong
Timothy J. Donohoe*

Department of Chemistry, University of Oxford, Chemical Research Laboratory, Mansfield Road, Oxford, OX1 3TA, UK
timothy.donohoe@chem.ox.ac.uk



Received: 24.03.2016
Accepted: 02.04.2016
Published online: 12.05.2016
DOI: 10.1055/s-0035-1561439; Art ID: ss-2016-z0210-op

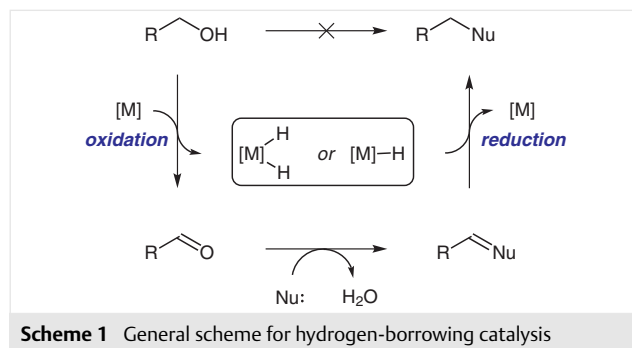
License terms:

Abstract An iridium-catalyzed hydrogen-borrowing process has been developed whereby 2,6-di-*tert*-butylphenol can be alkylated at the C4-position by using a range of primary alcohols (11 examples, 40–93% yield). Following this, a selection of the products obtained underwent retro-Friedel-Crafts reactions to provide *para*-substituted phenols, which could potentially undergo further synthetic manipulations.

Key words iridium, catalysis, hydrogen borrowing, phenols, alkylation

The efficiency of many synthetic organic procedures is limited by the need to perform separate sequential oxidation and reduction (redox) steps to generate further molecular complexity. As a result, hydrogen-borrowing catalysis has emerged as a useful alternative to achieve C–C bond formation. This concept relies on the use of an appropriate transition-metal catalyst to carry out oxidation and reduction steps in a one-pot process, with bond formation between the reactive intermediates generated in situ (Scheme 1). The entire process involves no net change in oxidation state and therefore constitutes a powerful method for rapid C–C bond assembly, avoiding laborious chemical manipulations and toxic reagents.¹

In a recent research program, we have started to develop new reactions relating to hydrogen-borrowing chemistry, with particular focus on the alkylation of methylene ketones to form branched products.² In doing so, we were able to complement this methodology with the synthesis of a host of carboxylic acid derivatives.^{2c} Our search for new substrates with which to perform hydrogen-borrowing chemistry led us to consider phenols, because this class of molecules contributes widely to numerous industrial processes leading to a variety of consumer products.³ However,



Scheme 1 General scheme for hydrogen-borrowing catalysis

one of the main issues concerning phenol alkylation chemistry is that the reaction can occur on either an oxygen or a carbon atom. Studies by Kornblum and Seltzer⁴ have shown that the alkylation of 2,6-di-*tert*-butylphenol can be achieved at either the oxygen or the C4-position, the product distribution being affected by changes in the steric nature of the alkyl halide electrophile. Conversely, hydroxymethylation by using formaldehyde and hydroxide base proceeds exclusively at the phenolic carbon positions. This so-called Lederer–Manasse reaction is an effective means of producing C2- and/or C4-hydroxymethylated phenols, depending on the starting phenol used.⁵

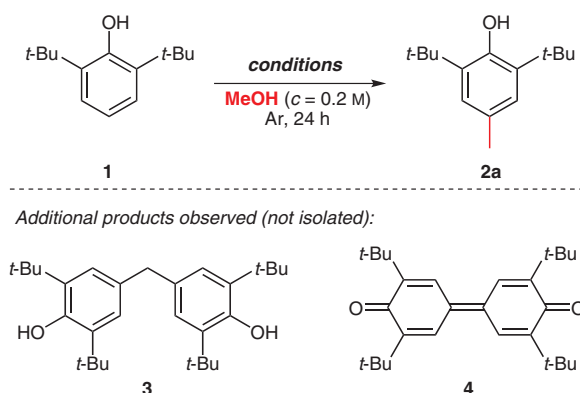
Given that hydrogen-borrowing chemistry typically involves the generation of an aldehyde in situ from the corresponding primary alcohol and that it requires a base, we considered that the Lederer–Manasse reaction might be adapted to this chemistry and thereby provide a means to generate various alkylated products instead. We also wondered whether it would be possible to use higher primary alcohols (i.e., those more complex than MeOH) in this process. A subsequent search of the literature revealed that hydrogen-borrowing chemistry involving phenols was relatively underexplored. Recent research by Yi and co-work-

ers^{6a} and by Walton and Williams^{6b} has shown that phenols can be alkylated at the C2-position by a dehydrative coupling process, whereas Li's group has reported⁷ cleavage of the C–O bond to allow cross-coupling with amines. Here we report our preliminary investigations that have led to the development of a hydrogen-borrowing process that permits C4-alkylation of 2,6-di-*tert*-butylphenol.

Previous research in our group has shown that [Ir(cod)Cl]₂ (cod = cyclooctadiene; 1 mol%) and PPh₃ (4 mol%) in combination with KOH and MeOH can be used to α -methylate various methylene ketones in good to excellent yield.^{2b} These conditions were therefore chosen as a starting point for the present study with 2,6-di-*tert*-butyl-

phenol (**1**) as substrate. Initial application of these conditions pleasingly gave a small quantity of the desired C4-alkylated product **2a** (6%) as well as 32% of unreacted **1** (Table 1, entry 1). Although not isolated, it was clear from its ¹H NMR spectrum that the remaining crude material consisted of bisphenol **3** and bi(cyclohexadienylidene)dione **4**.⁸ Product **3** presumably resulted from addition of **1** to an intermediate *p*-quinone methide generated in situ,^{9,10} which subsequently rearomatized, whereas **4** arose by oxidative dimerization of **1**. To improve the product distribution in favor of **2a**, we first chose to vary the amount of KOH. The addition of more base (4.0 or 6.0 equiv; entries 2 and 3) increased the amount of **2a** to 29% in both cases. With the

Table 1 Optimization of Conditions for the C4-Alkylation of 2,6-Di-*tert*-butylphenol



Entry	Precatalyst and ligand	KOH (equiv)	Temp (°C)	Yield ^a (%)	
				1	2a
1	[Ir(cod)Cl] ₂ (1 mol%), PPh ₃ (4 mol%)	2	65	32	6
2	[Ir(cod)Cl] ₂ (1 mol%), PPh ₃ (4 mol%)	4	65	15	29
3	[Ir(cod)Cl] ₂ (1 mol%), PPh ₃ (4 mol%)	6	65	6	29
4	[Ir(cod)Cl] ₂ (5 mol%), PPh ₃ (20 mol%)	4	65	12	22
5	[Cp*IrCl ₂] ₂ (1 mol%)	4	65	9	40
6	[Cp*IrCl ₂] ₂ (2 mol%)	4	65	0	45
7	[Cp*IrCl ₂] ₂ (5 mol%)	4	65	0	82
8	[Cp*RhCl ₂] ₂ (5 mol%)	4	65	8	2
9	[Cp*IrCl ₂] ₂ (5 mol%)	4	25	53	0
10	[Cp*IrCl ₂] ₂ (5 mol%)	4	45	55	11
11 ^b	[Cp*IrCl ₂] ₂ (5 mol%)	4	65	46	40
12 ^c	[Cp*IrCl ₂] ₂ (5 mol%)	4	65	0	75
13 ^{d,e}	[Cp*IrCl ₂] ₂ (5 mol%)	4	65	0	0
14	[Cp*IrCl ₂] ₂ (5 mol%)	–	65	99	0
15 ^f	–	4	65	0	0

^a Isolated combined yields of **1** and **2a**. These products were inseparable by column chromatography and so the ratio **1**/**2a** was determined by ¹H NMR analysis of the purified mixture.

^b Concentration = 0.1 M.

^c Concentration = 0.4 M.

^d O₂ atmosphere.

^e Only compounds **3** and **4** were observed by ¹H NMR spectroscopy.

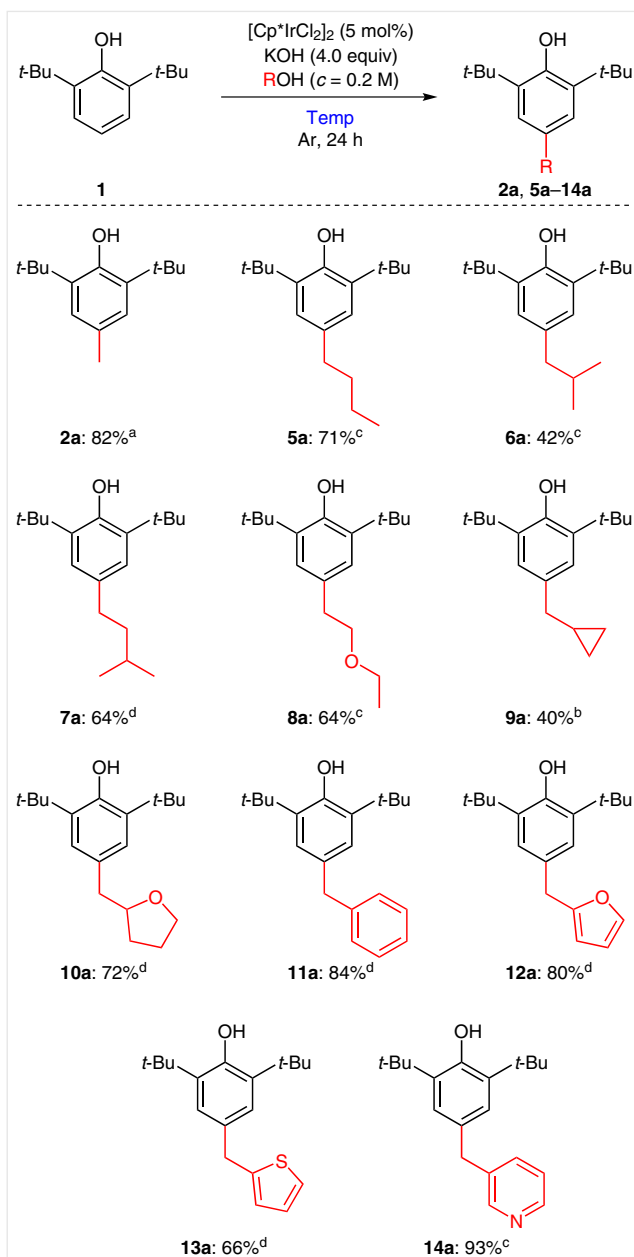
^f Compound **4** was the major product; no **1**, **2a**, or **3** was observed by ¹H NMR spectroscopy.

amount of KOH fixed at 4.0 equivalents, the catalyst/ligand loading was increased five-fold (entry 4); this did not, however, result in a larger quantity of **2a** being formed. We then changed the precatalyst from Ir(I) to Ir(III), by employing $[\text{Cp}^*\text{IrCl}_2]_2$ (entry 5; $\text{Cp}^* = \eta^5\text{-pentamethylcyclopentadienyl}$). The addition of more $[\text{Cp}^*\text{IrCl}_2]_2$ at the beginning of the reaction improved the yield of **2a** considerably, with 5 mol% $[\text{Cp}^*\text{IrCl}_2]_2$ providing clean formation of **2a** in 82% yield (entry 7). Surprisingly, despite previous success,^{2a} switching to Rh(III) resulted in extremely poor conversion into the desired C4-methylated phenol (entry 8). Further investigation with $[\text{Cp}^*\text{IrCl}_2]_2$ revealed that a temperature of 65 °C was crucial for the desired reaction pathway to occur, with little **2a** being formed at 25 °C and none being formed at 45 °C (entries 9 and 10). Concentration was also shown to have an effect (entries 11 and 12), with 0.2 M appropriate to ensure complete reaction and excellent yield.

With the optimal conditions in hand (entry 7), we also attempted to run the reaction under an atmosphere of oxygen. Previous research by our group^{2a} and by others¹¹ had shown oxygen to have a beneficial effect in hydrogen-borrowing chemistry when MeOH was used as the alkylating agent. However, in this instance a complex mixture was formed that contained neither unreacted **1** nor the desired product **2a** (entry 13). Control experiments in which either KOH or $[\text{Cp}^*\text{IrCl}_2]_2$ was omitted resulted in only unreacted **1** (entry 14) or in complete consumption of the starting material to provide the dimerized product **4** (entry 15).

With the optimization studies complete, we next chose to investigate the scope of the alcohols that could be used in this process (Scheme 2). During this investigation, it quickly became apparent that higher temperatures were required to obtain the desired alkylated products, as unreacted 2,6-di-*tert*-butylphenol (**1**), dimer **4**, and several other unidentified byproducts were obtained when the reaction was performed at 65 °C (not shown). We speculate that the additional steric bulk of these alcohols hinders the addition of the metal hydride, thereby making the reduction step difficult and preventing efficient formation of the desired alkylated product.

Pleasingly, adjustment of the reaction temperature (as shown in Scheme 2 for each alcohol) provided a wide range of C4-alkylated products. Both linear and branched primary alcohols were readily processed by using this method, forming the desired compounds in good yields (Scheme 2; **5a–8a**). Such materials would be difficult to make by conventional Friedel–Crafts-type alkylation processes, which instead involve rearrangement of the putative unstable primary cation to a more favorable secondary cation to yield the corresponding branched alkylated product.¹² Cyclopropylmethanol could also be employed under the reaction conditions to provide phenol **9a**, but temperatures exceeding 85 °C resulted in competitive ring opening to give phenol **5a** in appreciable amounts. Several benzylic and hetero-

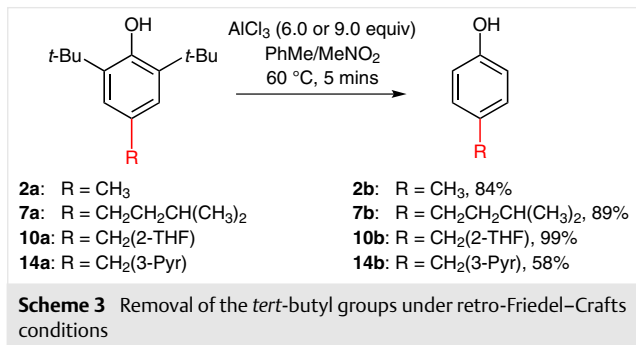


Scheme 2 Alcohol scope of the iridium-catalyzed C4-alkylation of 2,6-di-*tert*-butylphenol. The reactions were performed by using 0.30 mmol of 2,6-di-*tert*-butylphenol.

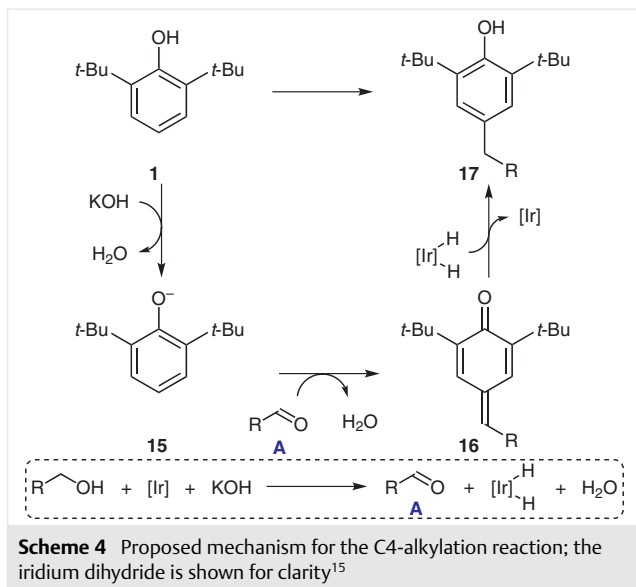
cyclic alcohols were also shown to be viable alkylating agents, giving rise to products **10a–14a** in good to excellent isolated yields (66–93%).¹³

Next, we attempted to remove the *tert*-butyl groups by means of a retro-Friedel–Crafts reaction. A selection of C4-alkylated products were treated with AlCl_3 in the presence of toluene as a *tert*-butyl acceptor (Scheme 3).¹⁴ Pleasingly, this process proceeded rapidly to deliver the corresponding

para-substituted phenols **2b**, **7b**, **10b**, and **14b** in good to excellent yields, thereby permitting subsequent synthetic manipulation at the *ortho*-positions.



With respect to the mechanism of the C4-alkylation process, we assume that the reaction proceeds by initial oxidation of the primary alcohol to the corresponding aldehyde in situ to generate an iridium hydride¹⁵ species. Deprotonation of the phenol then provides anion **15**, which reacts through the π -system to form the corresponding C4-hydroxymethylated species. Elimination of hydroxide produces *p*-quinone methide **16** as a fleeting intermediate, which might be subsequently reduced by the iridium hydride to give the desired alkylated product (Scheme 4).



In conclusion, we have shown that 2,6-di-*tert*-butylphenol can be straightforwardly alkylated at the C4-position by using a variety of alcohols. The *tert*-butyl groups can subsequently be removed under retro-Friedel–Crafts conditions to provide additional phenol products. Examinations of further applications of hydrogen-borrowing chemistry and its relevance to phenols are currently underway in our laboratory.

Reactions performed according to General Procedure A were run in glassware that was not flame-dried. Reactions performed according to General Procedure B were run under argon in anhydrous conditions in flame-dried glassware. Benzyl alcohol was purchased from Avocado, and used as supplied. All other reagents were commercially sourced from Sigma-Aldrich, Alfa Aesar, or Fluorochem and were purchased in the highest available purity. TLC was performed on pre-coated aluminum-backed Merck TLC Silica Gel 60 F₂₅₄ plates that were visualized by UV irradiation ($\lambda = 254$ nm) and/or by staining with KMnO₄ or vanillin solutions. Flash column chromatography was performed with Merck Geduran® Si 60 (0.040–0.063 mm) silica gel with the indicated solvent systems. All solvents used for chromatographic purification were of HPLC grade or equivalent and were supplied by Sigma-Aldrich. Fourier-transform IR spectra were recorded on evaporated films on a Bruker Tensor 27 spectrometer equipped with a Pike Miracle attenuated total reflectance (ATR) sampling accessory. All NMR spectra were recorded on either a Bruker AVIII HD 400 spectrometer equipped with a 5 mm z-gradient BBFO probe or an AVIII HD 500 spectrometer equipped with a 5 mm double-resonance BBF/H SMART probe, with the deuterated solvent acting as an internal reference for ¹H NMR, and the deuterated solvent carbon signal acted as an internal reference for ¹³C NMR (CDCl₃: ¹H NMR, $\delta = 7.26$ ppm; ¹³C NMR, $\delta = 77.16$ ppm; DMSO-*d*₆: ¹H NMR, $\delta = 2.50$ ppm; ¹³C NMR, $\delta = 39.50$ ppm). Chemical shifts are quoted to the nearest 0.01 ppm for ¹H NMR or 0.1 ppm for ¹³C NMR. Coupling constants are quoted to the nearest 0.1 Hz. High-resolution mass spectra were recorded on a Thermo Exactive orbitrap spectrometer equipped with a Waters Equity LC system with a flow rate of 0.2 mL/min for H₂O–MeOH–HCO₂H (10:89.9:0.1) as eluent. The system uses a heated electrospray ionization (HESI-II) probe for ESI[–] and has a resolution of 50 000 FWHM under conditions for maximum sensitivity, with an accuracy of better than 5 ppm for 24 h following external calibration on the day of analysis. The reported mass is that containing the most abundant isotopes, with each value given to four decimal places; all were within 5 ppm of the calculated mass. Melting points were obtained by using a Leica VMTG heated-stage microscope equipped with a Testo 720 thermometer and are uncorrected.

4-Alkyl-2,6-di-*tert*-butylphenols **2a**, **5a**–**14a**; General Procedure A

A 2–5 mL Biotage® microwave vial equipped with a stirrer bar was successively charged with 2,6-di-*tert*-butylphenol (**1**; 1.0 equiv), the appropriate alcohol (0.2 M), [Cp*IrCl₂]₂ (5 mol%), and KOH (4.0 equiv) in the open atmosphere. The vessel was sealed with a microwave vial cap equipped with a Reseal septum and then purged with argon for 5 mins by using a balloon. The vial, complete with argon balloon, was heated to the required temperature in a preheated oil bath for 24 h. The mixture was cooled to r.t., filtered through a silica plug (with elution by the appropriate eluent system to remove inorganics and excess alcohol), and concentrated in vacuo. The product was purified by column chromatography.

4-Alkylphenols **2b**, **7b**, **10b**, and **14b**; General Procedure B

To a solution of the appropriate phenol (1.0 equiv) in toluene (0.02 M) at r.t. was added a solution of AlCl₃ (6.0 or 9.0 equiv) in MeNO₂ (2.25 M) in one portion. The mixture was immediately heated to 60 °C by using a preheated oil bath and maintained at this temperature for 5 min. The mixture was subsequently cooled and poured into a separatory funnel containing ice and Et₂O (1:1). The layers were

separated and the aqueous layer was extracted with Et₂O (×3). The combined organics were dried (MgSO₄), filtered, and concentrated in vacuo. The product was purified by column chromatography.

2,6-Di-*tert*-butyl-4-methylphenol (2a)

2,6-Di-*tert*-butylphenol (**1**; 62.0 mg, 0.30 mmol), [Cp*IrCl₂]₂ (12.0 mg, 0.015 mmol), KOH (67.3 mg, 1.20 mmol), and MeOH (1.5 mL) were subjected to General Procedure A at 65 °C. After 24 h, the mixture was cooled and filtered through a plug of silica gel (eluting with pentane). Purification by column chromatography (silica gel, eluent load, pentane) afforded the title compound **2a** (54.1 mg, 82%) as a colorless solid; *R*_f = 0.63 (pentane–Et₂O, 98:2) [UV, KMnO₄].

¹H NMR (400 MHz, CDCl₃): δ = 6.99 (s, 2 H), 5.02 (s, 1 H), 2.28 (s, 3 H), 1.44 (s, 18 H).

¹³C NMR (101 MHz, CDCl₃): δ = 151.7, 135.9, 128.4, 125.7, 34.4, 30.5, 21.3.

4-Butyl-2,6-di-*tert*-butylphenol (5a)

2,6-Di-*tert*-butylphenol (62.0 mg, 0.30 mmol), [Cp*IrCl₂]₂ (12.0 mg, 0.015 mmol), KOH (67.3 mg, 1.20 mmol), and BuOH (1.5 mL) were subjected to General Procedure A at 105 °C. After 24 h, the mixture was cooled and filtered through a plug of silica gel (eluting with pentane). Purification by column chromatography (silica gel, eluent load, pentane) afforded a colorless oil; yield: 56.0 mg (71%); *R*_f = 0.29 (pentane) [UV, KMnO₄].

IR (film): 3649, 2955, 2928, 2914, 2873, 2856, 1484, 1467, 1433, 1392, 1361, 1315, 1249, 1231, 1212, 1196, 1157, 1121, 1024, 933 cm⁻¹.

¹H NMR (400 MHz, CDCl₃): δ = 6.98 (s, 2 H), 5.02 (s, 1 H), 2.52 (dd, *J* = 8.0, 7.9 Hz, 2 H), 1.62–1.52 (m, 2 H), 1.44 (s, 18 H), 1.39 (app. sext, *J* = 7.2 Hz, 2 H), 0.94 (t, *J* = 7.3 Hz, 3 H).

¹³C NMR (101 MHz, CDCl₃): δ = 151.8, 135.7, 133.7, 125.0, 35.9, 34.4, 34.4, 30.5, 22.9, 14.2.

HRMS (ESI): *m/z* [M – H]⁻ calcd for C₁₈H₂₉O₁: 261.2224; found: 261.2224.

4-Isobutyl-2,6-di-*tert*-butylphenol (6a)¹⁶

2,6-Di-*tert*-butylphenol (62.0 mg, 0.30 mmol), [Cp*IrCl₂]₂ (12.0 mg, 0.015 mmol), KOH (67.3 mg, 1.20 mmol), and 2-methylpropan-1-ol (1.5 mL) were subjected to General Procedure A at 105 °C. After 24 h, the mixture was cooled and filtered through a plug of silica gel (eluting with pentane). Purification by column chromatography (silica gel, eluent load, pentane) afforded a colorless oil; yield: 32.8 mg (42%); *R*_f = 0.29 (pentane) [UV, KMnO₄].

IR (film): 3649, 3003, 2952, 2911, 2868, 2844, 1484, 1467, 1434, 1394, 1385, 1362, 1315, 1271, 1250, 1233, 1214, 1196, 1157, 1120, 1089, 1024, 932 cm⁻¹.

¹H NMR (400 MHz, CDCl₃): δ = 6.94 (s, 2 H), 5.02 (s, 1 H), 2.39 (d, *J* = 7.1 Hz, 2 H), 1.80 (app. nonet, *J* = 6.7 Hz, 1 H), 1.45 (s, 18 H), 0.92 (d, *J* = 6.7 Hz, 6 H).

¹³C NMR (101 MHz, CDCl₃): δ = 151.8, 135.5, 132.4, 125.7, 45.6, 34.4, 30.6, 30.6, 22.7.

HRMS (ESI): *m/z* [M – H]⁻ calcd for C₁₈H₂₉O₁: 261.2224; found: 261.2223.

2,6-Di-*tert*-butyl-4-isopentylphenol (7a)

2,6-Di-*tert*-butylphenol (62.0 mg, 0.30 mmol), [Cp*IrCl₂]₂ (12.0 mg, 0.015 mmol), KOH (67.3 mg, 1.20 mmol), and 3-methylbutan-1-ol (1.5 mL) were subjected to General Procedure A at 125 °C. After 24 h,

the mixture was cooled and filtered through a plug of silica gel (eluting with pentane). Purification by column chromatography (silica gel, eluent load, pentane) afforded a colorless oil; yield: 53.4 mg (64%); *R*_f = 0.38 (pentane) [UV, KMnO₄].

IR (film): 3649, 3003, 2954, 2912, 2870, 1484, 1468, 1434, 1388, 1363, 1314, 1269, 1250, 1231, 1212, 1197, 1157, 1121, 1095, 1025, 932 cm⁻¹.

¹H NMR (400 MHz, CDCl₃): δ = 7.00 (s, 2 H), 5.04 (s, 1 H), 2.57–2.51 (m, 2 H), 1.63 (app. nonet, *J* = 6.5 Hz, 1 H), 1.54–1.46 (m, 2 H), 1.46 (s, 18 H), 0.97 (d, *J* = 6.6 Hz, 6 H).

¹³C NMR (101 MHz, CDCl₃): δ = 151.7, 138.8, 133.8, 124.9, 41.5, 34.5, 34.0, 30.5, 28.2, 22.8.

HRMS (ESI): *m/z* [M – H]⁻ calcd for C₁₉H₃₁O₁: 275.2380; found: 275.2380.

2,6-Di-*tert*-butyl-4-(2-ethoxyethyl)phenol (8a)

2,6-Di-*tert*-butylphenol (62.0 mg, 0.30 mmol), [Cp*IrCl₂]₂ (12.0 mg, 0.015 mmol), KOH (67.3 mg, 1.20 mmol), and 2-ethoxyethanol (1.5 mL) were subjected to General Procedure A at 105 °C. After 24 h, the mixture was cooled and filtered through a plug of silica gel [eluting with pentane–Et₂O (98:2)]. Purification by column chromatography [silica gel, eluent load, pentane–Et₂O (98:2)] afforded a colorless oil; yield: 53.7 mg (64%); *R*_f = 0.40 (pentane–Et₂O, 95:5) [UV, KMnO₄].

IR (film): 3646, 3003, 2972, 2954, 2913, 2865, 1485, 1434, 1392, 1375, 1359, 1316, 1272, 1250, 1233, 1212, 1197, 1157, 1131, 1107, 1048, 1025, 994 cm⁻¹.

¹H NMR (400 MHz, CDCl₃): δ = 7.03 (s, 2 H), 5.07 (s, 1 H), 3.61 (t, *J* = 7.5 Hz, 2 H), 3.53 (q, *J* = 7.0 Hz, 2 H), 2.82 (t, *J* = 7.5 Hz, 2 H), 1.44 (s, 18 H), 1.23 (t, *J* = 7.0 Hz, 3 H).

¹³C NMR (101 MHz, CDCl₃): δ = 152.3, 135.8, 129.5, 125.6, 72.3, 66.3, 36.4, 34.4, 30.5, 15.4.

HRMS (ESI): *m/z* [M – H]⁻ calcd for C₁₈H₂₉O₂: 277.2173; found: 277.2172.

2,6-Di-*tert*-butyl-4-(cyclopropylmethyl)phenol (9a)

2,6-Di-*tert*-butylphenol (62.0 mg, 0.30 mmol), [Cp*IrCl₂]₂ (12.0 mg, 0.015 mmol), KOH (67.3 mg, 1.20 mmol), and cyclopropylmethanol (1.5 mL) were subjected to General Procedure A at 85 °C. After 24 h, the mixture was cooled and filtered through a plug of silica gel (eluting with pentane). Purification by column chromatography (silica gel, eluent load, pentane) afforded a colorless solid; yield: 31.0 mg (40%); mp 40–42 °C; *R*_f = 0.29 (pentane) [UV, KMnO₄].

IR (film): 3646, 3076, 3002, 2954, 2913, 2872, 1484, 1468, 1434, 1392, 1361, 1317, 1305, 1250, 1231, 1211, 1196, 1157, 1120, 1044, 1015, 981 cm⁻¹.

¹H NMR (400 MHz, CDCl₃): δ = 7.08 (s, 2 H), 5.05 (s, 1 H), 2.47 (d, *J* = 6.8 Hz, 2 H), 1.44 (s, 18 H), 0.97 (ttt, *J* = 8.0, 6.9, 5.0 Hz, 1 H), 0.55–0.49 (m, 2 H), 0.20–0.17 (m, 2 H).

¹³C NMR (101 MHz, CDCl₃): δ = 152.0, 135.7, 132.8, 125.0, 40.4, 34.4, 30.5, 12.2, 4.8.

HRMS (ESI): *m/z* [M – H]⁻ calcd for C₁₈H₂₇O₁: 259.2067; found: 259.2066.

2,6-Di-*tert*-butyl-4-(tetrahydrofuran-2-ylmethyl)phenol (10a)

2,6-Di-*tert*-butylphenol (62.0 mg, 0.30 mmol), [Cp*IrCl₂]₂ (12.0 mg, 0.015 mmol), KOH (67.3 mg, 1.20 mmol), and tetrahydrofurfuryl alcohol (1.5 mL) were subjected to General Procedure A at 125 °C. After 24 h, the mixture was cooled and filtered through a plug of silica gel

[eluting with pentane–Et₂O (98:2)]. Purification by column chromatography [silica gel, eluent load, pentane–Et₂O (98:2)] afforded a colorless solid; yield: 62.5 mg (72%); mp 74–76 °C; *R_f* = 0.26 (pentane–Et₂O, 95:5) [UV, KMnO₄].

This procedure was also scaled up five-fold (1.50 mmol of 2,6-di-*tert*-butylphenol) to give **10a** in comparable yield [321 mg (74%)].

IR (film): 3637, 2975, 2955, 2917, 2873, 2855, 1484, 1432, 1399, 1390, 1367, 1359, 1305, 1271, 1235, 1213, 1197, 1164, 1139, 1120, 1060, 1027, 968 cm⁻¹.

¹H NMR (400 MHz, CDCl₃): δ = 7.01 (s, 2 H), 5.05 (s, 1 H), 4.03 (app. quint, *J* = 6.7 Hz, 1 H), 3.90 (ddd, *J* = 8.3, 7.2, 6.1 Hz, 1 H), 3.74 (td, *J* = 7.9, 6.2 Hz, 1 H), 2.85 (dd, *J* = 13.6, 6.1 Hz, 1 H), 2.65 (dd, *J* = 13.6, 6.8 Hz, 1 H), 1.99–1.78 (m, 3 H), 1.62–1.51 (m, 1 H), 1.43 (s, 18 H).

¹³C NMR (101 MHz, CDCl₃): δ = 152.3, 135.7, 129.6, 125.8, 80.6, 68.0, 42.1, 34.4, 31.2, 30.5, 25.7.

HRMS (ESI): *m/z* [M – H]⁻ calcd for C₁₉H₂₉O₂: 289.2173; found: 289.2172.

4-Benzyl-2,6-di-*tert*-butylphenol (**11a**)¹⁷

2,6-Di-*tert*-butylphenol (62.0 mg, 0.30 mmol), [Cp*IrCl₂]₂ (12.0 mg, 0.015 mmol), KOH (67.3 mg, 1.20 mmol), and BnOH (1.5 mL) were subjected to General Procedure A at 125 °C. After 24 h, the mixture was cooled and filtered through a plug of silica gel (eluting with pentane). Purification by column chromatography (silica gel, eluent load, pentane) afforded a colorless solid; yield: 75.1 mg (84%); mp 47–49 °C; *R_f* = 0.29 (pentane) [UV, KMnO₄].

IR (film): 3623, 2960, 2954, 2912, 2872, 1495, 1482, 1454, 1431, 1392, 1363, 1308, 1246, 1232, 1212, 1197, 1176, 1143, 1120, 1076, 1027, 935 cm⁻¹.

¹H NMR (400 MHz, CDCl₃): δ = 7.36–7.30 (m, 2 H), 7.27–7.20 (m, 3 H), 7.04 (s, 2 H), 5.11 (s, 1 H), 3.95 (s, 2 H), 1.46 (s, 18 H).

¹³C NMR (101 MHz, CDCl₃): δ = 152.2, 141.9, 135.9, 131.7, 129.0, 128.5, 125.9, 125.6, 42.0, 34.4, 30.5.

HRMS (ESI): *m/z* [M – H]⁻ calcd for C₂₁H₂₇O₁: 295.2067; found: 295.2067.

2,6-Di-*tert*-butyl-4-(2-furylmethyl)phenol (**12a**)

2,6-Di-*tert*-butylphenol (62.0 mg, 0.30 mmol), [Cp*IrCl₂]₂ (12.0 mg, 0.015 mmol), KOH (67.3 mg, 1.20 mmol), and furfuryl alcohol (1.5 mL) were subjected to General Procedure A at 125 °C. After 24 h, the mixture was cooled and filtered through a plug of silica gel [eluting with pentane–Et₂O (99:1)]. Purification by column chromatography [silica gel, eluent load, pentane–Et₂O (100:0 to 99:1)] afforded a colorless solid; yield: 68.5 mg (80%); mp 72–74 °C; *R_f* = 0.44 (pentane) [UV, KMnO₄].

IR (film): 3639, 2976, 2952, 2915, 2876, 2862, 1509, 1471, 1432, 1401, 1390, 1360, 1307, 1272, 1236, 1213, 1197, 1169, 1138, 1120, 1068, 1028, 1004, 938 cm⁻¹.

¹H NMR (400 MHz, CDCl₃): δ = 7.34 (dd, *J* = 1.8, 0.8 Hz, 1 H), 7.04 (s, 2 H), 6.30 (dd, *J* = 3.1, 1.9 Hz, 1 H), 6.00 (dd, *J* = 3.1, 0.8 Hz, 1 H), 5.10 (s, 1 H), 3.90 (s, 2 H), 1.43 (s, 18 H).

¹³C NMR (101 MHz, CDCl₃): δ = 155.5, 152.5, 141.4, 136.0, 128.8, 125.4, 110.3, 106.1, 34.4, 30.4.

HRMS (ESI): *m/z* [M – H]⁻ calcd for C₁₉H₂₅O₂: 285.1860; found: 285.1859.

2,6-Di-*tert*-butyl-4-(2-thienylmethyl)phenol (**13a**)

2,6-Di-*tert*-butylphenol (62.0 mg, 0.30 mmol), [Cp*IrCl₂]₂ (12.0 mg, 0.015 mmol), KOH (67.3 mg, 1.20 mmol), and 2-thienylmethanol (1.5 mL) were subjected to General Procedure A at 125 °C. After 24 h, the mixture was cooled and filtered through a plug of silica gel [eluting with pentane–Et₂O (100:0 to 98:2 to 95:5)]. Purification by column chromatography [silica gel, eluent load, pentane–Et₂O (99:1)] afforded a yellow solid; yield: 60.0 mg (66%); mp 39–41 °C; *R_f* = 0.50 (pentane–Et₂O, 98:2) [UV, KMnO₄].

IR (film): 3628, 3000, 2967, 2953, 2912, 2870, 1484, 1430, 1391, 1360, 1314, 1271, 1249, 1229, 1211, 1195, 1183, 1146, 1121, 1104, 1073, 1036, 1023, 932 cm⁻¹.

¹H NMR (400 MHz, CDCl₃): δ = 7.15 (dd, *J* = 5.1, 1.2 Hz, 1 H), 7.08 (s, 2 H), 6.94 (dd, *J* = 5.1, 3.4 Hz, 1 H), 6.81 (dd, *J* = 3.4, 1.1 Hz, 1 H), 5.12 (s, 1 H), 4.10 (s, 2 H), 1.45 (s, 18 H).

¹³C NMR (101 MHz, CDCl₃): δ = 152.4, 145.2, 136.0, 131.0, 126.9, 125.3, 124.9, 123.7, 36.0, 34.5, 30.4.

HRMS (ESI): *m/z* [M – H]⁻ calcd for C₁₉H₂₅O₁S₁: 301.1632; found: 301.1631.

2,6-Di-*tert*-butyl-4-(pyridin-3-ylmethyl)phenol (**14a**)

2,6-Di-*tert*-butylphenol (62.0 mg, 0.30 mmol), [Cp*IrCl₂]₂ (12.0 mg, 0.015 mmol), KOH (67.3 mg, 1.20 mmol), and pyridin-3-ylmethanol (1.5 mL) were subjected to General Procedure A at 105 °C. After 24 h, the mixture was cooled and filtered through a plug of silica gel [eluting with pentane–Et₂O (50:50)]. Purification by column chromatography [silica gel, eluent/CH₂Cl₂ load, pentane–Et₂O (50:50)] afforded a colorless solid; yield: 83.0 mg (93%); mp 139–141 °C; *R_f* = 0.22 (pentane–Et₂O, 50:50) [UV, KMnO₄].

This procedure was also scaled up five-fold (1.50 mmol of 2,6-di-*tert*-butylphenol), and afforded **14a** in a comparable yield [384 mg (86%)].

IR (film): 3297, 2993, 2961, 2948, 2916, 2868, 1576, 1481, 1455, 1435, 1423, 1390, 1359, 1288, 1266, 1234, 1212, 1198, 1172, 1136, 1116, 1097, 1042, 1021, 985 cm⁻¹.

¹H NMR (500 MHz, CDCl₃): δ = 8.50 (d, *J* = 1.9 Hz, 1 H), 8.45 (dd, *J* = 4.8, 1.6 Hz, 1 H), 7.49 (dt, *J* = 7.7, 1.9 Hz, 1 H), 7.20 (dd, *J* = 7.7, 4.8 Hz, 1 H), 6.96 (s, 2 H), 5.12 (s, 1 H), 3.89 (s, 2 H), 1.41 (s, 18 H).

¹³C NMR (126 MHz, CDCl₃): δ = 152.5, 150.3, 147.6, 137.3, 136.4, 136.2, 130.5, 125.5, 123.5, 39.1, 34.5, 30.4.

HRMS (ESI): *m/z* [M – H]⁻ calcd for C₂₀H₂₆N₁O₁: 296.2020; found: 296.2018.

p-Cresol (**2b**)

To a solution of 2,6-di-*tert*-butyl-4-methylphenol (**2a**; 66.1 mg, 0.30 mmol) in toluene (15 mL) was added a solution of AlCl₃ (240.0 mg, 1.8 mmol) in MeNO₂ (0.80 mL) in one portion according to General Procedure B. Purification by column chromatography [silica gel, eluent load, pentane–Et₂O (85:15)] afforded a colorless solid; yield: 27.1 mg (84%); *R_f* = 0.20 (pentane–Et₂O, 90:10) [UV, KMnO₄].

¹H NMR (400 MHz, CDCl₃): δ = 7.05 (d, *J* = 8.4 Hz, 2 H), 6.74 (d, *J* = 8.4 Hz, 2 H), 4.88 (br s, 1 H), 2.28 (s, 3 H).

¹³C NMR (101 MHz, CDCl₃): δ = 153.3, 130.2, 130.1, 115.2, 20.6.

4-Isopentylphenol (**7b**)

To a solution of 2,6-di-*tert*-butyl-4-isobutylphenol (**7a**; 48.7 mg, 0.18 mmol) in toluene (9 mL) was added a solution of AlCl₃ (144.0 mg, 1.08 mmol) in MeNO₂ (0.48 mL) in one portion according to General

Procedure B. Purification by column chromatography [silica gel, eluent load, pentane–Et₂O (90:10)] afforded a colorless oil; yield: 26.4 mg (89%); $R_f = 0.26$ (pentane–Et₂O, 85:15) [UV, KMnO₄].

IR (film): 3333, 2955, 2930, 2901, 2869, 2849, 1614, 1597, 1513, 1468, 1453, 1441, 1384, 1366, 1336, 1265, 1237, 1219, 1171, 1115, 1097, 1082, 1016, 855 cm⁻¹.

¹H NMR (400 MHz, CDCl₃): $\delta = 7.06$ (d, $J = 8.5$ Hz, 2 H), 6.76 (d, $J = 8.5$ Hz, 2 H), 4.81 (s, 1 H), 2.57–2.52 (m, 2 H), 1.58 (app. nonet, $J = 6.6$ Hz, 1 H), 1.51–1.43 (m, 2 H), 0.93 (d, $J = 6.6$ Hz, 6 H).

¹³C NMR (101 MHz, CDCl₃): $\delta = 153.4, 135.5, 129.5, 115.2, 41.2, 33.0, 27.7, 22.7$.

HRMS (ESI): m/z [M – H]⁻ calcd for C₁₁H₁₅O₁: 163.1128; found: 163.1128.

4-(Tetrahydrofuran-2-ylmethyl)phenol (10b)

To a solution of 2,6-di-*tert*-butyl-4-(tetrahydrofuran-2-ylmethyl)phenol (**10a**; 87.1 mg, 0.30 mmol) in toluene (15 mL) was added a solution of AlCl₃ (240.0 mg, 1.80 mmol) in MeNO₂ (0.80 mL) in one portion according to General Procedure B. Purification by column chromatography [silica gel, eluent load, pentane–Et₂O (80:20 to 70:30)] afforded a colorless oil; yield: 53.0 mg (99%); $R_f = 0.21$ (pentane–Et₂O, 70:30) [UV, KMnO₄].

IR (film): 3261, 3019, 2976, 2950, 2922, 2874, 2858, 1614, 1595, 1514, 1444, 1373, 1359, 1309, 1267, 1227, 1202, 1171, 1111, 1041, 1012, 954.

¹H NMR (400 MHz, CDCl₃): $\delta = 7.04$ (d, $J = 8.4$ Hz, 2 H), 6.68 (d, $J = 8.4$ Hz, 2 H), 4.94 (s, 1 H), 4.08 (quint, $J = 6.6$ Hz, 1 H), 3.91 (ddd, $J = 8.3, 7.1, 6.5$ Hz, 1 H), 3.78 (ddd, $J = 8.2, 7.6, 6.1$ Hz, 1 H), 2.82 (dd, $J = 13.7, 6.7$ Hz, 1 H), 2.69 (dd, $J = 13.7, 6.2$ Hz, 1 H), 1.99–1.80 (m, 3 H), 1.63–1.52 (m, 1 H).

¹³C NMR (101 MHz, CDCl₃): $\delta = 154.5, 130.6, 130.3, 115.4, 80.6, 68.0, 41.1, 31.0, 25.7$.

HRMS (ESI): m/z [M + H]⁺ calcd for C₁₁H₁₅O₂: 179.1067; found: 179.1068

4-(Pyridin-3-ylmethyl)phenol (14b)

To a solution of 2,6-di-*tert*-butyl-4-(pyridin-3-ylmethyl)phenol (**14a**; 89.2 mg, 0.30 mmol) in toluene (15 mL) was added a solution of AlCl₃ (240.0 mg, 1.80 mmol) in MeNO₂ (0.80 mL) in one portion according to General Procedure B. Purification by column chromatography (silica gel, solid load, Et₂O) afforded a colorless solid; yield: 32.0 mg (58%); mp 185–187 °C; $R_f = 0.25$ (Et₂O) [UV, KMnO₄].

IR (film): 3063, 3041, 2956, 2921, 2852, 2791, 2723, 2674, 2607, 2360, 2341, 2324, 2189, 2166, 1990, 1610, 1593, 1579, 1512, 1481, 1454, 1433, 1420, 1379, 1348, 1319, 1294, 1278, 1267, 1246, 1204, 1187, 1175, 1124, 1101, 1047, 1032, 1009, 956 cm⁻¹.

¹H NMR (500 MHz, DMSO-*d*₆): $\delta = 9.22$ (s, 1 H), 8.46 (br s, 1 H), 8.39 (br s, 1 H), 7.57 (d, $J = 7.6$ Hz, 1 H), 7.29 (br s, 1 H), 7.02 (d, $J = 8.2$ Hz, 2 H), 6.68 (d, $J = 8.4$ Hz, 2 H), 3.83 (s, 2 H).

¹³C NMR (126 MHz, DMSO-*d*₆): $\delta = 155.7, 149.5, 147.1, 137.4, 135.9, 130.5, 129.5, 123.5, 115.3, 37.2$.

HRMS (ESI): m/z [M + H]⁺ calcd for C₁₂H₁₂N₁O₁: 186.0913; found: 186.0914.

Acknowledgment

We are grateful to the EPSRC [J.R.F., T.J.D., Established Career Fellowship (EP/L023121/1)] and A*STAR, Singapore (C.B.C.) for financial support.

Supporting Information

Supporting information for this article is available online at <http://dx.doi.org/10.1055/s-0035-1561439>.

References

- (1) For recent reviews, see: (a) Dobereiner, G. E.; Crabtree, R. H. *Chem. Rev.* **2010**, *110*, 681. (b) Bähn, S.; Imm, S.; Neubert, L.; Zhang, M.; Neumann, H.; Beller, M. *ChemCatChem* **2011**, *3*, 1853. (c) Pan, S.; Shibata, T. *ACS Catal.* **2013**, *3*, 704. (d) Gunanathan, C.; Milstein, D. *Science* **2013**, *341*, 1229712. (e) Ketcham, J. M.; Shin, I.; Montgomery, T. P.; Krische, M. J. *Angew. Chem. Int. Ed.* **2014**, *53*, 9142. (f) Obora, Y. *ACS Catal.* **2014**, *4*, 3972. (g) Yang, Q.; Wang, Q.; Yu, Z. *Chem. Soc. Rev.* **2015**, *44*, 2305. (h) Nandakumar, A.; Midya, S. P.; Landge, V. G.; Balaraman, E. *Angew. Chem. Int. Ed.* **2015**, *54*, 11022.
- (2) (a) Chan, L. M. K.; Poole, D. L.; Shen, D.; Healy, M. P.; Donohoe, T. *J. Angew. Chem. Int. Ed.* **2014**, *53*, 761. (b) Shen, D.; Poole, D. L.; Shotton, C. C.; Kornahrens, A. F.; Healy, M. P.; Donohoe, T. *J. Angew. Chem. Int. Ed.* **2015**, *54*, 1642. (c) Frost, J. R.; Cheong, C. B.; Akhtar, W. M.; Caputo, D. F. J.; Stevenson, N. G.; Donohoe, T. *J. J. Am. Chem. Soc.* **2015**, *137*, 15664.
- (3) Weisssemel, K.; Arpe, H.-J. In *Industrial Organic Chemistry*, 3rd ed.; Wiley-VCH: Weinheim, **1997**, 358.
- (4) Kornblum, N.; Seltzer, R. *J. Am. Chem. Soc.* **1961**, *83*, 3668.
- (5) (a) Lederer, L. *J. Prakt. Chem.* **1894**, *50*, 223. (b) Manasse, O. *Ber. Dtsch. Chem. Ges.* **1894**, *27*, 2409.
- (6) (a) Lee, D.-H.; Kwon, K.-H.; Yi, C. S. *J. Am. Chem. Soc.* **2012**, *134*, 7325. (b) Walton, J. W.; Williams, J. M. *J. Angew. Chem. Int. Ed.* **2012**, *51*, 12166.
- (7) Chen, Z.; Zeng, H.; Girard, S. A.; Wang, F.; Chen, N.; Li, C.-J. *Angew. Chem. Int. Ed.* **2015**, *54*, 14487.
- (8) (a) For ¹H NMR data for **3**, see: Baik, W.; Lee, H. J.; Yoo, C. H.; Jung, J. W.; Kim, B. H. *J. Chem. Soc., Perkin Trans. 1* **1997**, 587. (b) For ¹H NMR data for **4**, see: Barton, B.; Logie, C. G.; Schoonees, B. M.; Zeelie, B. *Org. Process Res. Dev.* **2005**, *9*, 62.
- (9) Bi(cyclohexadienylidene)dione **4** is not isolable, but has been previously characterized in solution by ¹H NMR spectroscopy; see: (a) Winstein, S.; Filar, L. *J. Tetrahedron Lett.* **1960**, *9*. (b) Dyall, L. K.; Winstein, S. *J. Am. Chem. Soc.* **1972**, *94*, 2196.
- (10) Although not observed in the ¹H NMR spectrum of the crude product, it is likely that addition of MeOH to the benzoquinone methide is also a competitive process; as a result, elimination of methoxide may also be required prior to reduction. See: Omura, K. *J. Org. Chem.* **1991**, *56*, 921.
- (11) (a) Gabrielsson, A. A.; van Leeuwen, P. P.; Kaim, W. W. *Chem. Commun.* **2006**, 4926. (b) Jiang, B.; Feng, Y.; Ison, E. A. *J. Am. Chem. Soc.* **2008**, *130*, 14462.
- (12) (a) Friedel, C.; Crafts, J. M. *J. Chem. Soc.* **1877**, *32*, 725. (b) Friedel, C.; Crafts, J. M. *Bull. Soc. Chim. Fr.* **1877**, 530.
- (13) Application of this methodology to other phenols has so far proven limited.
- (14) (a) Matsuura, B. S.; Keylor, M. H.; Li, B.; Lin, Y.; Allison, S.; Pratt, D. A.; Stephenson, C. R. *J. Angew. Chem. Int. Ed.* **2015**, *54*, 3754. (b) Saleh, S. A.; Tashtoush, H. I. *Tetrahedron* **1998**, *54*, 14157.
- (15) At this stage we cannot comment with any certainty whether an iridium mono- or dihydride species is formed.
- (16) Phillips, J. P.; Gillmore, J. G.; Schwartz, P.; Brammer, L. E. Jr.; Berger, D. J.; Tanko, J. M. *J. Am. Chem. Soc.* **1998**, *120*, 195.
- (17) Nishinaga, A.; Nakamura, K.; Matsuura, T.; Rieker, A.; Koch, D.; Griesshammer, R. *Tetrahedron* **1979**, *35*, 2493.