

2-Aminobenzimidazole Organocatalyzed Asymmetric Amination of Cyclic 1,3-Dicarbonyl Compounds

Paz Trillo

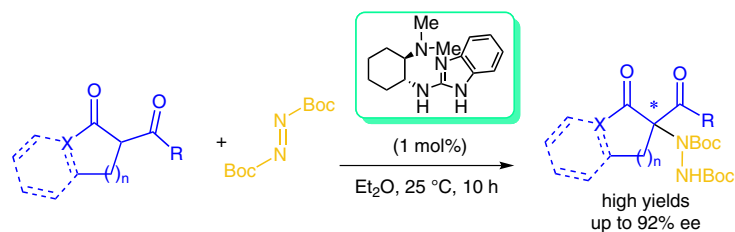
Melania Gómez-Martínez

Diego A. Alonso

Alejandro Baeza*

Departamento de Química Orgánica, Facultad de Ciencias, and Instituto de Síntesis Orgánica (ISO), Universidad de Alicante, Apdo 99, 03080 Alicante, Spain
alex.baeza@ua.es

Dedicated to the memory of Prof. Carlos F. Barbas III



Received: 19.09.2014

Accepted after revision: 18.10.2014

Published online: 27.11.2014

DOI: 10.1055/s-0034-1379494; Art ID: st-2014-d0783-I

Abstract The use of a *trans*-cyclohexanediamine benzimidazole derivative as a hydrogen-bond catalyst for the electrophilic amination of cyclic 1,3-dicarbonyl compounds is herein presented. High yields and enantioselectivities varying from moderate to excellent are generally obtained using mild reaction conditions and as low as 1 mol% of catalyst loading.

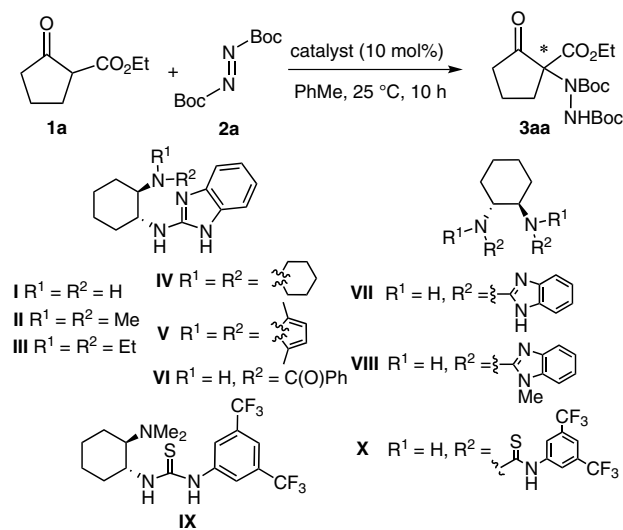
Key words organocatalysis, electrophilic amination, asymmetric catalysis, dicarbonyl compounds, benzimidazole

The construction of chiral quaternary stereocenters bearing an amine moiety represents an important reaction in synthetic organic chemistry due to the range of compounds possessing such a structure in nature, most of them having biological and pharmaceutical activity.¹ In this sense, a wide variety of methods has been developed to gain access to these motifs. Among them, the asymmetric electrophilic amination of prochiral carbonyl compounds employing diazocarbonylates as nitrogen source is a simple and straightforward method since the latter reagents are bench-stable and readily available.²

Particularly interesting is the catalytic asymmetric α -amination of prochiral 1,3-dicarbonyl compounds, since the highly functionalized resulting structures can be further transformed and elaborated.^{1–3} In this regard, several strategies have recently been developed to accomplish this transformation.³ Thus, since the pioneer work of Jørgensen and co-workers using a copper(II)-box catalytic system⁴ different methods, not only metal-catalyzed,⁵ but also employing organocatalysts^{6–8} have been reported.

Recently, we have been interested in the use of *trans*-cyclohexanediamine benzimidazole derivatives as hydrogen-bonding organocatalysts in various organic transformations.⁹ Therefore, we decided to explore the

Table 1 Catalyst Screening^a



Entry	Catalyst	Conversion (%) ^b	ee (%) ^c
1	I	>95	68
2	II	>95	90
3	III	>95	75
4	IV	>95	85
5	V	90	10
6	VI	80	<i>rac</i>
7	VII	90	50
8	VIII	15	<i>rac</i>
9	IX	70	65
10	X	<15	n.d.

^a Reaction conditions: **1a** (0.10 mmol), **2a** (0.15 mmol), catalyst (10 mol%) in toluene (1 mL).

^b Determined by ¹H NMR analysis from the reaction crude.

^c Determined by chiral HPLC (Daicel Chiralpak IA, see Supporting Information for details).

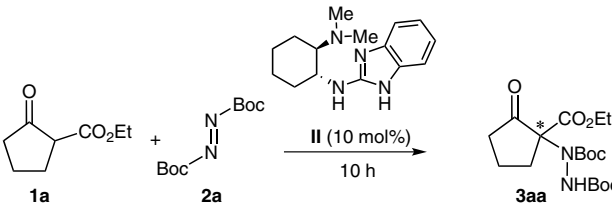
performance of these catalysts in the electrophilic amination of 1,3-dicarbonyl compounds. The results of this study are disclosed herein.

First, the search for the appropriate catalyst to carry out this reaction was tackled using ethyl 2-oxocyclopentane-carboxylate (**1a**) and di-*tert*-butylazodicarboxylate (**2a**) as model substrates (Table 1) and different *trans*-cyclohexanediamine benzimidazole derivatives **I–VIII** (Table 1, entries 1–8). The more basic catalysts **I–IV** afforded the corresponding amination product **3aa** in high conversions and enantioselectivities (Table 1, entries 1–4), reaching up to 90% ee in the case of dimethylamino derivative **II** (Table 1, entry 2). The presence of less basic nitrogen in the catalysts, as is the case of **V** and **VI**, resulted in a dramatic drop of enantioselection (Table 1, entries 5 and 6). Next, bis(2-amino-benzoimidazole) derivatives **VII** and **VIII** were also evaluated, but poorer results were observed in both conversion and enantioselectivity (Table 1, entries 7 and 8). Finally, for the sake of comparison, Takemoto's thiourea catalyst **IX** and the bistiourea **X** were also evaluated but moderate conversion and enantioselectivity and low conversion were observed, respectively (Table 1, entries 9 and 10).

Once the organocatalyst screening revealed that benzimidazole **II** provided the best results, further optimization of reaction conditions was performed (Table 2). Firstly, different solvents were tested (Table 2, entries 1–7) obtaining the best results in terms of both conversion and enantioselectivity when toluene, diethyl ether and hexane were employed (Table 2, entries 1, 3 and 6). With these solvents the temperature influence was evaluated. Thus, at 0 °C, the same results were observed (Table 2, entries 8–10) and lowering the temperature to –20 °C resulted in lower conversions with enantioselectivity remaining the same. At this point, and since the influence of the temperature was negligible, we decided to continue the optimization at room temperature, using diethyl ether as solvent for solubility reasons. For substrate efficiency, we carried out the reaction using 1.05 equivalents of **2a** and the same results were observed (Table 2, entry 11). Next, the effect of concentration of **1a** was studied, and exactly the same results were obtained using 0.2 M and 0.05 M reaction solutions (Table 2, entries 12 and 13); therefore we chose the latter as optimal concentration. Finally, we tried to reduce the amount of catalyst and we observed that not only 5 mol% (Table 2, entry 14), but also as low as 1 mol% of catalyst loading was enough to promote the reaction with full conversion and excellent enantioselectivity (Table 2, entry 15).

Then, with the optimal reaction conditions established (Table 2, entry 15), we decided to study the influence of the diazocarbonyl structure (Scheme 1). Thus, β -keto ester **1a** was allowed to react with different alkyl diazocarbonylates **2b–d** but in all cases the results turned out to be worse than that in the case of **2a**.

Table 2 Optimization of Reaction Parameters^a



Entry	Solvent	Temp (°C)	Conv. (%) ^b	ee (%) ^c
1	toluene	25	>95	90
2	CH ₂ Cl ₂	25	45	90
3	Et ₂ O	25	>95	92
4	THF	25	90	86
5	TBME	25	95	87
6	hexane	25	>95	92
7	MeOH	25	90	52
8	toluene	0	>95	90
9	Et ₂ O	0	>95	92
10	hexane	0	95	92
11 ^d	Et ₂ O	25	>95	92
12 ^{d,e}	Et ₂ O	25	>95	92
13 ^{d,f}	Et ₂ O	25	>95	92
14 ^{d,e,g}	Et ₂ O	25	>95	92
15 ^{d,e,h}	Et ₂ O	25	>95	92

^a Reaction conditions: **1a** (0.10 mmol), **2a** (0.15 mmol), **II** (10 mol%) in solvent (1.0 mL).

^b Determined by ¹H NMR analysis from the reaction crude.

^c Determined by chiral HPLC (Daicel Chiralpak IA, see Supporting Information for details).

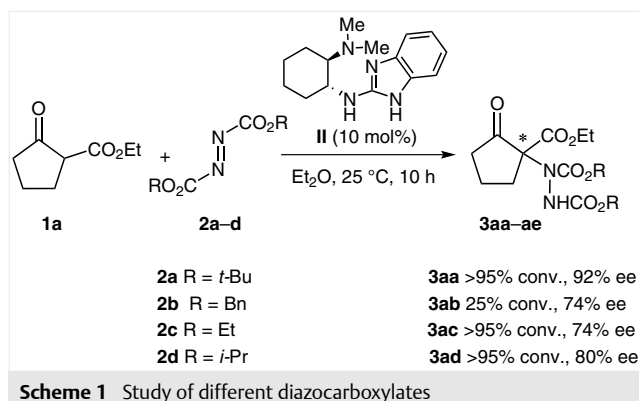
^d Amount of **2a** used was 0.105 mmol (1.05 equiv).

^e Volume of Et₂O (**1a**) = 0.2 M used was 0.5 mL.

^f Volume of Et₂O (**1a**) = 0.05 M used was 2 mL.

^g Conditions: 5 mol% of **II**, 0.5 mL of Et₂O.

^h Conditions: 1 mol% of **II**, 0.5 mL of Et₂O.



Scheme 1 Study of different diazocarbonylates

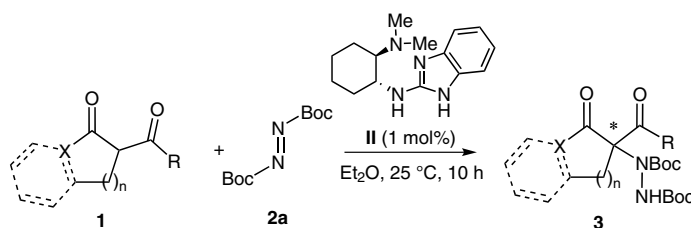
With the reaction parameters optimized we next explored substrate scope (Table 3).¹⁰ First, cyclic β -keto esters were examined. As previously noted **1a** yielded the desired

product in high yields and with 92% ee (Table 3, entry 1). Surprisingly, when the six-membered analogue was submitted to the optimal reaction conditions it failed completely, even when higher catalyst loadings were investigated (Table 3, entry 2). The use of benzocondensed substrate **1c** rendered the amination product **3ca** in high yield and moderate enantioselectivity (Table 3, entry 3). In contrast, high optical purity along with high yield were obtained with keto ester **1d** (Table 3, entry 4). Cyclic β -amido ester was also examined but a disappointingly low enantioselectivity was obtained despite several reaction conditions tested (Table 3, entry 5).

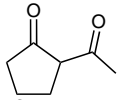
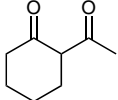
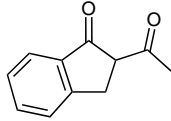
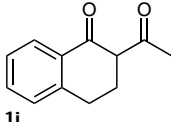
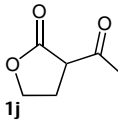
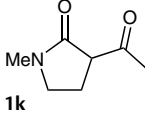
Next, the more reactive cyclic 1,3-diketones were considered. The five-membered ring diketone **1f** was firstly tested obtaining good yield and moderate enantioselectivi-

ty (Table 3, entry 6). In this case, the yield was slightly increased by using 5 mol% catalyst loading. As already observed in the case of keto esters, the six-membered 1,3-diketone **1g** afforded low conversions, regardless of the reaction conditions tested (Table 3, entry 7). The corresponding benzocondensed analogues **1h** and **1i** were also evaluated and, in both cases, gave high yields although moderate enantioselectivities for the corresponding amination products were achieved (Table 3, entry 7). In both cases a slight increase of the optical purity was observed by lowering the temperature. Finally, compounds **1j** and **1k** gave rise to the corresponding amination products, **3ja** and **3ka** respectively, in good yields but with poor ee values.

Table 3 Substrate Scope^a



Entry	1	3	Yield (%) ^b	ee (%) ^c
1		3aa	99	92
2		3ba	<10	n.d.
3		3ca	97	45
4		3da	98	88
5		3ea	87	20

Entry	1	3	Yield (%) ^b	ee (%) ^c
6	 1f	3fa	75 (82) ^d	50
7	 1g	3ga	<10	n.d.
8	 1h	3ha	88 (70) ^e	27 (35) ^e
9	 1i	3ia	70 (68) ^f	48 (54) ^f
10	 1j	3ja	66	26
11	 1k	3ka	89	25

^a Unless otherwise stated, the reaction conditions were: **1a** (0.20 mmol), **2a** (0.21 mmol), **II** (1 mol%) in Et₂O (1 mL), 25 °C.

^b Isolated yield after column chromatography.

^c Determined by chiral HPLC (see Supporting Information for details).

^d The reaction was carried out using 5 mol% of **II**.

^e The reaction was carried out at -20 °C.

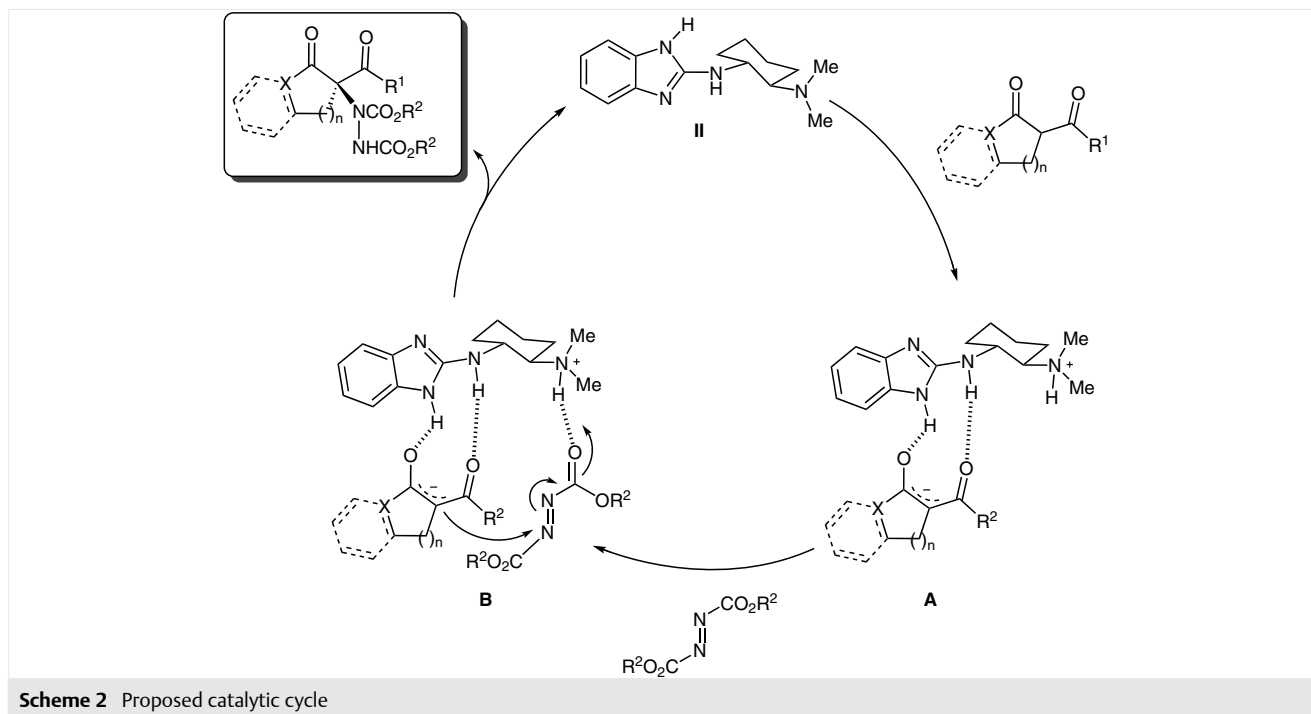
^f The reaction was carried out at -50 °C.

Different linear β -keto ester and 1,3-diketones were also evaluated but, despite our efforts, racemic mixtures were obtained in all the cases.

Regarding the reaction mechanism, and based on previous computational and experimental studies carried out by our research group employing identical catalysts for the asymmetric conjugate addition of 1,3-dicarbonyl compounds onto nitroalkenes,^{9a} we propose the catalytic cycle depicted in Scheme 2 in which benzimidazole **II** can act as a bifunctional organocatalyst. Thus, **II** can act initially as a base, forming the corresponding 1,3-dicarbonyl compound enolate, that can coordinate through hydrogen-bonding to the catalyst, as depicted in intermediate **A**. Then, the protonated dimethylamino moiety can activate the diazocarboxylate and hence facilitate the enantioselective attack of the enolate (intermediate **B**), releasing the corresponding amination product and regenerating the organocatalyst **II**.

It is worthy of note that the *S*-configured amination product seems to be obtained when (*R,R*)-**II** is employed. This assumption was taken from a specific rotation comparison between product **3aa** and the values reported in literature.¹¹

In conclusion, we have demonstrated that chiral *trans*-cyclohexanediamine benzimidazole derivative **II** is a suitable and effective organocatalyst for the asymmetric electrophilic amination of cyclic 1,3-dicarbonyl compounds. The corresponding amination products are obtained in the majority of the cases with high yields and moderate to high enantioselectivities using just 1 mol% of catalyst loading. In addition, a bifunctional role of the catalyst is assumed due to a presumably dual hydrogen-bond activation of both the 1,3-dicarbonyl compound and the diazocarboxylate.



Acknowledgment

Financial support from the University of Alicante (VIGROB-173, GRE12-03, UAU113-01, UAU113-02) is gratefully acknowledged.

Supporting Information

Supporting information for this article is available online at <http://dx.doi.org/10.1055/s-0034-1379494>.

References

- (1) (a) Brogini, G.; Borsini, E.; Piarulli, U. In *Science of Synthesis, Cross-Coupling and Heck-Type Reactions*; Vol. 3; Molander, G. A.; Wolfe, J. P.; Larhed, M., Eds.; Thieme: Stuttgart, **2013**, 521–583. (b) Christoffers, J.; Mann, A. *Angew. Chem. Int. Ed.* **2001**, *40*, 4591. (c) Corey, E. J.; Guzman-Perez, A. *Angew. Chem. Int. Ed.* **1998**, *37*, 389.
- (2) Ciganek, E. In *Organic Reactions*; Vol. 72; Denmark, S. E., Ed.; Wiley: New Jersey, **2008**, 1–366.
- (3) For selected reviews about electrophilic amination, see: (a) Erdik, E. *Tetrahedron* **2004**, *60*, 8747. (b) Greck, C.; Drouillat, B.; Thomassigny, C. *Eur. J. Org. Chem.* **2004**, 1377. (c) Guillena, G.; Ramón, D. J. *Tetrahedron: Asymmetry* **2006**, *17*, 1465. (d) Vilaivan, T.; Bhanthumnavin, W. *Molecules* **2010**, *15*, 917. (e) Vallribera, A.; Sebastian, R. M.; Shafir, A. *Curr. Org. Chem.* **2011**, *15*, 1539. (f) Russo, A.; De Fusco, C.; Lattanzi, A. *RSC Adv.* **2012**, *2*, 385. (g) Chauhan, P.; Chimni, S. S. *Tetrahedron: Asymmetry* **2013**, *24*, 343.
- (4) Marigo, M.; Juhl, K.; Jørgensen, K. A. *Angew. Chem. Int. Ed.* **2003**, *42*, 1367.
- (5) For selected examples of metal-catalyzed electrophilic amination of 1,3-dicarbonyl compounds with diazocarbonylates, see: (a) Foltz, C.; Stecker, B.; Marconi, G.; Bellemin-Laponaz, S.; Wadepohl, H.; Gade, L. H. *Chem. Commun.* **2005**, 5115. (b) Kang, Y. K.; Kim, D. Y. *Tetrahedron Lett.* **2006**, *47*, 4565. (c) Mashiko, T.; Kumagai, N.; Shibasaki, M. *J. Am. Chem. Soc.* **2009**, *131*, 14990. (d) Mang, J. Y.; Kwon, D. G.; Kim, D. Y. *Bull. Korean Chem. Soc.* **2009**, *30*, 249. (e) Ghosh, S.; Nandakumar, M. V.; Krautscheid, H.; Schneider, C. *Tetrahedron Lett.* **2010**, *51*, 1860. (f) Torres, M.; Maisse-François, A.; Bellemin-Laponaz, S. *ChemCatChem* **2013**, *5*, 3078.
- (6) For selected examples of electrophilic amination of 1,3-dicarbonyl compounds with diazocarbonylates using chiral amines as organocatalysts, see: (a) Saaby, S.; Bella, M.; Jørgensen, K. A. *J. Am. Chem. Soc.* **2004**, *126*, 8120. (b) Pihko, P. M.; Pohjakallio, A. *Synlett* **2004**, 2115. (c) Liu, X.; Li, H.; Deng, L. *Org. Lett.* **2005**, *7*, 169. (d) Santacruz, L.; Niembro, S.; Santillana, A.; Shafir, A.; Vallribera, A. *New J. Chem.* **2014**, *38*, 636.
- (7) For selected examples of electrophilic amination of 1,3-dicarbonyl compounds with diazocarbonylates using phase-transfer catalysts, see: (a) He, R.; Wang, X.; Hashimoto, T.; Maruoka, K. *Angew. Chem. Int. Ed.* **2008**, *47*, 9466. (b) Lan, Q.; Wang, X.; He, R.; Ding, C.; Maruoka, K. *Tetrahedron Lett.* **2009**, *50*, 3280. (c) He, R.; Maruoka, K. *Synthesis* **2009**, 2289.
- (8) For selected examples of electrophilic amination of 1,3-dicarbonyl compounds with diazocarbonylates using hydrogen-bond catalysis, see: (a) Xu, X.; Yabuta, T.; Yuan, P.; Takemoto, Y. *Synlett* **2006**, 137. (b) Terada, M.; Nakano, M.; Ube, H. *J. Am. Chem. Soc.* **2006**, *128*, 16044. (c) Jung, S. H.; Kim, D. Y. *Tetrahedron Lett.* **2008**, *49*, 5527. (d) Konishi, H.; Lam, T. Y.; Malerich, J. P.; Rawal, V. H. *Org. Lett.* **2010**, *12*, 2028. (e) Han, X.; Zhong, F.; Lu, Y. *Adv. Synth. Catal.* **2010**, *352*, 2778. (f) Zhang, Z.-H.; Dong, X.-Q.; Tao, H.-Y.; Wang, C.-J. *ARKIVOC* **2011**, (ii), 137. (g) Inokuma, T.; Furukawa, M.; Uno, T.; Suzuki, Y.; Yoshida, K.

Yano, Y.; Matsuzaki, K.; Takemoto, Y. *Chem. Eur. J.* **2011**, *17*, 10470. (h) Murai, K.; Fukushima, S.; Nakamura, A.; Shimura, M.; Fujioka, H. *Tetrahedron* **2011**, *67*, 4862.

- (9) For recent publications, see: (a) Almasi, D.; Alonso, D. A.; Gómez-Bengoa, E.; Nájera, C. *J. Org. Chem.* **2009**, *74*, 6163. (b) Gómez-Torres, E.; Alonso, D. A.; Gómez-Bengoa, E.; Nájera, C. *Org. Lett.* **2011**, *13*, 6106. (c) Gómez-Torres, E.; Alonso, D. A.; Gómez-Bengoa, E.; Nájera, C. *Eur. J. Org. Chem.* **2013**, 1434. (d) Trillo, P.; Baeza, A.; Nájera, C. *Synthesis* **2014**, in press; DOI: 10.1055/s-0034-1378618.
- (10) **General Procedure for the Asymmetric Amination of Cyclic 1,3-Dicarbonyl Compounds:** In a tube, open to the atmosphere, in a thermostated bath (25 °C) the requisite 1,3-dicarbonyl compound (0.2 mmol) was added to a solution of organocatalyst **II** (0.002 mmol, 1 mol%) in Et₂O (1 mL). After 5 min, di-*tert*-butylazodicarboxylate (**2a**; 0.21 mmol, 1.05 equiv) was added in one portion and the reaction was then allowed to react for 10 h. After this time, H₂O (5 mL) and EtOAc were added, and then the aqueous layer was re-extracted with EtOAc (2 × 5 mL). The combined organic phases were dried (MgSO₄), filtered and the solvent was evaporated under reduced pressure.

Finally, the crude product was purified by flash chromatography using hexanes–EtOAc mixtures as eluent.

Physical and spectroscopic data given below are for compound **3da** and may be taken as representative. For further details; see Supporting Information. **Di-*tert*-butyl 1-[2-(Ethoxycarbonyl)-1-oxo-1,2,3,4-tetrahydronaphthalen-2-yl]hydrazine-1,2-dicarboxylate (3da)**^{8b} Slightly yellow viscous oil (88 mg, 98% yield, 91% ee); [α]_D²⁸ +23.3 (*c* = 2.0, CHCl₃). ¹H NMR (300 MHz): δ = 1.33 (br m, 21 H), 2.67 (m, 1 H), 2.95 (m, 2 H), 3.44 (br m, 1 H), 4.31 (q, *J* = 7.0 Hz, 2 H), 6.23 (m, 1 H), 7.25 (m, 2 H), 7.46 (m, 1 H), 7.95 (dd, *J* = 28.0, 7.2 Hz, 1 H). ¹³C NMR (75 MHz): δ = 14.1, 25.6, 27.7, 28.0, 31.1, 60.3, 61.9, 80.8, 82.7, 126.4, 127.7, 128.5, 131.7, 133.4, 154.4, 155.5, 169.5, 191.0. MS (IE): *m/z* (%) = 348 (6.5) [M⁺ – Boc], 292 (47), 219 (100), 175 (86), 158 (30). Chiral HPLC analysis: Chiralcel IA column, hexane-*i*-PrOH (85:15), flow rate = 1 mL/min, λ = 254 nm, retention times: *t*_R = 8.0, 11.5 min.

- (11) (*S*)-**3aa** [α]_D²⁹ +3.8 (*c* = 1, CHCl₃, 92% ee). Reported value in ref. 5b for *R*-enantiomer: [α]_D³² –3.47 (*c* = 1.09, CHCl₃, 97% ee). See Supporting Information for further details.