

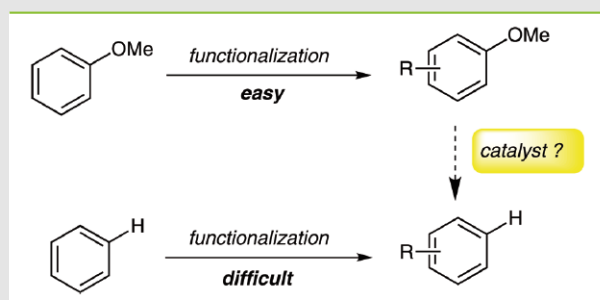
SYNFORM

People, Trends and Views in Synthetic Organic Chemistry

2011/04

SYNSTORIES ■ ■ ■ ■

■ **Ni-Catalyzed Reduction of Inert C–O Bonds: A New Strategy for Using Aryl Ethers as Easily Removable Directing Groups**



■ **Visible-Light-Mediated Conversion of Alcohols to Halides**

CONTACT +++++

Your opinion about SYNFORM is welcome, please correspond if you like:
marketing@thieme-chemistry.com



Dear readers,

This issue of **SYNFORM** features two **SYNSTORIES** which share a common theme: the use of metals as catalysts for breaking C–O bonds. In the first **SYNSTORY**, Dr. R. Martin (Spain) describes how his group was able to

develop a process allowing for the Ni-catalyzed reduction of a methoxy group in aryl methyl ethers. The methodology is particularly important because a methoxy group can be thereby used as a removable activating group in the synthesis of a broad range of aromatic compounds. The second **SYNSTORY** reports on a novel reaction discovered by Professor C. Stephenson (USA), which allows for the conversion of primary and secondary alcohols to the corresponding halides. This photoredox process features a conceptually new activation of the C–O bond by visible light, mediated by a ruthenium(II) catalyst. The methodology holds promise for future developments which might impose this reaction as an alternative to the Mitsunobu reaction.

Enjoy your reading!

Matteo Zanda

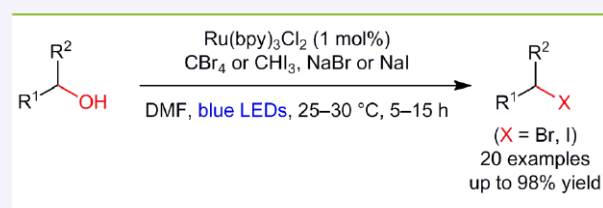
Editor of SYNFORM

IN THIS ISSUE

SYNSTORIES ■ ■ ■ ■

**Ni-Catalyzed Reduction of Inert C–O Bonds:
A New Strategy for Using Aryl Ethers as Easily
Removable Directing Groups..... A30**

**Visible-Light-Mediated Conversion of Alcohols
to HalidesA33**



COMING SOON A36

CONTACT ++++

If you have any questions or wish to send
feedback, please write to Matteo Zanda at:
Synform@chem.polimi.it

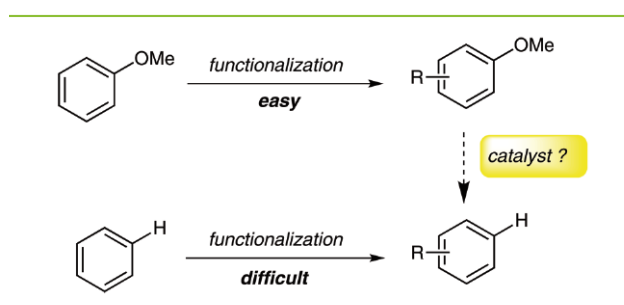
Ni-Catalyzed Reduction of Inert C–O Bonds: A New Strategy for Using Aryl Ethers as Easily Removable Directing Groups

J. Am. Chem. Soc. **2010**, *132*, 17352–17353

■ Methyl aryl ethers are highly ubiquitous in nature. The importance of such motifs, however, is primarily associated with their unique role as directing groups, allowing a number of interesting transformations including *ortho*-metalation, electrophilic aromatic substitution or Friedel–Crafts-type reactions, among many others. However, once their task has been accomplished, directing groups should be easily removed, which is often not the case. Recently, the group of Dr. Rubén Martín from the Institute of Chemical Research of Catalonia (ICIQ, Tarragona, Spain) described an effective method to fully exploit the potential of the methoxy group as a removable directing group in organic synthesis.

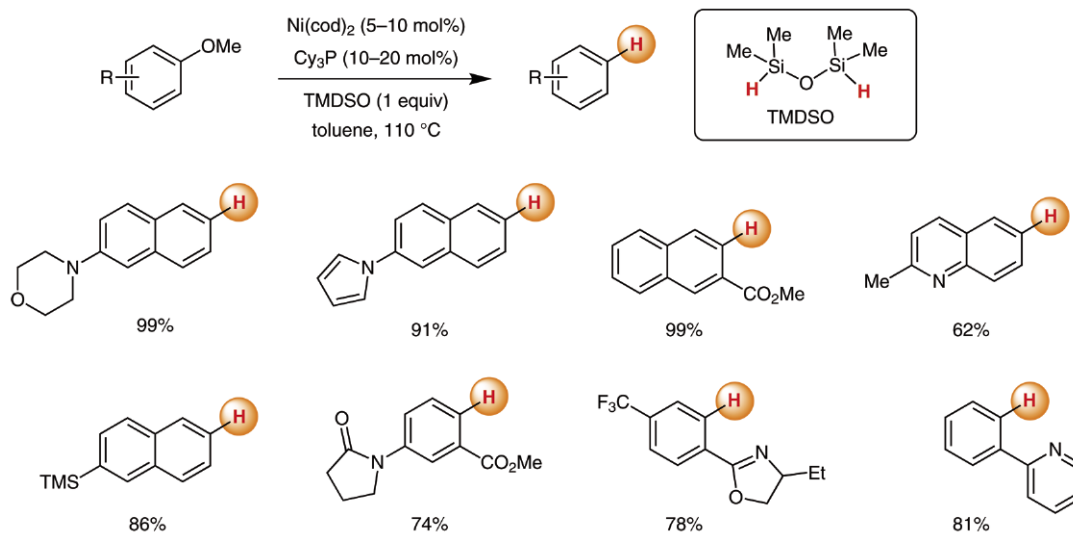
“Directing groups are generally very difficult to cleave under mild reaction conditions,” said Dr. Martín. “An illustrative example is the elegant C–H bond activation protocols recently reported in the literature based upon the ability of pyridine, oxazoline, pyrazole or anilide motifs to act as directing groups; although by no doubt very powerful methods, these procedures are not yet synthetically attractive, as the cleavage of such groups still constitutes a tremendous challenge.” According to Dr. Martín, the same concept applies when using the methyl aryl ether motif. “We decided to venture into this area of expertise by developing a metal-catalyzed reductive cleavage of inert C–OMe bonds,” he said. “Among all the inert C–O bonds, the C–OMe bond is beyond doubt the most difficult to activate. Indeed, only a limited number of C–C or C–N bond-forming reactions have been reported when coupling C–OMe bonds.” Dr. Martín and the article’s co-author, Dr. Paula Álvarez-Bercedo, anticipated that a reductive cleavage of C–OMe bonds would be very valuable for both pharmaceutical and academic laboratories, thus constituting a new strategy for using methyl aryl ethers as easily removable directing groups. “If successful, such a protocol would represent an alternative for arene functionalization, as electronically unbiased arenes are certainly very difficult to functionalize when using common synthetic organic techniques (Scheme 1),” confirmed Dr. Martín.

“We certainly had to face a tremendous challenge as inert C–OMe bonds have bond strengths in the range of

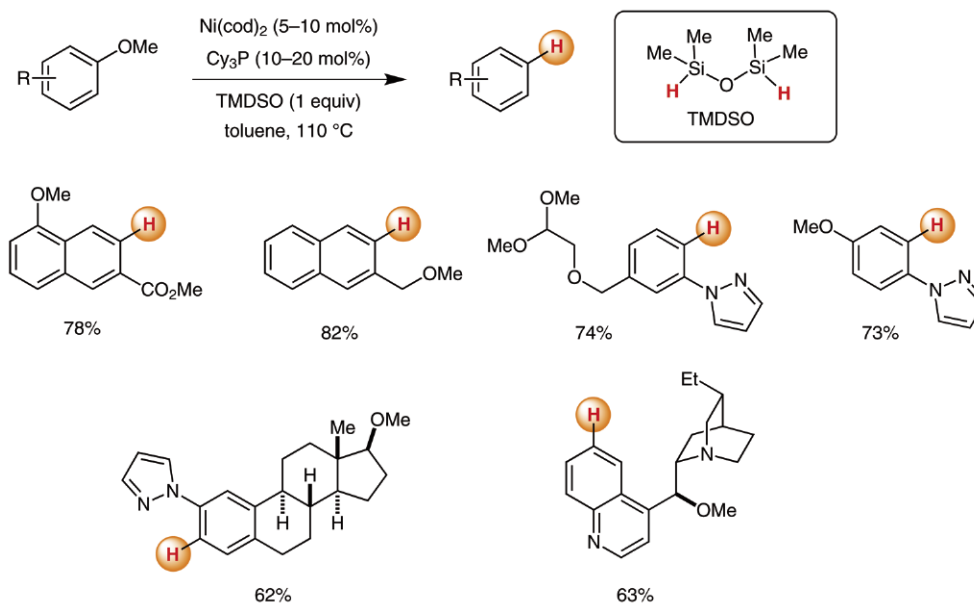


Scheme 1 Aryl ethers as temporary protecting groups

90–105 kcal·mol⁻¹. In other words, this can be translated with the difficulty of achieving oxidative addition of C–OMe bonds to metal complexes,” said Dr. Martín. “Our inspiration came from the seminal work of Wenkert (*J. Am. Chem. Soc.* **1979**, *101*, 2246) when cleaving strong bonds by employing nickel complexes, a concept that has been recently revisited in the excellent work of Shi (*Angew. Chem. Int. Ed.* **2010**, *49*, 4566) and Chatani (*Angew. Chem. Int. Ed.* **2010**, *49*, 2929). We hypothesized that a judicious choice of the supporting ligand as well as the hydride source would be critical for achieving success. As quoted by Julius Caesar, “*nothing is so difficult that it cannot be easily accomplished with careful planning*”. Indeed, after extensive screening, Dr. Martín and his co-worker discovered that the use of Cy₃P and tetramethyldisiloxane (TMDSO) as the hydride source provided the best results. The protocol turned out to be widely tolerant of functional groups as silyl groups, esters, amides, acetals, amines and heterocycles remained intact (Scheme 2). “Not surprisingly, naphthalene backbones were much more reactive than anisole derivatives, likely due to the intermediacy of η²-arene or Meisenheimer-type complexes,” explained Dr. Martín. “The presence of a directing group in an *ortho*-position, such as pyridine or oxazoline, among others, allowed us to cleave the C–OMe in anisole derivatives, possibly one of the most important accomplishments of our publication. We believe that the presence of a directing group could facilitate the oxidative addition of the corresponding *ortho*-C–O bond to the catalytically active Ni(0) species,” he said.



Scheme 2



Scheme 3

“Even more interestingly, our protocol allowed for site selectivity, as C–OMe bonds could be reductively cleaved in the presence of other C–OMe bonds, likely due to subtle steric as well as electronic differences,” continued Dr. Martín. “Importantly, the protocol can be used for natural product diversity, as highly complex molecules such as estradiol or quinine-type derivatives were used in good yields (Scheme 3).”

“We are still far from understanding the mechanism of this intriguing transformation; our current hypothesis, supported by deuterium-labeling experiments, is based upon a σ -bond meta-

thesis of the Si–H bond with the initially formed oxidative addition species,” said Dr. Martín. “Indeed, our current efforts are focused primarily on the identification and isolation of the putative reactive intermediates, hoping to shed light into the mechanism. In my honest opinion,” he concluded, “these mechanistic experiments will undoubtedly be the foundation for future developments of other related processes.”

Matteo Zanda

About the authors*Dr. R. Martín*

Rubén Martín was born in 1976. He received his PhD in 2003 at the Universitat de Barcelona (Spain) with Professor Antoni Riera. After two postdoctoral stages at the Max-Planck-Institut für Kohlenforschung with Professor Alois Fürstner and at the Massachusetts Institute of Technology with Professor Stephen L. Buchwald, he initiated his independent career in 2008 at the Institute of Chemical Research of Catalonia (ICIQ).

He has recently received the Young Investigator Award by the RSEQ (2010) and the Thieme Chemistry Journal Award (2011). His interests are focused primarily on the metal-catalyzed activation of inert chemical bonds.

*Dr. P. Álvarez-Bercedo*

Paula Álvarez-Bercedo was born in Santander (Spain). After a short stage at the University of Cambridge (UK), she received her MSc in chemistry at the Universidad de Oviedo (Spain). In 2008, she received her PhD at Jaume I University (Spain) working with Professor Miguel Carda. In 2009, she did a postdoctoral stage at the Institute of Chemical Research of Catalonia (ICIQ) with Dr. Rubén Martín. Since July 2010, she is a project researcher at Esteve-ICIQ Joint Unit (Tarragona, Spain).

Visible-Light-Mediated Conversion of Alcohols into Halides

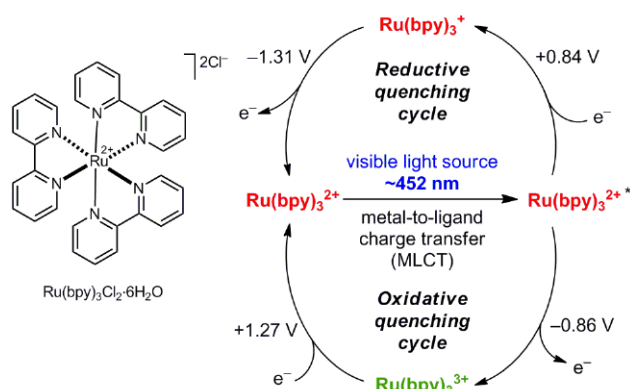
Nat. Chem. **2011**, *3*, 140–145

■ One of the biggest challenges of modern organic synthesis consists in developing selective and efficient reactions where the production of co-products and waste is minimized, and the process relies on the use of recyclable and environmentally sustainable sources of energy. One further significant step in that direction was recently accomplished by the group of Professor Corey Stephenson from Boston University (Massachusetts, USA) who reported an elegant process whereby alcohols can be converted into halides (bromides and iodides) simply by visible-light irradiation.

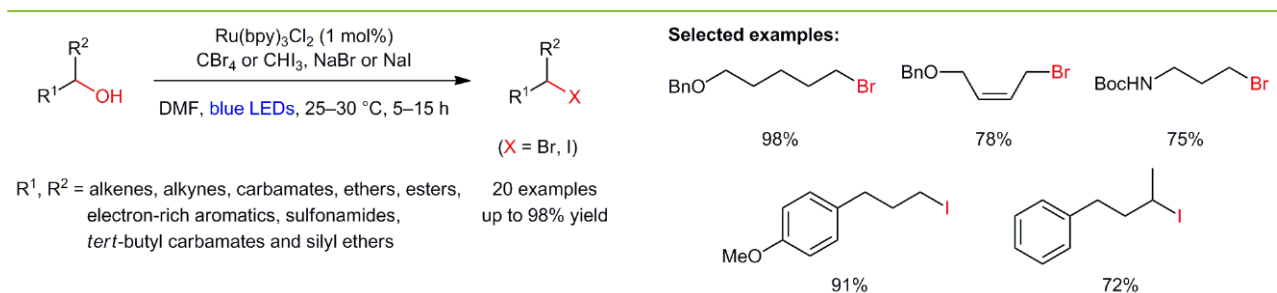
“Our group is particularly interested in exploring new reactivity concepts in the area of photoredox catalysis,” said Professor Stephenson. “We became interested in this area when we sought a solution to a problem encountered in an alkaloid synthesis project under investigation in the group. Specifically, we were able to utilize the reductive quenching pathway (Scheme 1) of $\text{Ru}(\text{bpy})_3\text{Cl}_2$ to generate the desired radical which provided our malonate couple products in excellent chemical yield. Perhaps most impressive to us was the broad substrate scope and functional group compatibility which we have observed,” he continued. “At this stage, we decided to take full advantage of the redox properties of $\text{Ru}(\text{bpy})_3\text{Cl}_2$ in utilizing the oxidative quenching pathway, hoping to gain similar functional group compatibility. This pathway would

provide access to the strong oxidative potential of Ru^{3+} (+1.27 V vs. SCE), generated via the oxidative quenching of the excited state, to further expand the scope of photocatalysis and its application in organic synthesis.”

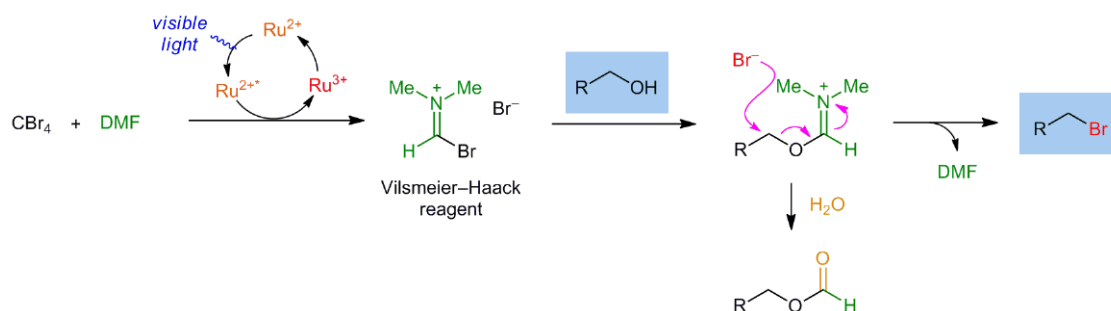
Professor Stephenson recalls that while Chunhui Dai, one of the article’s co-authors, was examining another photocatalytic oxidation reaction in late December 2009, she observed a byproduct which corresponded to the conversion of an alcohol into the corresponding formate ester. She and her colleague, Dr. Jagan Narayanam, surmised that this product was formed via the hydrolysis of an in situ generated Vilsmeier–Haack intermediate. “We immediately noted the potential to leverage this discovery as a catalytic method for activating carbon–oxygen bonds towards nucleophilic displacement, a ubiquitous transformation in organic chemistry,” said Professor Stephenson. “Fortunately, further optimization revealed that simple visible light irradiation of polyhalomethanes (CBr_4 or CHI_3) in the presence of $\text{Ru}(\text{bpy})_3\text{Cl}_2$ in DMF was sufficient to convert primary and secondary alcohols into the corresponding bromide or iodide,” he continued. Professor Stephenson explained that in comparison with traditional methods to conduct this transformation, in particular the Appel reaction (Denton and co-workers reported a catalytic variant of the Appel reaction which uses substoichiometric quantities of triphenylphosphine oxide to convert alcohols into chlorides. See: R. M. Denton, J. An, B. Adeniran *Chem. Commun.* **2010**, *46*, 3025), this innovative catalytic method avoids the stoichiometric generation of phosphine oxide waste by acting as an electron shuttle for the redox reaction. “The reagents are all commercially available and easily handled on the bench; the apparatus is easy to set up and inexpensive (in contrast to traditional photochemical apparatus); and the subsequent purification is simple, which make this phosphine-free halogenation method potentially viable on large scale,” he confirmed. “Although it is not necessary, the reaction conversion and yield was improved if an external halide source (like NaBr or NaI) was added. High functional group tolerance was observed.” Furthermore, as explained by Professor Stephenson, the reaction can be carried out in the presence of ethers, esters, carbamates, alkenes (including trisubstituted alkene and *cis*-allylic alcohol), alkynes, and electron-rich aromatics. Acid-sensitive functional groups such as *tert*-butyl carbamates and silyl ethers were also tolerated if 2,6-lutidine was added.



Scheme 1 Photoredox paradigm for $\text{Ru}(\text{bpy})_3\text{Cl}_2$



Scheme 2 Visible-light-mediated conversion of alcohols into halides



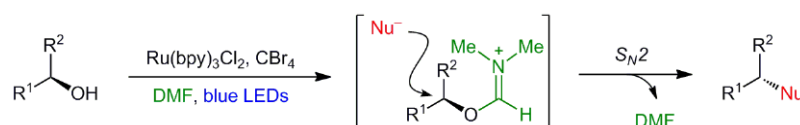
Scheme 3 Proposed mechanism via oxidative quenching of $\text{Ru(bpy)}_3\text{Cl}_2$

The mechanism of this transformation starts from irradiation of the Ru^{2+} complex by visible light to its excited state Ru^{2+*} , which reduces the C–Br bond in CBr_4 to form a $\cdot\text{CBr}_3$ radical and Br^- . The electron-deficient radical then combines with DMF and the resultant intermediate is quickly oxidized by Ru^{3+} to ultimately generate a reactive species such as the Vilsmeier–Haack reagent. The alcohol is then activated by this reagent to form the penultimate intermediate in the halide-forming reaction. “The reaction proved to be efficient on primary and acyclic secondary alcohols,” said Professor Stephenson, “however, cyclic secondary alcohols failed to give the corresponding halides, but provided the corresponding formate ester instead. On closer examination,” he continued, “this intermediate could also be isolated from reactions of primary and acyclic secondary alcohols, providing valuable mechanistic information.” Professor Stephenson said that one


drawback of this transformation in its current form was the racemization observed when subjecting chiral secondary acyclic alcohols to the reaction conditions as a result of a degenerate displacement of bromide by bromide. “This limitation of this method remains as a current challenge to our group,” he said.

“Irrespective of these challenges, we strongly believe that C–O bond activation using photoredox catalysis would provide a waste-free alternative for the well-known Mitsunobu reaction,” said Professor Stephenson. “Currently, our group is working on the direct nucleophilic substitution of alcohols using photoredox catalysis. In addition, this method may also be useful for the activation of acids for the formation of esters, amides, lactones and lactams,” he concluded. ■

Matteo Zanda



Scheme 4 Future directions: A general catalytic method for C–O bond activation towards nucleophilic displacement

The authors

From left: C. Dai, Prof. C Stephenson, Dr. J. Narayanam

COMING SOON ► ► COMING SOON ► ►

SYNFORM 2011/05 is available from April 15, 2011

In the next issues:

SYNSTORIES ■ ■ ■ ■ ■

■ Palladium-Mediated Intracellular Chemistry

(Focus on an article from the current literature)

■ One-Pot Azidochlorination of Glycals

(Focus on an article from the current literature)

FURTHER HIGHLIGHTS + + + +

SYNTHESIS

Review on: Alkylation of Imines and Their Derivatives with Organoboron Reagents: Stereocontrolled Synthesis of Homoallylic Amines

(by T. R. Ramadhar, R. A. Batey)

SYNLETT

Account on: Synthesis of Trifluoromethylated and gem-Difluoromethylenated Biologically Interesting Compounds from Fluorine-Containing Synthons

(by F.-L. Qing, F. Zheng)

SYNFACTS

Synfact of the Month in category "Synthesis of Natural Products and Potential Drugs": [Synthesis of \(+\)-Lyconadin A](#)

CONTACT + + + +

Matteo Zanda,
NRP Chair in Medical Technologies
Institute of Medical Sciences
University of Aberdeen
Foresterhill, Aberdeen, AB25 2ZD, UK
and
C.N.R. – Istituto di Chimica del Riconoscimento Molecolare,
Via Mancinelli, 7, 20131 Milano, Italy,
e-mail: Synform@chem.polimi.it, fax: +39 02 23993080

Editor

Matteo Zanda, NRP Chair in Medical Technologies, Institute of Medical Sciences, University of Aberdeen, Foresterhill, Aberdeen, AB25 2ZD, UK and
C.N.R. – Istituto di Chimica del Riconoscimento Molecolare
Via Mancinelli, 7, 20131 Milano, Italy
Synform@chem.polimi.it
Fax: +39 02 23993080

Editorial Office

- Managing Editor: Susanne Haak,
susanne.haak@thieme.de, phone: +49 711 8931 786
- Scientific Editor: Selena Boothroyd,
selena.boothroyd@thieme.de
- Scientific Editor: Stefanie Baumann,
stefanie.baumann@thieme.de, phone: +49 711 8931 776
- Senior Production Editor: Thomas Loop,
thomas.loop@thieme.de, phone: +49 711 8931 778
- Production Editor: Helene Deufel,
helene.deufel@thieme.de, phone: +49 711 8931 929
- Production Assistant: Thorsten Schön,
thorsten.schoen@thieme.de, phone: +49 711 8931 781
- Editorial Assistant: Sabine Heller,
sabine.heller@thieme.de, phone: +49 711 8931 744
- Marketing: Julia Stötzner,
julia.stoetznern@thieme.de, phone: +49 711 8931 771
- Postal Address: SYNTHESIS/SYNLETT/SYNEFACTS, Editorial Office,
Georg Thieme Verlag KG, Rüdigerstraße 14, 70469 Stuttgart, Germany,
phone: +49 711 8931 744, fax: +49 711 8931 777
- Homepage: www.thieme-chemistry.com

Publication Information

SYNFORM will be published 12 times in 2011 by Georg Thieme Verlag KG, Rüdigerstraße 14, 70469 Stuttgart, Germany, and is an additional online service for SYNTHESIS, SYNLETT and SYNEFACTS.

Publication Policy

Product names which are in fact registered trademarks may not have been specifically designated as such in every case. Thus, in those cases where a product has been referred to by its registered trademark it cannot be concluded that the name used is public domain. The same applies as regards patents or registered designs.

Ordering Information for Print Subscriptions to SYNTHESIS, SYNLETT and SYNEFACTS

The Americas: Thieme Publishers New York, Thieme Medical Publishers, Inc., 333 Seventh Avenue, New York, NY 10001, USA.

To order: customerservice@thieme.com or use the Web site facilities at www.thieme-chemistry.com, phone: +1 212 760 0888

Order toll-free within the USA: +1 800 782 3488

Fax: +1 212 947 1112

Airfreight and mailing in the USA by Publications Expeditors Inc., 200 Meacham Ave., Elmont NY 11003. Periodicals postage paid at Jamaica NY 11431.

Europe, Africa, Asia, and Australia: Thieme Publishers Stuttgart, Georg Thieme Verlag KG, Rüdigerstraße 14, 70469 Stuttgart, Germany.

To order: customerservice@thieme.de or use the Web site facilities at www.thieme-chemistry.com.

Phone: +49 711 8931 421; Fax: +49 711 8931 410

Current list prices are available through www.thieme-chemistry.com.

Online Access via Thieme-connect

The online versions of SYNFORM as well SYNTHESIS, SYNLETT and SYNEFACTS are available through Thieme-connect (www.thieme-connect.com/ejournals) where you may also register for free trial accounts. For information on multi-site licenses and pricing for corporate customers as well as backfiles please contact our regional offices:

The Americas: esales@thieme.com, phone: +1 212 584 4695

Europe, Africa, Asia, and Australia: eproducts@thieme.de, phone: +49 711 8931 407

Manuscript Submission to SYNTHESIS and SYNLETT

Please consult the Instructions for Authors before compiling a new manuscript. The current version and the Word template for manuscript preparation are available for download at www.thieme-chemistry.com. Use of the Word template helps to speed up the refereeing and production process.

Copyright

This publication, including all individual contributions and illustrations published therein, is legally protected by copyright for the duration of the copyright period. Any use, exploitation or commercialization outside the narrow limits set by copyright legislation, without the publisher's consent, is illegal and liable to criminal prosecution. This applies translating, copying and reproduction in printed or electronic media forms (databases, online network systems, Internet, broadcasting, telecasting, CD-ROM, hard disk storage, microcopy edition, photomechanical and other reproduction methods) as well as making the material accessible to users of such media (e.g., as online or offline backfiles).

Copyright Permission for Users in the USA

Authorization to photocopy items for internal or personal use, or the internal or personal use of specific clients, is granted by Georg Thieme Verlag KG Stuttgart · New York for libraries and other users registered with the Copyright Clearance Center (CCC) Transactional Reporting Service, provided that the base fee of US\$ 25.00 per copy of each article is paid directly to CCC, 22 Rosewood Drive, Danvers, MA 01923, USA, 0341-0501/02.