

Plectranthus barbatus: A Review of Phytochemistry, Ethnobotanical Uses and Pharmacology – Part 1

Authors

Rawiya H. Alasbahi¹, Matthias F. Melzig²

Affiliations

¹ Faculty of Pharmacy, Department of Pharmacognosy, University of Aden, Crater-Aden, Yemen

² Institute of Pharmacy, Free University Berlin, Berlin, Germany

Key words

- *Plectranthus barbatus*
- Lamiaceae
- forskolin
- phytochemistry
- ethnobotanical uses
- pharmacology
- 6-(3-dimethylaminopropionyl)forskolin hydrochloride (NKH477)

Abstract

Plectranthus barbatus Andr. is one of the most important species of the genus *Plectranthus* L' Herit. (Lamiaceae), with a wide variety of traditional medicinal uses in Hindu and Ayurvedic traditional medicine as well as in the folk medicine of Brazil, tropical Africa and China. The plant has therefore been an attractive target for intensive chemical and pharmacological studies up to now. This review presents data about the phytochemistry, ethnobotanical uses and pharmacology of *Plectranthus barbatus* as well as the pharmacology of its constituents. In addition to essential oil, abietane diterpenoids and 8,13-epoxy-labd-14-en-11-one diterpenoids are the main constituents found in *Plectranthus barbatus*. The major ethnobotanical uses are for intestinal disturbance and

liver fatigue, respiratory disorders, heart diseases and certain nervous system disorders. Forskolin as one of the major constituents with its unique adenylyl cyclase activation that underlies the wide range of pharmacological properties could explain the different traditional uses of *Plectranthus barbatus*. Forskolin is involved in a number of patented pharmaceutical preparations used as over-the-counter drugs for the treatment of several ailments. However, the water-insoluble nature of forskolin limits its clinical usefulness. Forskolin thus served as a prototype for the development of 6-(3-dimethylaminopropionyl)forskolin hydrochloride (NKH477) as a potent water-soluble forskolin derivative that finds use in the therapy for a number of diseases especially of the cardiovascular system.

Introduction

Plectranthus L' Herit., is a complex genus of the family Lamiaceae (Labiatae) that contains about 300 species distributed in tropical Africa, Asia and Australia [1]. Taxonomically the genera *Coleus* and *Plectranthus* are recombinated by the Japanese authors to the genus *Plectranthus* [2]. One of the most important species of this genus is *Plectranthus barbatus* Andr., which is commonly referred to by a number of synonyms such as *Plectranthus forskohlii* Briq., *Plectranthus forskalaei* Willd., *Plectranthus kilimandschari* (Gürke) H.L. Maass., *Plectranthus grandis* (Cramer) R.H. Willemsse, *Coleus forskohlii* Briq., *Coleus kilimandschari* Gürke ex Engl., *Coleus coerulescens* Gürke, *Coleus comosus* A. Rich., and *Coleus barbatus* (Andr.) Benth [1]. *Plectranthus barbatus* grows perennially over the tropical and subtropical regions of the Indian subcontinent and is cultivated commercially for its use in pickles. It is also distributed over parts of Pakistan, Sri Lanka, tropical

East Africa, Asia (South of Arabian Peninsula, China) and Brazil [3–5].

P. barbatus is one of the most commonly used medicinal species of the genus *Plectranthus*. A diversity of traditional medicinal uses of *P. barbatus* in India (Hindu and Ayurvedic medicine), East and Central Africa, China, and Brazil have been reported. The majority of uses are for intestinal disturbance and liver fatigue, respiratory disorders, heart diseases and certain central nervous system disorders [1, 3, 4, 6, 7]. *P. barbatus* root extracts, such as the 50% ethanolic and methanolic extracts were therefore, in the middle of the 1970s, independently involved in screening programs for biological activities such as cardiovascular properties in the Central Drug Research Institute (CDRI), Lucknow, India, and by the group at Hoechst India Limited in Bombay, India. Reports from both research groups revealed the hypotensive and antispasmodic effects of the root extracts as well as the isolation of the major active principle which was named coleonol by CDRI [6, 8, 9],

received May 19, 2009
revised Dec. 7, 2009
accepted January 25, 2010

Bibliography

DOI <http://dx.doi.org/10.1055/s-0029-1240898>
Published online February 22, 2010
Planta Med 2010; 76: 653–661
© Georg Thieme Verlag KG
Stuttgart · New York ·
ISSN 0032-0943

Correspondence

Prof. Dr. Matthias F. Melzig
Institute of Pharmacy
Free University Berlin
Königin-Luise-Str. 2 + 4
14195 Berlin
Germany
Phone: + 49 30 83 85 14 51
Fax: + 49 30 83 85 14 61
melzig@zedat.fu-berlin.de

Table 1 Diterpenoids isolated from *Plectranthus barbatus*.

No. of the compound	Name of the compound	Part ^a used	<i>P. barbatus</i> location	References
Abietane diterpenoids				
1	(+)-Allylroleanone (plectranthone J)	L	East Africa – Kenya	[15]
2	Coleon S	L	China	[16, 17]
3	Coleon O	L	East Africa – Kenya	[18]
4	Coleon T	L	China	[16, 17]
5	Plectrin	L	East Africa – Kenya	[15, 18]
6	Barbatusin	L	Brazil	[7, 19, 20]
7	3 β -Hydroxy-3-deoxybarbatusin	L	Brazil	[7]
8	Cyclobutatusin	L	Brazil	[7, 19, 21]
9	7 β -Acetyl-12-deacetoxy-cyclobutatusin	L	Brazil	[19]
10	(16R)-Coleon E	L	East Africa – Kenya	[15, 22]
11	Coleon F	L	East Africa – Kenya	[15, 23]
12	(16R)-Plectrinon A	L	Brazil, East Africa – Kenya	[3, 15]
13	Plectrinon B	L	East Africa – Kenya	[15]
14	14-Deoxycoleon U	R	China	[24]
15	Coleon C	WP	China	[25]
16	6,7-Secoabietane diterpene I	S	Brazil	[26]
17	6,7-Secoabietane diterpene II	S	Brazil	[26]
18	Cariocal	S	Brazil	[27]
19	Abietatriene (dehydroabietane)	R	India	[28]
20	Demethylcryptojaponol (11-hydroxysugiol)	R	China	[24]
21	Ferruginol	S	Brazil	[29]
22	Sugiol	WP	China	[30]
23	20-Deoxocarnosol	S	Brazil	[31, 32]
24	6 β -Hydroxycarnosol	S	Brazil	[33]
25	Barbatusol	S	Brazil	[29]
8,13-Epoxy-labd-14-en-11-one-diterpenoids				
26	Forskolin (7 β -acetoxy-1 α ,6 β ,9 α -trihydroxy-8,13-epoxy-labd-14-en-11-one; coleonol; colforsin; 1-deacetylforskolin B, 6-deacetylforskolin J)	R, R	India, China	[5, 10, 34–37]
27	9-Deoxyforskolin (7 β -acetoxy-1 α ,6 β -dihydroxy-8,13-epoxy-labd-14-en-11-one)	R	India	[5, 35, 38]
28	1,9-Dideoxyforskolin (7 β -acetoxy-6 β -hydroxy-8,13-epoxy-labd-14-en-11-one)	R	India	[5, 10, 35]
29	1,9 Dideoxy-7-deacetylforskolin (6 β ,7 β -dihydroxy-8,13-epoxy-labd-14-en-11-one)	R	India	[5, 10, 35]
30	Deacetyl-1-deoxyforskolin (6 β ,7 β ,9 α -trihydroxy-8,13-epoxy-labd-14-en-11-one)	R	India	[35]
31	6-Acetyl-1-deoxyforskolin	WP	China	[39]
32	6-Acetyl-1,9-dideoxyforskolin	WP	China	[39]
33	1,6-Di-O-acetylforskolin (1 α ,6 β ,7 β -tri-acetoxy-9 α -hydroxy-8,13-epoxy-labd-14-en-11-one; forskolin A; 1,7-diacetyl-forskolin)	R, WP	China	[4, 40, 41]
34	1-Acetylforskolin (1 α ,7 β -diacetoxy-6 β ,9 α -dihydroxy-8,13-epoxy-labd-14-en-11-one; forskolin B)	R, WP	China	[4, 40, 41]
35	Isoforskolin (6 β -acetoxy-1 α ,7 β ,9 α -trihydroxy-8,13-epoxy-labd-14-en-11-one; coleonol B; forskolin C; 1-deacetylforskolin I)	R, R, L, WP	India, China	[4, 10, 16, 37, 40–45]
36	1,9-Dideoxycoleonol B (7 β -hydroxy-6 β -acetoxy-8,13-epoxy-labd-14-en-11-one)	R	India,	[46]
37	7-Deacetylforskolin (1 α ,6 β ,7 β ,9 α -tetrahydroxy-8,13-epoxy-labd-14-en-11-one; deacetylforskolin; 6-deacetyl-forskolin; forskolin D)	R, R, WP	India, China	[4, 5, 10, 35, 40, 41]
38	Forskolin E (1 α ,7 β -diacetoxy-6 β -hydroxy-8,13-epoxy-labd-14-en-11-one; 9-dehydroxyforskolin B)	R, WP	China	[4, 47]
39	Forskolin F (7 β -acetoxy-6 β ,9 α -dihydroxy-8,13-epoxy-labd-14-en-11-one; 1-deoxyforskolin; 1-deacetoxyforskolin B; coleonol D)	R, R, WP	India, China	[4, 35, 43, 47, 48]
40	Forskolin G (1 α -hydroxy-6 β ,7 β -diacetoxy-8,13-epoxy-labd-14-en-11-one; 1-deacetyl-9-dehydroxyforskolin A; 1-deacetyl-6-acetylforskolin E)	R, WP	China	[44, 45, 47, 49, 50]
41	Forskolin H (1 α ,6 β -diacetoxy-8,13-epoxy-labd-14-en-11-one; 7-deacetoxy-9-dehydroxyforskolin A; plectromatin C)	R, WP	China	[44, 45, 47, 49]
42	Forskolin I (1 α ,6 β -diacetoxy-7 β ,9 α -dihydroxy-8,13-epoxy-labd-14-en-11-one; 7-deacetylforskolin A; 1-acetylforskolin C)	R, WP	China	[44, 45, 51, 52]
43	Forskolin J (1 α ,9 α -dihydroxy-6 β ,7 β -diacetoxy-8,13-epoxy-labd-14-en-11-one; 6-O-acetylforskolin; 1-deacetylforskolin A; 7-acetylforskolin C)	R	China	[44, 51, 52]
44	1,6-Diacetoxy-9-deoxyforskolin (1 α ,6 β ,7 β -tri-acetoxy-8,13-epoxy-labd-14-en-11-one; forskolin K; 9-dehydroxyforskolin A)	R, WP	China	[30, 44, 52]
45	6 β -Hydroxy-8,13-epoxy-labd-14-en-11-one (forskolin L)	R, R	China, India	[35, 44, 52] (continued)

Table 1 Continued

No. of the compound	Name of the compound	Part ^a used	<i>P. barbatus</i> location	References
46	Coleosol (6 β ,9 β -dihydroxy-8,13-epoxy-labd-14-en-11-one; 6 β ,9 β -dihydroxy-11-oxomanoyloxide)	R	India	[43, 53]
47	1-Acetoxy coleosol (1 α -acetoxy-6 β ,9 α -dihydroxy-8,13-epoxy-labd-14-en-11-one)	R	India	[46]
48	Coleol (9 α -hydroxy-8,13-epoxy-labd-14-en-11-one)	R	India	[35, 43, 54, 55]
49	11-Oxomanoyloxide (8,13-epoxy-labd-14-en-11-one)	R	India	[35]
50	Coleonol E (7 α -acetoxy-6 β -hydroxy-8,13-epoxy-labd-14-en-11-one)	R	India	[56]
51	Coleonol F (6 β -acetoxy-7 α ,9 α -dihydroxy-8,13-epoxy-labd-14-en-11-one)	R	India	[56]
52	Deoxycoleonol (7 α -acetoxy-1 α ,6 β -dihydroxy-8,13-epoxy-labd-14-en-11-one)	R	India	[57]
8,13-Epoxy-labd-diterpenoids with some deviations				
53	3-Hydroxyforskolin	WP	China	[58]
54	3-Hydroxyisoforskolin	WP	China	[58]
55	13-Epi-9-deoxycoleonol (13-epi-9-deoxyforskolin; 7 β -acetoxy-1 α ,6 β -dihydroxy-8,13-epoxy-labd-14-en-11-one)	R	India	[59]
56	Coleonol C (6 β -acetoxy-1 α ,7 α ,9 α -trihydroxy-8,13- β -epoxy-labd-14-en-11-one)	R	India	[57]
57	Coleonone (8,13-epoxy-labd-14-en-12-one)	R	India	[54, 55]
58	Manoyl oxide (8,13-epoxy-labd-14-ene)	R	India	[28]
Miscellaneous labdane diterpenoids				
59	13-Epi-sclareol	R	India	[60]
60	Forskoditerpene A (5 β ,9 β ,10 α ,12 β -9,12-cyclo-7,13E-labdadien-15-oic acid)	WP	China	[61]
61	12-Hydroxy-8,13E-labdadien-15-oic acid	WP	China	[39]
62	Coleolic acid (11-ol,13-Me,8(9),13(14)Zlabdadien-15-oic acid)	WP	China	[62]
63	Coleonic acid (11-one,13-Me,8(9),13(14)Zlabdadien-15-oic acid)	WP	China	[62]
8,13-Epoxy-labd-14-en-11-one-diterpene glycosides				
64	Forskoditerpenoside A (6 β -acetoxy-7 β ,9 α -dihydroxy-8,13-epoxy-labd-14-en-11-one-1 α -O- β -D-glucopyranoside)	WP	China	[63]
65	Forskoditerpenoside B (6 β ,7 β -diacetoxy-9 α -hydroxy-8,13-epoxy-labd-14-en-11-one-1 α -O- β -D-glucopyranoside)	WP	China	[63]
66	Forskoditerpenoside C (6 β -acetoxy-7 β -hydroxy-8,13-epoxy-labd-14-en-11-one-1 α -O- β -D-glucopyranoside)	WP	China	[61]
67	Forskoditerpenoside D (6 β ,7 β -diacetoxy-8,13-epoxy-labd-14-en-11-one-1 α -O- β -D-glucopyranoside)	WP	China	[61]
68	Forskoditerpenoside E (6 β -acetoxy-8,13-epoxy-labd-14-en-11-one-1 α -O- β -D-glucopyranoside)	WP	China	[61]

^a L = leaf; R = root; S = stem; WP = whole plant

and forskolin (**26**) (see **Fig. 2**) by Hoechst India Limited [5, 10]. Subsequent chemical analysis and NMR spectral studies revealed the identity of both compounds [11–13]. Additionally, a great number of constituents of *P. barbatus* were isolated and the pharmacology of some of them was unraveled.

The unique ability of forskolin (**26**) to stimulate adenylyl cyclase directly, not through β -adrenoreceptors, in different broken cell preparations as well as in intact tissues, with a consequently increasing level of adenosine 3',5'-cyclic monophosphate (cAMP) [5, 14], still motivates a great deal of scientific investigations of forskolin, forskolin derivatives and other constituents of *P. barbatus*. The biological profile, mechanism of action as well as the biochemical properties of forskolin have been revealed through a great number of studies worldwide. Although forskolin has been used in diverse studies for over 30 years, it will most likely continue to be an important tool to study the variety of cellular processes.

Due to the importance of *P. barbatus* in traditional medicine and as a source of forskolin, a general adenylyl cyclase activator with a great variety of pharmacological effects, the increasing use of the plant extracts standardized with certain amounts of forskolin as well as forskolin as over-the-counter drugs in spite of its clinical

uselessness because of its nonspecific general activation of adenylyl cyclase and low water solubility, and the distribution of information regarding *P. barbatus* under a number of synonymous Latin names, the purpose of this review is to provide data about the phytochemistry, ethnobotanical uses and pharmacology of *P. barbatus* and its major constituents such as forskolin (**26**) (see **Fig. 2**) and to delineate the potential of forskolin for the development of the novel water-soluble forskolin derivate, the 6-(3-dimethylaminopropionyl)forskolin hydrochloride (NKH477) (**79**) (see **Fig. 7**) as a substantial therapeutic agent.

Phytochemistry



P. barbatus, especially that grown in India, Brazil, East Africa (Kenya) and China has been an attractive target for intensive chemical and pharmacological studies for novel biologically active constituents. The main constituents isolated from different parts of *P. barbatus* are diterpenoids and essential oil.

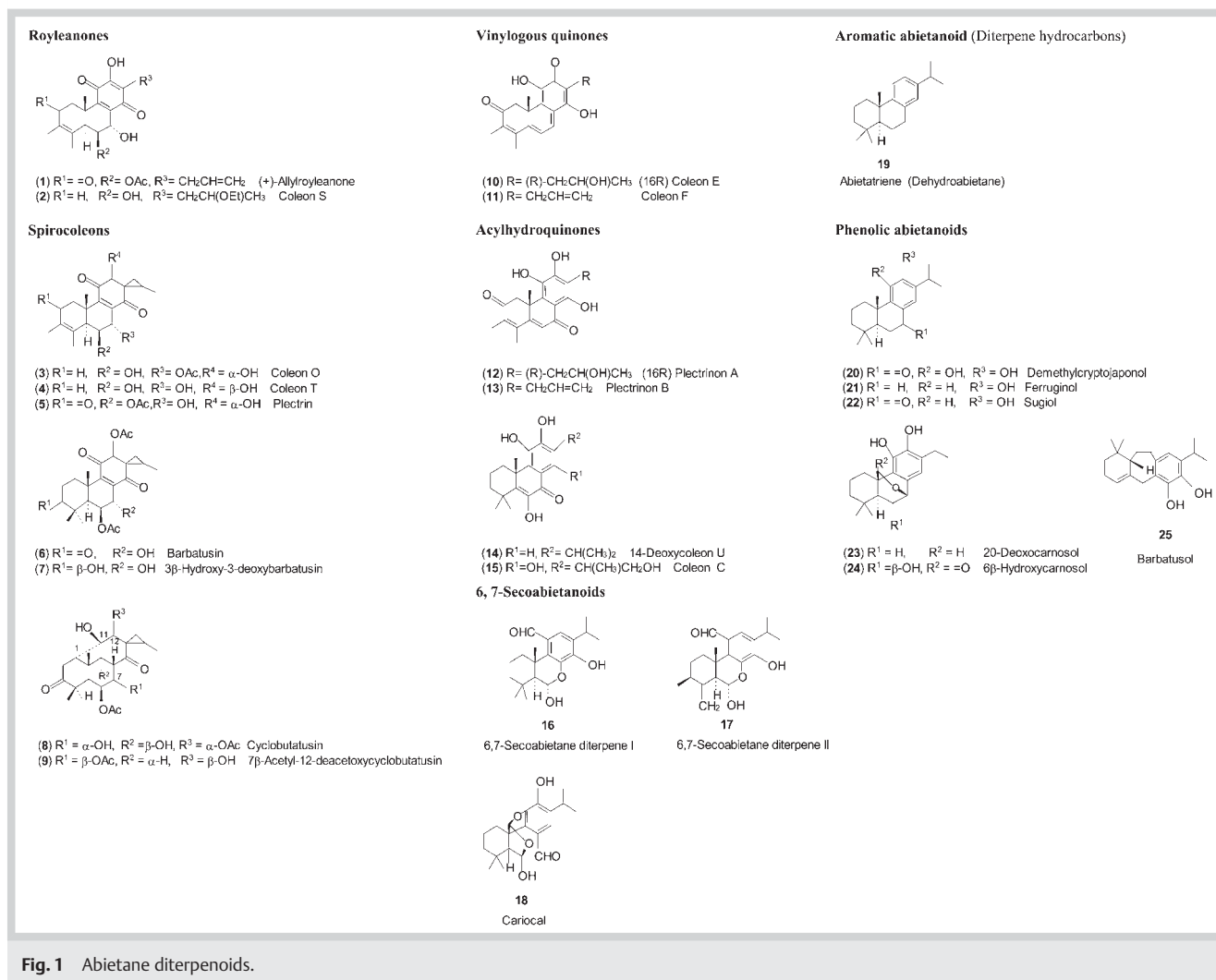
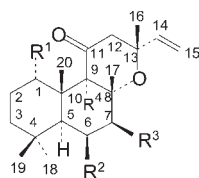


Fig. 1 Abietane diterpenoids.

Diterpenoids

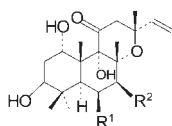
Two main groups of diterpenoids, the abietane diterpenoids (abietanoids) and the 8,13-epoxy-labd-14-en-11-one diterpenoids were identified in *P. barbatus*. Table 1 demonstrates the diterpenoids isolated from different parts of *P. barbatus*. Although the majority of abietane diterpenoids were isolated from the leaves and stems of *P. barbatus* growing in Brazil and from the leaves of *P. barbatus* distributed in East Africa (Kenya), some of them were also obtained from the leaves, roots and whole plant as well as from the roots of *P. barbatus* growing in China and India respectively (Table 1). The identified abietanoids are of various structures which could be classified accordingly into royleanones {(+)-allylroyleanone (1) [15] and coleon S (2) [16, 17]}, spirocoleons {coleon O (3) [18], coleon T (4) [16, 17], plectrin (5) [15, 18], barbalusin (6) [7, 19, 20], 3β-hydroxy-3-deoxybarbalusin (7) [7], cyclobutatusin (8) [7, 19, 21] and 7β-acetyl-12-deacetylcyclobutatusin (9) [19]}, vinylogous quinones (also named quinone methides) {(16R)-coleon E (10) [15, 22] and coleon F (11) [15, 23]}, acylhydroquinones {(16R)-plectrinon A (12) [3, 15], plectrinon B (13) [15], 14-deoxycoleon U (14) [24] and coleon C (15) [25]}, 6,7-secoabietanoids {6,7-secoabietane diterpene I (16), 6,7-secoabietane diterpene II (17) [26] and cariocal (18) [27]}, aromatic abietanoids such as abietatriene (19) [28], phenolic abietanoids {demethylcryptojaponol (20) [24], fer-

ruginol (21) [29], sugiol (22) [30], 20-deoxocarnosol (23) [31, 32] and 6β-hydroxycarnosol (24) [33]}, including that with a rearranged abietane skeleton {barbalusol (25) [29]} (Fig. 1). A series of labdane diterpenoids with the typical 8,13-epoxy-labd-14-en-11-one skeleton, differentiated in the substituent groups at C-1, C-6, C-7, and C-9 (structures 26–52) (Fig. 2) were isolated mainly from the roots of *P. barbatus* grown in India as well as from the whole plant, roots, leaves of *P. barbatus* grown in China [4, 5, 10, 16, 30, 34–57] (Table 1). Forskolin (26) (Fig. 2) is the first main labdane diterpenoid isolated from the roots of the Indian *P. barbatus*. Some 8,13-epoxy-labdane diterpenoids with some deviations from the basic structure were identified, for example, those containing an additional hydroxy substituent at C-3 such as 3-hydroxyforskolin (53), and 3-hydroxyisoforskolin (54) [58], those with a β-axial orientation of the C-13/C-14 bond and α-equatorial orientation of the methyl group at C-16 such as 13-epi-9-deoxycoleonol (55) [59], and coleonol C (56) [57], or with the carbonyl function at C-12 or without carbonyl function such as coleonone (57) [54, 55], and manoyl oxide (58) [28] respectively (Table 1, Fig. 3). Further labdane diterpenoids such as 13-epi-sclareol (59) [60], forskoditerpene A (60) [61], 12-hydroxy-8,13E-labdadien-15-oic acid (61) [39], coleolic acid (62) and coleonic acid (63) [62] were also isolated from different parts of *P. barbatus* (Table 1, Fig. 4). Moreover, five mi-

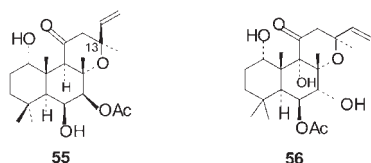


R ¹	R ²	R ³	R ⁴	Compound
OH	OH	OAc	OH	Forskolin (26)
OH	OH	OAc	H	9-Deoxyforskolin (27)
H	OH	OAc	H	1,9-Dideoxyforskolin (28)
H	OH	OH	H	1,9-Dideoxy-7-deacetylforskolin (29)
H	OH	OH	OH	Deacetyl-1-deoxyforskolin (30)
H	OAc	OAc	OH	6-Acetyl-1-deoxyforskolin (31)
H	OAc	OAc	H	6-Acetyl-1,9-dideoxyforskolin (32)
OAc	OAc	OAc	OH	1,6-Di-O-acetylforskolin (forskolin A) (33)
OAc	OH	OAc	OH	1-Acetylforskolin (forskolin B) (34)
OH	OAc	OH	OH	Isoforskolin (coleonol B, forskolin C) (35)
H	OAc	OH	H	1,9-Dideoxycoleonol B (36)
OH	OH	OH	OH	7-Deacetylforskolin (forskolin D) (37)
OAc	OH	OAc	H	Forskolin E (38)
H	OH	OAc	OH	Forskolin F(1-deoxyforskolin; coleonol D) (39)
OH	OAc	OAc	H	Forskolin G (40)
OAc	OAc	H	H	Forskolin H (41)
OAc	OAc	OH	OH	Forskolin I (42)
OH	OAc	OAc	OH	Forskolin J (6-O-acetylforskolin) (43)
OAc	OAc	OAc	H	1,6-Diacetoxy-9-deoxyforskolin (forskolin K) (44)
H	OH	H	H	6 β -Hydroxy-8,13-epoxy-labd-14-en-11-one (forskolin L) (45)
H	OH	H	OH	Coleosol (46)
OAc	OH	H	OH	1-Acetoxycoleosol (47)
H	H	H	OH	Colcol (48)
H	H	H	H	11-Oxomanoyl oxide (49)
H	OH	α -OAc	H	Coleonol E (50)
H	OAc	α -OH	OH	Coleonol F (51)
OH	OH	α -OAc	H	Deoxycoleonol (52)

Fig. 2 8,13-Epoxy-labd-14-en-11-one diterpenoids.

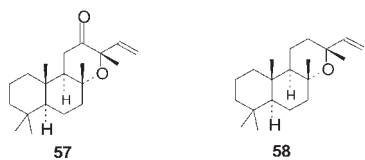


(53) R¹ = OH, R² = OAc 3-Hydroxyforskolin
 (54) R¹ = OAc, R² = OH 3-Hydroxyisoforskolin



13-Epi-9-deoxycoleonol

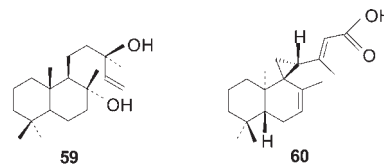
Coleonol C



Coleonone

Manoyl oxide

Fig. 3 8,13-Epoxy-labdane diterpenoids with some changes from the basic structure.



13-Epi-sclareol

Forskoditerpene A

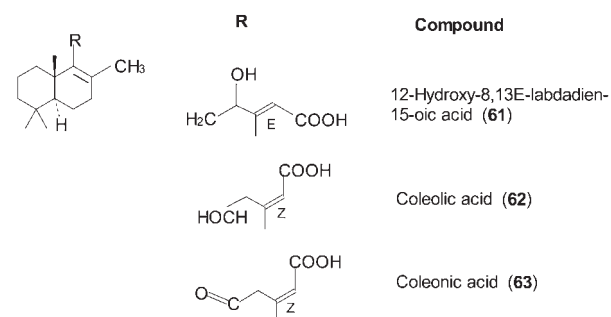


Fig. 4 Miscellaneous labdane diterpenoids.




Fig. 5 8,13-Epoxyabd-14-en-11-one diterpene glycosides.

nor 8,13-epoxy-labd-14-en-11-one diterpene glycosides such as forskoditerpenosides A (64), B (65), C (66), D (67), and E (68) were isolated from the whole plant of *P. barbatus* grown in China [61, 63] (Table 1, Fig. 5).

Essential oils

The chemical composition of the essential oils of *P. barbatus* varied according to location and date of harvest, and contained mainly mono- and sesquiterpenes. The main constituents of the essential oil distilled from the leaves of *P. barbatus* grown in Brazil were α -pinene, eremophyllene, myrcene, humulene, β -caryophyllene, β -o-cymene, limonene, nerolidol and farnesol [64, 65]. In addition, the diterpene manool (1.0%) was reported for the first time to be contained in the essential oil of the leaves [64]. In all, 91 components were detected in the essential oil obtained from the leaves of Rwandan *P. barbatus*. The main compounds were aromadendrene, borneol, α -fenchyl acetate, α -copaene, γ -2-cadinene, caryophyllene oxide, T-cadinol, calamene hydrate, and hydroxycalamene [66,67]. Steam distillation of the roots of *P. barbatus* grown in India and Brazil afforded an essential oil, the main constituents of which were found to be β -o-cymene, bornyl acetate, 3-decanone, α -santalene, α -pinene, β -pinene, β -caryophyllene, camphene, sabinene, β -ionone, (*E,E*)-farnesol, α -cis-bergamotene and γ -curcumene [28,64]. Furthermore, the presence of the diterpene abietatriene (0.7%) (dehydroabietane) (19) (Fig. 1) was reported for the first time in the essential oil extracted from the roots of *P. barbatus* grown in Brazil [64]. Moreover, the essential oil of the stems of this plant afforded the major constituents, β -phellandrene, α -pinene, α -copaene, sabinene, caryophyllene oxide, limonene, β -caryophyllene, and α -humulene [64].

Miscellaneous constituents

The monoterpene glycoside coleoside (cuminylo- β -D-glucopyranosyl-(1 \rightarrow 2)- β -D-galactopyranoside) (69) [68], the sesquiterpenoids α -cedrol [16,24] and 4 β ,7 β ,11-enantioeudesmantriol (70) [63], a number of pentacyclic triterpenoids of the ursane type such as α -amyrin [24], coleonolic acid (2-hydroxymethyl-A-(1)-nor-urs-19 α -hydroxy-2(3),12(13)-dien-28-oic acid) (71) [69], euscaphic acid (2 α ,3 α 19 α -trihydroxyurs-12-en-28-oic acid) (72) [58], myrianthic acid (2 α ,3 α ,19 α ,23-tetrahydroxyurs-12-en-28-oic acid) (73) [58], and uvaol (urs-12-ene-3 β -28-diol) (74) [30], of the lupane type such as betulinic acid [24], of the oleanane type such as arjunic acid (olean-12-en-28-oic acid,2 α ,3 β ,19 α) (75) [58] and arjungenin [2,3,19,23-tetrahydroxy-olean-12-en-28-oic acid (2 α ,3 β ,4 α ,19 α)] (76) [58] (Fig. 6) as well as the tetrater-

Other Terpenoids

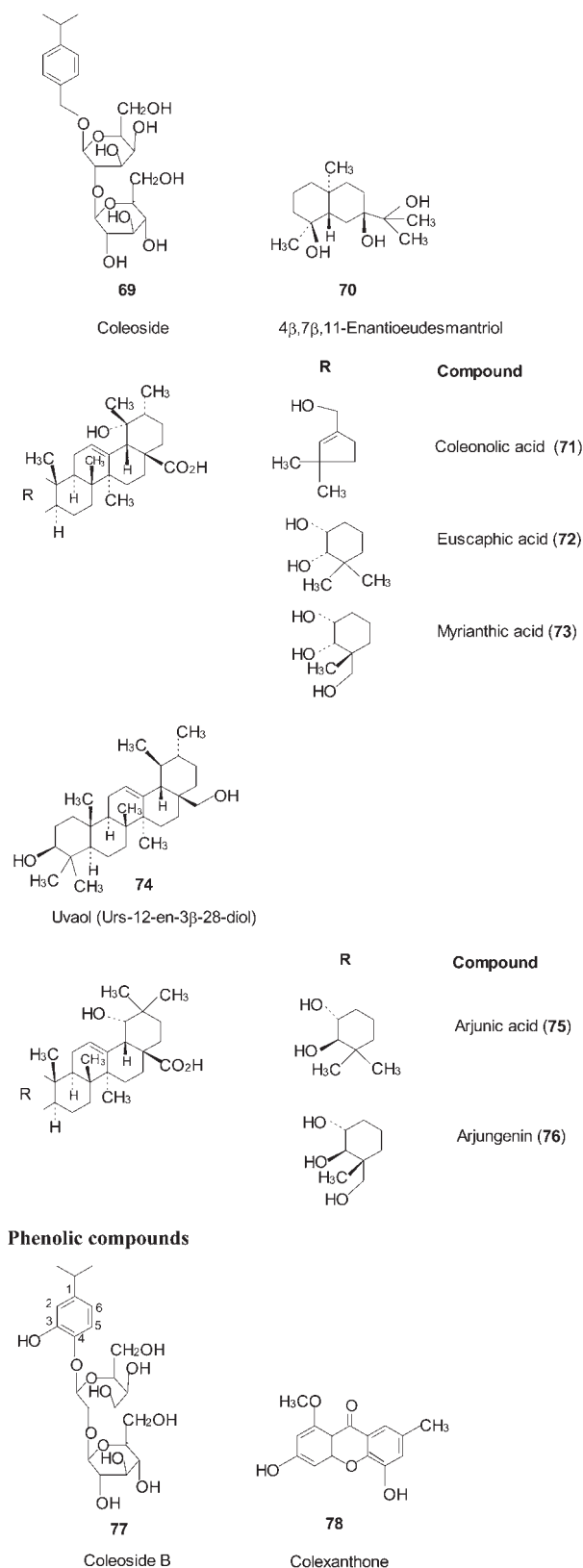


Fig. 6 Miscellaneous constituents.

Table 2 Ethnobotanical uses of *Plectranthus barbatus*.

Digestive system	Respiratory system	Cardiovascular system
In India for abdominal colic [6]. For stomachache and as purgative in Kenya and for nausea in Southern Uganda [1, 74]. In Brazil, as a substitute for boldo (<i>Peumus boldus</i>) to treat gastric disturbances (e.g., gastritis and intestinal spasms) and hepatic disorders [1, 3, 29, 75]. Teeth and gum disorders [1].	Asthma, bronchitis, cold, cough and pneumonia [1, 4, 45, 66]. General respiratory ailments [1, 6, 74].	Angina, hemorrhage and hypertension [1, 6].
Nervous system	Pain, inflammation, musculoskeletal	Sensory
In Asia, for insomnia, convulsion [1, 6] and against dizziness and fluster [45]. In Tanzania for psychiatric problems [1].	Inflammation, abdominal and spasmodic pain, and painful micturition [1, 6]. Muscular, generalized pain, stiff neck, backache, bone dislocation, and rheumatism [1].	For conjunctivitis in Congo and earache in Kenya [1].
Skin	Metabolic & endocrine system	Infection
In East Africa (Kenya, Congo), for wounds and ringworms, to reduce swelling on bruises and as a bath for babies with measles [1, 74].	In Ayurvedic medicine for hypothyroidism [76]. As an emmenagogue, oral abortifacient [1, 77]. In Somalia as an aphrodisiac [1].	Throat and mouth infections, tonsillitis, gastrointestinal infections, genitourinary infections (e.g., syphilis in Central Africa) and eye and ear infections [1]. In Rwanda, Kenya, French Guiana and Brazil to treat malaria [1, 66, 78]. In Kenya for measles [74].

penoid crocetin dialdehyde [70] and the sterols {ergosterol endoperoxide (5 α ,8 α -epidioxy-ergosta-6,22-dien-3 β -ol) [30], 5 α ,8 α -epidioxy-ergosta-6,9(11),22-trien-3 β -ol [30], stigmasterol [16, 71], and β -sitosterol [16, 24, 30]} were isolated from different tissues of *P. barbatus* distributed in India and China.

Only one flavonoid and one phenylpropanoid, namely genkwainin (7-*O*-methylapigenin) and guaiacol glycerin ether, respectively, [16] as well as the phenolic compounds caffeic acid [68], coleside B (*p*-isopropylcatechol-4-*O*- β -D-glucopyranosyl(1 \rightarrow 2)- β -D-galactopyranoside) (77) [72] and colexanthone (1-oxymethyl-3,5-dihydroxy-7-methyl-xanthone) (78) [62] (Fig. 6) were isolated from different parts of the Chinese and Indian *P. barbatus*. In addition three tetramethyl-substituted higher alkanes namely 2,6,10,14-tetramethylpentadecane, 2,6,10,14-tetramethylhexadecane, and 2,6,10,14-tetramethylheptadecane were isolated from the roots of the Indian *P. barbatus* [28]. Moreover, five glycolipids, such as monogalactosyl diacylglycerol, digalactosyl diacylglycerol, trigalactosyl diacylglycerol, tetragalactosyl diacylglycerol, and sulfoquinovosyl diacylglycerol were detected in the leaves of *P. barbatus* grown in Brazil [73].

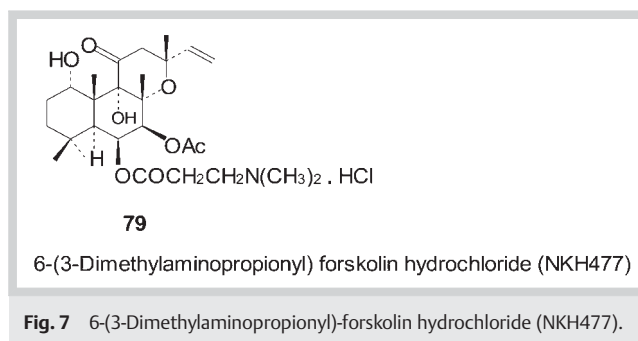
Uses

Ethnobotanical uses

P. barbatus has been used for centuries in Hindu and Ayurvedic traditional medicine as well as in the folk medicine of Brazil, tropical Africa and China for the treatment of various diseases [1, 3, 4, 6, 29, 45, 66, 74–78] (Table 2). In addition, *P. barbatus* is used to alleviate fever in East Africa and India, as a children's tonic and also as an emetic utilized by the Samburu of Kenya for strength [1]. In Uganda the plant is used to treat spiritual ailments [79]. In Africa, the plant is applied in ethnoveterinary medicine, for instance in Kenya, it is used to treat Coast Fever in cattle [1]. *P. barbatus* is used against snakebites in India, Gabon and Kenya, and as insecticide to protect grain stores [1, 66].

Non-medicinal uses

As reported by Lukhoba et al. [1], *P. barbatus* is planted as an ornamental and as a hedge, fence or boundary marker as well as soil improver for growing grains such as cowpeas, green grams and maize; it is also planted on the hillsides to prevent soil ero-

**Fig. 7** 6-(3-Dimethylaminopropionyl)-forskolin hydrochloride (NKH477).

sion and is used for making manure. The leaves of *P. barbatus* are cooked as a vegetable in Kenya and Yemen; it is fed to sheep, goats and cattle. In Kenya, the soft velvety leaves are used as sanitary tissue to clean milk guards and both the leaves and stems are used to hasten the ripening of bananas.

References

- Lukhoba CW, Simmonds MSJ, Paton AJ. *Plectranthus*: a review of ethnobotanical uses. *J Ethnopharmacol* 2006; 103: 1–24
- Hara H. On the Asiatic species of the genus *Rabdosia* (Labiatae). *J Jpn Bot* 1972; 47: 193–203
- Schultz C, Bossolani MP, Torres LMB, Lima-Landman MTR, Lapa AJ, Souccar C. Inhibition of the gastric H⁺,K⁺-ATPase by plectrinone A, a diterpenoid isolated from *Plectranthus barbatus* Andrews. *J Ethnopharmacol* 2007; 111: 1–7
- Jin QD, He BH. Minor constituents from *Coleus forskohlii*. *Acta Bot Yunn* 1998; 20: 469–473
- de Souza NJ, Dohadwalla AN, Reden J. Forskolin: a labdane diterpenoid with antihypertensive, positive inotropic, platelet aggregation inhibitory, and adenylate cyclase activating properties. *Med Res Rev* 1983; 3: 201–219
- Dubey MP, Srimal RC, Nityanand S, Dhawan BN. Pharmacological studies on coleonol, a hypotensive diterpene from *Coleus forskohlii*. *J Ethnopharmacol* 1981; 3: 1–13
- Zelnik R, Lavie D, Levy EC, Wang AHJ, Paul IC. Barbatusin and cyclobutatusin, two novel diterpenoids from *Coleus barbatus* Benth. *Tetrahedron* 1977; 33: 1457–1467
- Dubey MP, Srimal RC, Patnaik GK, Dhawan BN. Hypotensive and spasmolytic activities of coleonol, active principle of *Coleus forskohlii* Briq. *Indian J Pharmacol* 1974; 6: 15

- 9 Tandon JS, Dhar MM, Ramakumar S, Venkatesan K. Structure of coleonol, a biologically active diterpene from *Coleus forskohlii*. Indian J Chem Sect B Org Chem Incl Med Chem 1977; 15B: 880–883
- 10 Bhat SV, Bajwa BS, Dornauer H, de Souza NJ, Fehlhaber HW. Structures and stereochemistry of new labdane diterpenoids from *Coleus forskohlii* Briq. Tetrahedron Lett 1977; 19: 1669–1672
- 11 Ramakumar S, Venkatesan K, Tandon JS, Dhar MM. Molecular and crystal structure of coleonol, C₂₂H₃₄O₇. Z Kristallogr 1985; 173: 81–86
- 12 Viswanathan N, Gawad DH. Identity of forskolin with coleonol. Indian J Chem Sect B Org Chem Incl Med Chem 1985; 24B: 583
- 13 Saksena AK, Green MJ, Shue HJ, Wong JK, McPhail AT. Identity of coleonol with forskolin: structure revision of a base-catalysed rearrangement product. Tetrahedron Lett 1985; 26: 551–554
- 14 Ammon HP, Müller AB. Forskolin: from an ayurvedic remedy to a modern agent. Planta Med 1985; 51: 473–477
- 15 Ruedi P. Novel diterpenoids from leaf glands of *Plectranthus barbatus* (Labiatae). The absolute configuration of the 2-hydroxypropyl group in coleon E. Helv Chim Acta 1986; 69: 972–984
- 16 Yao CS, Shen YH, Xu YL. The chemical constituents of *Coleus forskohlii*. Nat Prod Res Dev 2002; 14: 1–6
- 17 Yao CS, Xu YL. The diterpenoid quinones from *Coleus forskohlii*. Chin Chem Lett 2001; 12: 339–342
- 18 Kubo I, Matsumoto T, Tori M, Asakawa Y. Structure of plectrin, an aphid antifeedant diterpene from *Plectranthus barbatus*. Chem Lett 1984; 9: 1513–1516
- 19 de Albuquerque RL, Kentopff MR, Machado MIL, Silva MG, Matos FJ de A, Moraes SM, Braz-Filho R. Abietane diterpenoids isolated from *Plectranthus barbatus* Andrews. Quim Nova 2007; 30: 1882–1886
- 20 Wang AHJ, Paul IC, Zelnik R, Mizuta K, Lavie D. Structure and absolute stereochemistry of the diterpenoid barbatusin. J Am Chem Soc 1973; 95: 598–600
- 21 Wang AHJ, Paul IC, Zelnik R, Lavie D, Levy EC. Structure and stereochemistry of cyclobutatusin, a diterpenoid containing a four-membered ring. J Am Chem Soc 1974; 96: 580–581
- 22 Ruedi P, Eugster CH. Structure of coleon E, a new diterpenoid methylenequinone from *Coleus barbatus* species (Labiatae). Helv Chim Acta 1972; 55: 1994–2014
- 23 Ruedi P, Eugster CH. Structure of coleon F. Helv Chim Acta 1973; 56: 1129–1132
- 24 Xu LL, Lu J, Li WJ, Kong LY. Studies on the chemical constituents in root of *Coleus forskohlii*. Zhongguo Zhong Yao Za Zhi 2005; 30: 1753–1755
- 25 Liu Y, Wu H, Wang XM, Liu J, Xing X. Use of coleon C extracted from *Coleus* as inhibitor for tumor growth and tumor cell proliferation. Chinese Patent CN 1899273 A; 2007
- 26 Kelecom A, Dos Santos TC, Medeiros WLB. Secoabietane diterpenes from *Coleus barbatus*. Phytochemistry 1987; 26: 2337–2340
- 27 Kelecom A, Dos Santos TC. Carioacal, a new seco-abietane diterpene from the labiate *Coleus barbatus*. Tetrahedron Lett 1985; 26: 3659–3662
- 28 Mathela DK, Kharkwal HB, Mathela CS. Terpenoids of roots of *Coleus forskohlii*. Fitoterapia 1986; 57: 299–301
- 29 Kelecom A. Isolation, structure determination, and absolute configuration of barbatusol, a new bioactive diterpene with a rearranged abietane skeleton from the labiate *Coleus barbatus*. Tetrahedron 1983; 39: 3603–3608
- 30 Li S, Yang QR, Wang XM, Zou GA, Liu YW. Chemical constituents of *Coleus forskohlii* replanted to Tongcheng. Zhongcaoyao 2006; 37: 824–826
- 31 Kelecom A, Dos Santos TC, Medeiros WLB. On the structure and absolute configuration of (–)-20-deoxocarnosol. An Acad Bras Cienc 1986; 58: 53–59
- 32 Kelecom A. An abietane diterpene from the labiate *Coleus barbatus*. Phytochemistry 1984; 23: 1677–1679
- 33 Kelecom A. 6-β-Hydroxycarnosol, a new minor diterpene from the false boldo *Coleus barbatus* Benth (Labiatae). Quim Nova 1983; 6: 117–118
- 34 Shah V, Bhat SV, Bajwa BS, Dornauer H, de Souza NJ. The occurrence of forskolin in the Labiatae. Planta Med 1980; 39: 183–185
- 35 Gabetta B, Zini G, Danieli B. Minor diterpenoids of *Coleus forskohlii*. Phytochemistry 1989; 28: 859–862
- 36 Liu C, Yao W, Meng K, Liu Y, Zhang S, Zeng S, Lu S, Li H. Isolation and purification of forskolin and identification of its chemical structure and biological activity. Shengwu Huaxue Yu Shengwu Wuli Jinzhan 1992; 19: 74–76
- 37 Zhang XH, Zhang W, Jin QD, Xu YL. Spectral characteristics of forskolins (1). Nat Prod Res Dev 2005; 17: 163–165
- 38 Bhat SV, Dohadwalla AN, Bajwa BS, Dadkar NK, Dornauer H, de Souza NJ. The antihypertensive and positive inotropic diterpene forskolin: effects of structural modifications on its activity. J Med Chem 1983; 26: 486–492
- 39 Xu LL, Kong LY. Labdane diterpenoids from *Coleus forskohlii* (Willd.) Briq. J Integr Plant Biol 2006; 48: 478–481
- 40 Wu M, Lai GF, Jin QD, Xu YL. Spectral characteristic property of forskolins (2). Nat Prod Res Dev 2005; 17 (Suppl.): 17–19, 22
- 41 Jin QD, Xie XH, Mu QZ. Study on the chemical constituents from *Coleus forskohlii* Briq. Nat Prod Res Dev 1990; 2: 6–9
- 42 Carpy A, Leger JM, Tandon JS, Saxena AK. Molecular and crystal structure of coleonol-B, C₂₂H₃₄O₇. Z Kristallogr 1991; 194: 229–233
- 43 Prakash O, Roy R, Tandon JS, Dhar MM. Carbon-13 and proton two-dimensional NMR study of diterpenoids of *Coleus forskohlii*. Magn Reson Chem 1988; 26: 117–119
- 44 Xu LL, Kong LY. Isolation and identification of labdane diterpenoids from the roots of *Coleus forskohlii*. Chin J Nat Med 2004; 2: 344–347
- 45 Yang QR, Wu HZ, Wang XM, Zou GA, Liu YW. Three new diterpenoids from *Coleus forskohlii* Briq. J Asian Nat Prod Res 2006; 8: 355–360
- 46 Roy R, Mishra A, Varma N, Tandon JS, Saux M, Carpy A. Minor diterpenes from *Coleus forskohlii*. Phytochemistry 1993; 34: 1577–1580
- 47 Xu YL, Jin QD, Liu J. Spectral characteristics of forskolins (3). Nat Prod Res Dev 2006; 18 (Suppl.): 79–81, 97
- 48 Khandelwal Y, Jotwani PK, Inamdar PK, de Souza NJ, Rupp RH. Isolation, structure elucidation, and synthesis of 1-deoxyforskolin. Tetrahedron 1989; 45: 763–766
- 49 Shen YH, Yao CS, Xu YL. New diterpenoids from *Coleus forskohlii*. Chin Chem Lett 2002; 13: 740–743
- 50 Shan YP, Wang XB, Kong LY. Forskolin G. Acta Crystallogr Sect E Struct Rep Online 2006; E62: o2408–o2410. Available at <http://journals.iucr.org/e/issues/2006/06/00/hk2036/index.html>
- 51 Shen YH, Xu YL. Two new diterpenoids from *Coleus forskohlii*. J Asian Nat Prod Res 2005; 7: 811–815
- 52 Yang WM, Jin QD, Xu YL. Spectral characteristics of forskolins (4). Nat Prod Res Dev 2007; 19: 991–994
- 53 Jauhari PK, Katti SB, Tandon JS, Dhar MM. Coleosol – a new diterpene from *Coleus forskohlii*. Indian J Chem Sect B Org Chem Incl Med Chem 1978; 16B: 1055–1057
- 54 Singh S, Painuly P, Tandon JS. Diterpenes from *Coleus forskohlii*: stereochemistry of the carbonyl chromophore. Indian J Chem Sect B Org Chem Incl Med Chem 1984; 23B: 952–955
- 55 Katti SB, Jauhari PK, Tandon JS. New diterpenes from *Coleus forskohlii*: structures of the diterpenes, coleonol-D, coleol and coleonone. Indian J Chem Sect B Org Chem Incl Med Chem 1979; 17B: 321–323
- 56 Painuly P, Katti SB, Tandon JS. Diterpenes from *Coleus forskohlii*: structures of coleonol-E and coleonol-F. Indian J Chem Sect B Org Chem Incl Med Chem 1979; 18B: 214–216
- 57 Tandon JS, Jauhari PK, Singh RS, Dhar MM. Structures of three new diterpenes, coleonol B, coleonol C and deoxycoleonol isolated from *Coleus forskohlii*. Indian J Chem Sect B Org Chem Incl Med Chem 1978; 16B: 341–345
- 58 Shan YP, Kong LY. Isolation and identification of terpenes from *Coleus forskohlii*. Chin J Nat Med 2006; 4: 271–274
- 59 Tandon JS, Roy R, Balachandran S, Vishwakarma RA. Epi-deoxycoleonol, a new antihypertensive labdane diterpenoid from *Coleus forskohlii*. Bioorg Med Chem Lett 1992; 2: 249–254
- 60 Sashidhara KV, Rosaiah JN, Kumar A, Bid HK, Konwar R, Chattopadhyay N. Cell growth inhibitory action of an unusual labdane diterpene, 13-epi-sclareol in breast and uterine cancers *in vitro*. Phytother Res 2007; 21: 1105–1108
- 61 Shan Y, Xu L, Lu Y, Wang X, Zheng Q, Kong L, Niwa M. Diterpenes from *Coleus forskohlii* (WILLD.) BRIQ. (Labiatae). Chem Pharm Bull 2008; 56: 52–56
- 62 Liu Y, Wang XM, Wu H. Main components of *Coleus forskohlii* extract and relevant extraction method. Chinese Patent CN 1944384 A; 2007
- 63 Shan Y, Wang X, Zhou X, Kong L, Niwa M. Two minor diterpene glycosides and an eudesman sesquiterpene from *Coleus forskohlii*. Chem Pharm Bull 2007; 55: 376–381
- 64 Kerntopf MR, de Albuquerque RL, Machado MIL, Matos FJA, Craveiro AA. Essential oils from leaves, stems and roots of *Plectranthus barbatus* Andr. (Labiatae) grown in Brazil. J Essent Oil Res 2002; 14: 101–102
- 65 Mancini B, Rubino CL, Pozetti GL, Mancini MAD. Chromatographic study of essential oils from plants of Araraquara region. 1. Thin-layer and vapor-phase chromatographic analysis of essential oil from leaves of *Co-*

- leus barbatus* Labiatae. Rev Fac Farm Odontol Araraquara 1972; 6: 41–46
- 66 Muhayimana A, Chalchat JC, Garry RP. Chemical composition of essential oils of some medicinal plants from Rwanda. J Essent Oil Res 1998; 10: 251–259
- 67 Chalchat JC, Garry RP, Muhayimana A. Aromatic plants of Rwanda. Chemical composition of two Labiaceae, *Plectranthus barbatus* and *Plectranthus sylvestris*. Riv Ital EPPOS 1996; 7: 665–674
- 68 Ahmed B, Vishwakarma RA. Coleoside, a monoterpene glycoside from *Coleus forskohlii*. Phytochemistry 1988; 27: 3309–3310
- 69 Roy R, Vishwakarma RA, Varma N, Tandon JS. Coleonic acid, a rearranged ursane triterpenoid from *Coleus forskohlii*. Tetrahedron Lett 1990; 31: 3467–3470
- 70 Tandon JS, Katti SB, Rueedi P, Eugster CH. Crocetin dialdehyde from *Coleus forskohlii* Briq., Labiatae. Helv Chim Acta 1979; 62: 2706–2707
- 71 Shah VC, D'Sa AS, de Souza NJ. Chonemorphine, stigmaterol, and ecysterone: steroids isolated through bioassay-directed plant screening programs. Steroids 1989; 53: 559–565
- 72 Ahmed B, Merotra R. Coleoside-B: a new phenolic glycoside from *Coleus forskohlii*. Pharmazie 1991; 46: 157–158
- 73 Mendes BG, Machado MJ, Falkenberg M. Screening of glycolipids in medicinal plants. Rev Bras Farmacognosia 2006; 16: 568–575
- 74 Matu EN, van Staden J. Antibacterial and anti-inflammatory activities of some plants used for medicinal purposes in Kenya. J Ethnopharmacol 2003; 87: 35–41
- 75 Camara CC, Nascimento NR, Macedo-Filho CL, Almeida FB, Fonteles MC. Antispasmodic effect of the essential oil of *Plectranthus barbatus* and some major constituents on the guinea-pig ileum. Planta Med 2003; 69: 1080–1085
- 76 Ding X, Staudinger JL. Induction of drug metabolism by forskolin: the role of the pregnane X receptor and the protein kinase A signal transduction pathway. J Pharmacol Exp Ther 2005; 312: 849–856
- 77 Almeida FC, Lemonica IP. The toxic effects of *Coleus barbatus* B. on the different periods of pregnancy in rats. J Ethnopharmacol 2000; 73: 53–60
- 78 Vigneron M, Deparis X, Deharo E, Bourdy G. Antimalarial remedies in French Guiana: a knowledge attitudes and practices study. J Ethnopharmacol 2005; 98: 351–360
- 79 Tabuti JR, Lye KA, Dhillion SS. Traditional herbal drugs of Bulamogi, Uganda: plants, use and administration. J Ethnopharmacol 2003; 88: 19–44